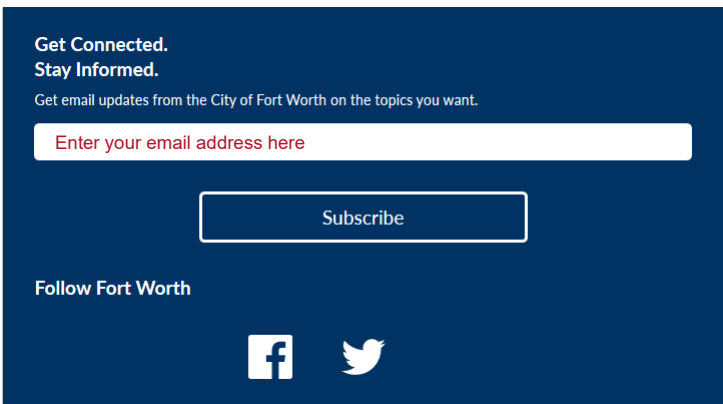


1

Go to FortWorthTexas.gov.

Scroll to the page footer at the bottom right of the page. Enter your email address and click the "Subscribe" button.



Get Connected. Stay Informed. Get email updates from the City of Fort Worth on the topics you want.

Enter your email address here

Subscribe

Follow Fort Worth

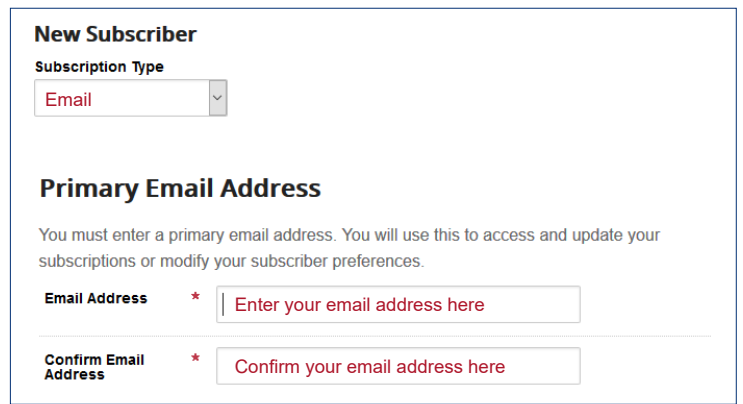
f

🐦

2

Fill out the New Subscriber form.

This will take you to the subscription form. Make sure to select "Email" as the Subscription Type.



New Subscriber

Subscription Type
Email

Primary Email Address

You must enter a primary email address. You will use this to access and update your subscriptions or modify your subscriber preferences.

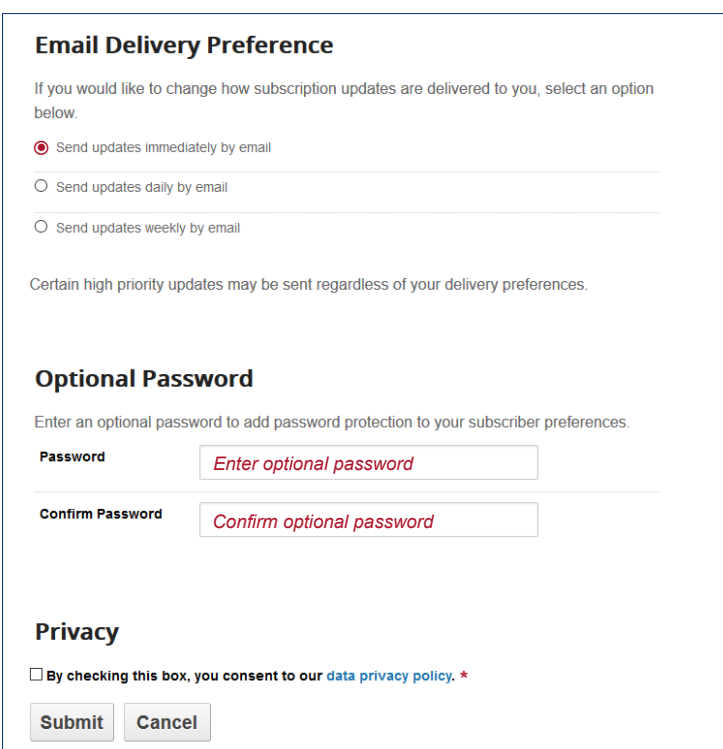
Email Address * | Enter your email address here

Confirm Email Address * | Confirm your email address here

3

Choose Email Delivery Preference.

Select "Send updates immediately by email" to ensure you get the latest news in a timely manner. We only send the monthly KFWB newsletter, information on our programs, upcoming events and important deadlines.



Email Delivery Preference

If you would like to change how subscription updates are delivered to you, select an option below.

Send updates immediately by email

Send updates daily by email

Send updates weekly by email

Certain high priority updates may be sent regardless of your delivery preferences.

Optional Password

Enter an optional password to add password protection to your subscriber preferences.

Password | Enter optional password

Confirm Password | Confirm optional password

Privacy

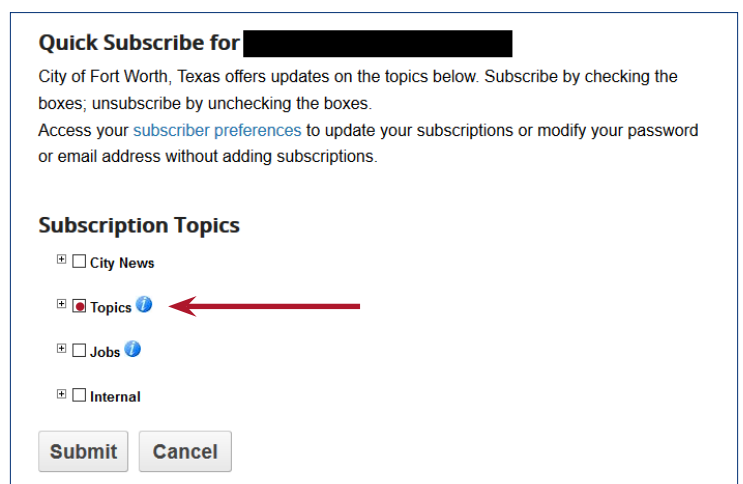
By checking this box, you consent to our [data privacy policy](#). *

Submit Cancel

4

Select Subscription Topics.

The next screen will ask you to choose the topics you would like to hear about. Click the plus sign next to "Topics".



Quick Subscribe for [Redacted]

City of Fort Worth, Texas offers updates on the topics below. Subscribe by checking the boxes; unsubscribe by unchecking the boxes. Access your [subscriber preferences](#) to update your subscriptions or modify your password or email address without adding subscriptions.

Subscription Topics

City News

Topics ⓘ ←

Jobs ⓘ

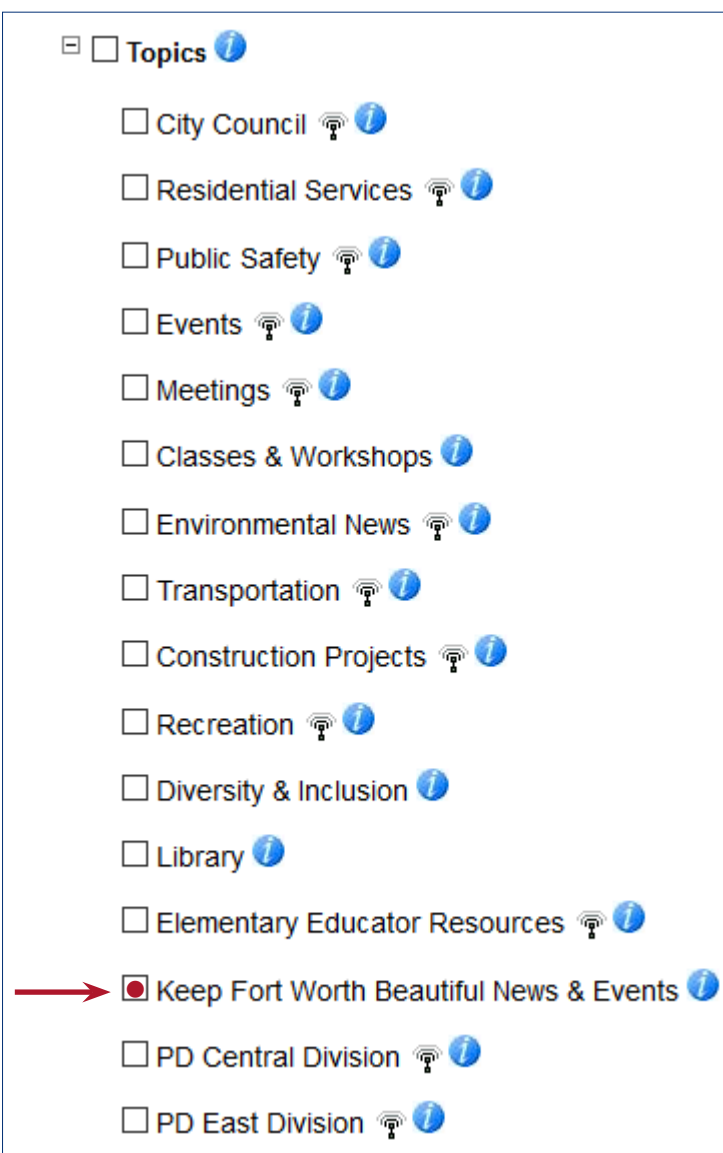
Internal

Submit Cancel

5

Select Keep Fort Worth Beautiful News & Events topic.

This will open the topics list. Click the box next to "Keep Fort Worth Beautiful News & Events" and any other topics of interest. Click the "Submit" button after making your selections.



Topics ⓘ

City Council ⓘ ⓘ

Residential Services ⓘ ⓘ

Public Safety ⓘ ⓘ

Events ⓘ ⓘ

Meetings ⓘ ⓘ

Classes & Workshops ⓘ

Environmental News ⓘ ⓘ

Transportation ⓘ ⓘ

Construction Projects ⓘ ⓘ

Recreation ⓘ ⓘ

Diversity & Inclusion ⓘ

Library ⓘ

Elementary Educator Resources ⓘ ⓘ

→ Keep Fort Worth Beautiful News & Events ⓘ

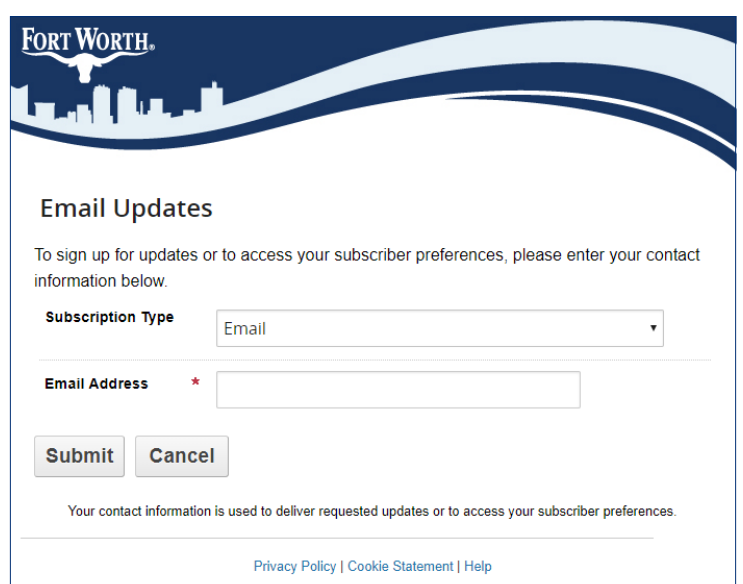
PD Central Division ⓘ ⓘ

PD East Division ⓘ ⓘ

6

Update your subscriptions.

You may update your subscriptions and contact preferences at any time by going to: <https://public.govdelivery.com/accounts/TXFTWORTH/subscriber/new>.



FORT WORTH

Email Updates

To sign up for updates or to access your subscriber preferences, please enter your contact information below.

Subscription Type | Email

Email Address * |

Submit Cancel

Your contact information is used to deliver requested updates or to access your subscriber preferences.

[Privacy Policy](#) | [Cookie Statement](#) | [Help](#)

Scan the QR Code and sign up on your mobile device!

