

C O D E C O M P L I A N C E

20  23

J U N E R E P O R T



CODE REPORT

The monthly Code Report is an initiative of the City of Fort Worth's Code Compliance Department aimed at keeping residents of Fort Worth abreast of the department's services to the community and the results of such efforts.

The Code Compliance Department has five main public service areas:

- » **Animal Care & Control**
- » **Code Enforcement**
- » **Consumer Health**
- » **Environmental Quality**
- » **Solid Waste Services**

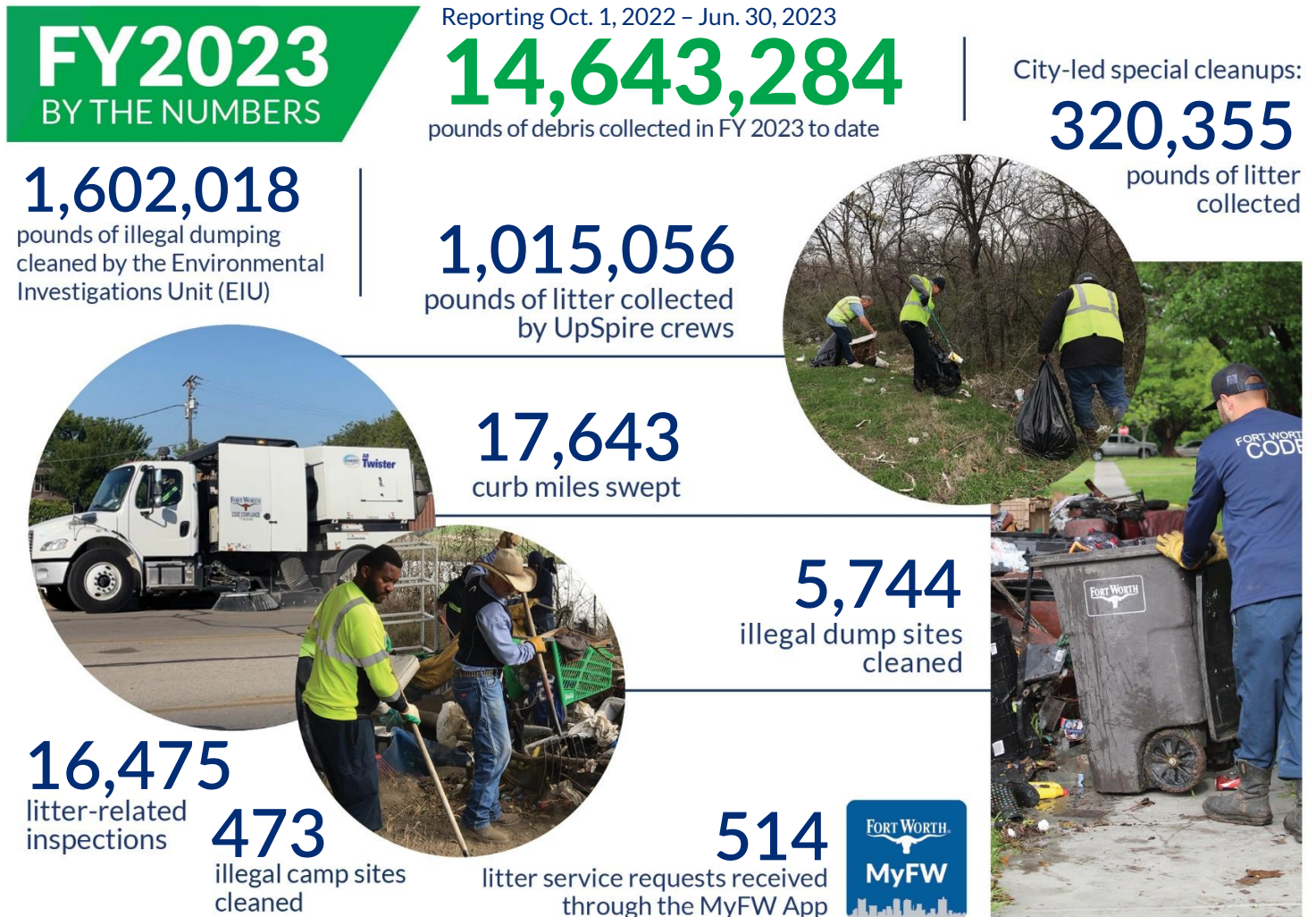
Since the first edition published in March 2016, the Code Report has grown to the current format, which relays the monthly results of all five service areas of Code Compliance. The initial issue only reported on the activities of Animal Care & Control.

As it can be gathered from the results conveyed in the current Code Report, all areas of service continue to achieve impressive results as they strive to provide outstanding customer service to the public.

Please take the time to read the Code Report and share your thoughts with us. We value your insights and feedback on Code Compliance's various programs and look forward to hearing from you.

Please notice that, unless noted, the Code Report reports on the fiscal year instead of the calendar year. The City of Fort Worth's fiscal year runs from Oct. 1 through Sept. 30.

With the start of FY2023, the City of Fort Worth launched its Litter: Stop It! Report It! Pick It Up! campaign with a focused effort to control litter and advance the overarching goal of a clean, safe city. Litter control efforts are concentrated across three core tenants: (1) source control, (2) community reporting, and (3) litter abatement.



The City has contracted with Sweeping Corp. of America (SCA) to expand street sweeping service capacity while we work to expand our own fleet.



The new citywide litter abatement contract through UpSpire was finalized and has allowed for an increase in crews.



The City continues its partnership with TxDOT to resolve highway litter.

Play an active role in eliminating litter!

- **STOP IT!** The easiest way to tackle litter is to control it at the source, so that it never starts in the first place.
- **REPORT IT!** When you see litter in the community, make sure to say something. Use the MyFW app!
- **PICK IT UP!** It's easy to support litter cleanup efforts at any time. Contact KFWB@fortworthtexas.gov.



Scan to learn more about the City of Fort Worth's litter prevention, reduction and enforcement efforts.

LITTER

STOP IT!

REPORT IT!

PICK IT UP!

A KEEP FORT WORTH BEAUTIFUL INITIATIVE

JUNE REPORT

3

ANIMAL CARE & CONTROL

Animal Care & Control provides animal shelter operations, animal adoption centers, spay/ neuter and low-cost vaccination clinics, animal ordinance enforcement and public education. These programs work to reduce the number of stray animals in the city, minimize the threat of diseases, such as rabies, and prevent injuries caused by animals. It is the shelter's goal to find loving homes for all the animals that end up in its care.



June 2023 Statistics

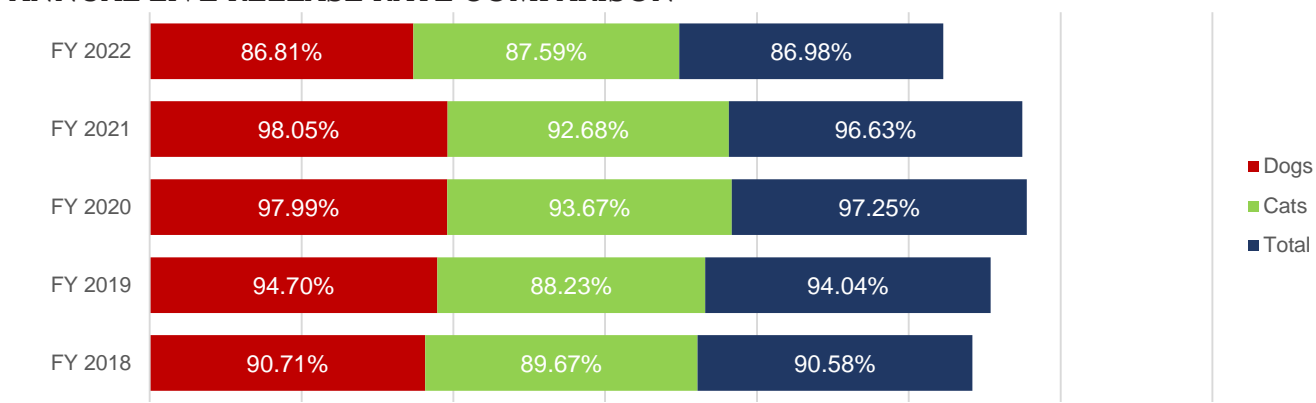
This chart reflects the monthly movement of animals in and out of the shelter. Most significant is the shelter's live release rate, which indicates how many pets successfully left the shelter either through adoption, rescue or return to owner. The daily challenge of managing a municipal shelter is daunting because Fort Worth Animal Care & Control is mandated to accept any animal that comes from within its city limits.

June Live Release Rate: 72.97%	Dogs	Cats	Total
BEGINNING SHELTER COUNT 6/1/2023	1,033	387	1,420
INTAKE			
From the public	1,456	555	2,011
Incoming transfers from Organizations within Community/Coalition	0	0	0
Incoming transfers from Organizations outside Community/Coalition	0	0	0
From Owners/Guardians Requesting Euthanasia	47	13	60
Total intake (B + C + D + E)	1,503	568	2,071
Owner/Guardian Requested Euthanasia (Unhealthy & Untreatable Only)	29	11	40
ADJUSTED TOTAL INTAKE (F – G)	1,474	557	2,031
ADOPTIONS	505	267	772
OUTGOING TRANSFERS to Organizations within Community/Coalition	221	74	295
OUTGOING TRANSFERS to Organizations outside Community/Coalition	64	0	64
RETURN TO OWNER/GUARDIAN	182	10	192
DOGS & CATS EUTHANIZED			
Healthy (Includes Owner/Guardian Requested Euthanasia)	34	2	36
Treatable – Rehabilitable (Includes Owner/Guardian Requested Euthanasia)	23	3	26
Treatable – Manageable (Includes Owner/Guardian Requested Euthanasia)	32	11	43
Unhealthy & Untreatable (Includes Owner/Guardian Requested Euthanasia)	261	165	426
Total Euthanasia (M + N + O + P)	350	181	531
Owner/Guardian Requested Euthanasia (Unhealthy & Untreatable Only)	30	11	41
ADJUSTED TOTAL EUTHANASIA (Q – R)	320	170	490
SUBTOTAL OUTCOMES (I + J + K + L + S)			
Excludes Owner/Guardian Requested Euthanasia (Unhealthy & Untreatable Only)	1,292	521	1,813
DIED OR LOST IN SHELTER CARE	27	23	50
TOTAL OUTCOMES (T + U)			
Excludes Owner/Guardian Requested Euthanasia (Unhealthy & Untreatable Only)	1,319	544	1,863
ENDING SHELTER COUNT 6/30/2023 11:59:59 PM	1,187	400	1,587

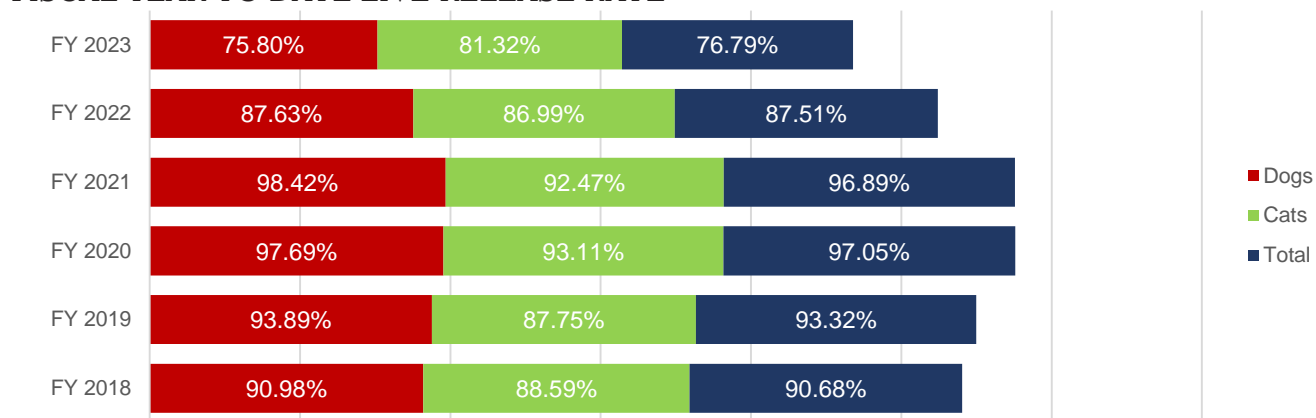
Live Release Rate

The “live release rate” indicates how many pets successfully left the shelter either through adoption, rescue or return to owner. The FY2022 annual rate of 86.98% is another accomplishment for the shelter and its partners. These statistics are nearly unobtainable by many government-operated shelters due to lack of resources, funding and collaborative partnerships.

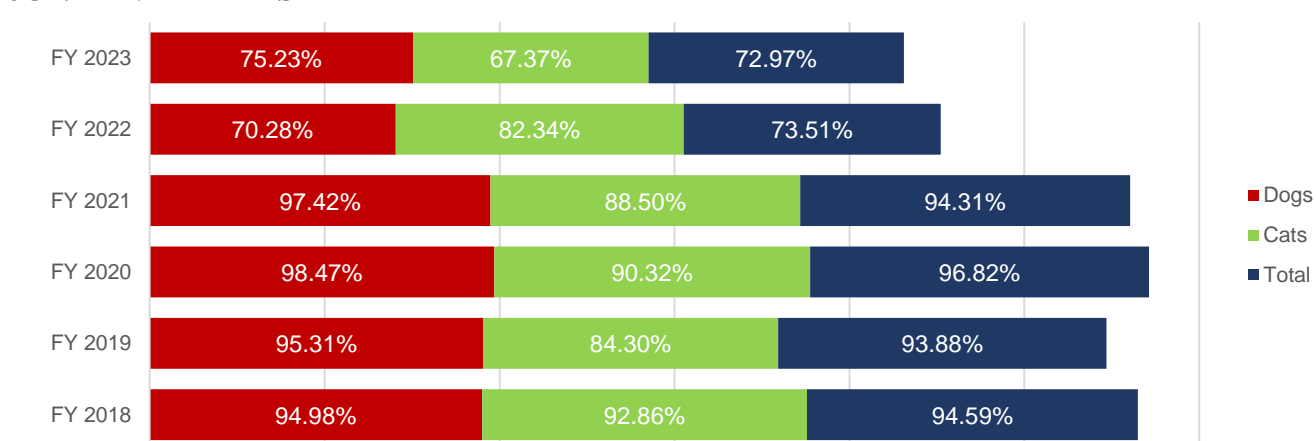
ANNUAL LIVE RELEASE RATE COMPARISON



FISCAL YEAR TO DATE LIVE RELEASE RATE



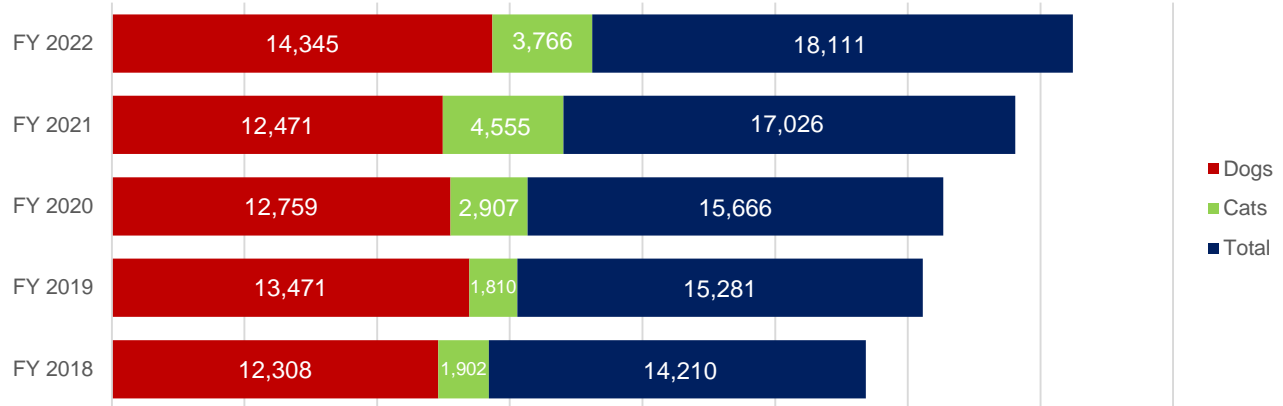
JUNE LIVE RELEASE RATE



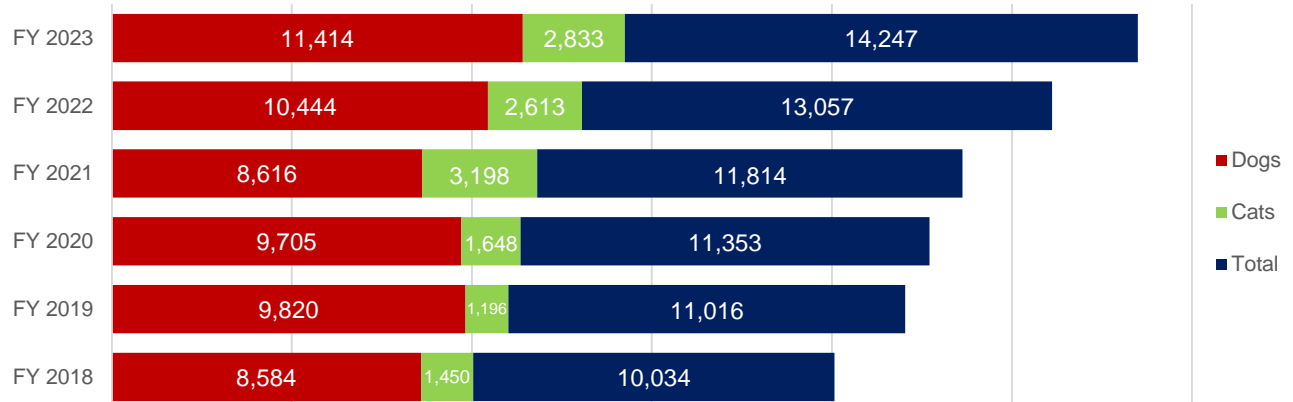
Intakes

Animals coming into the shelter via surrenders, capture and/or adoption return. The number of cats decreased due to the end of the Return to Field Program.

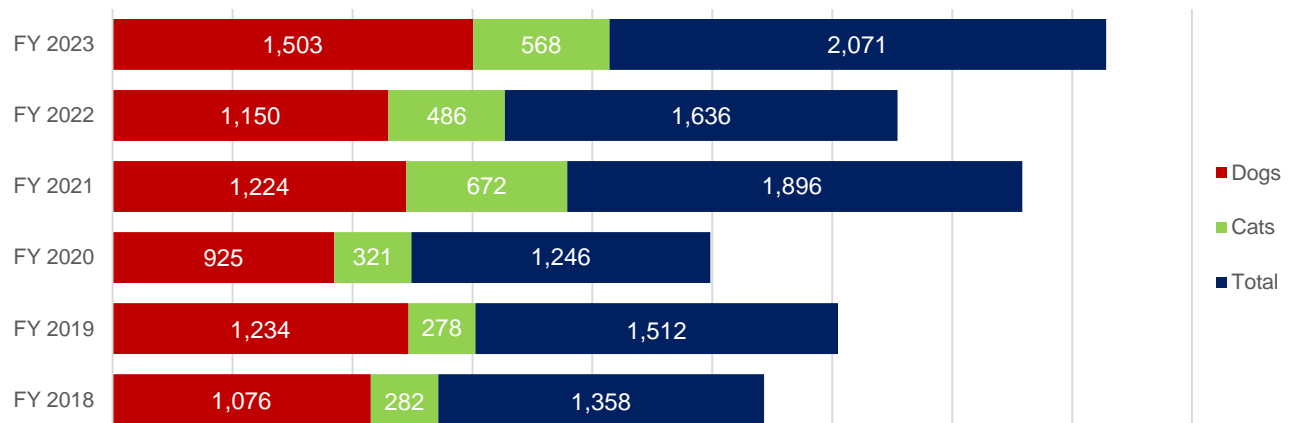
ANNUAL INTAKES COMPARISON



FISCAL YEAR TO DATE INTAKES



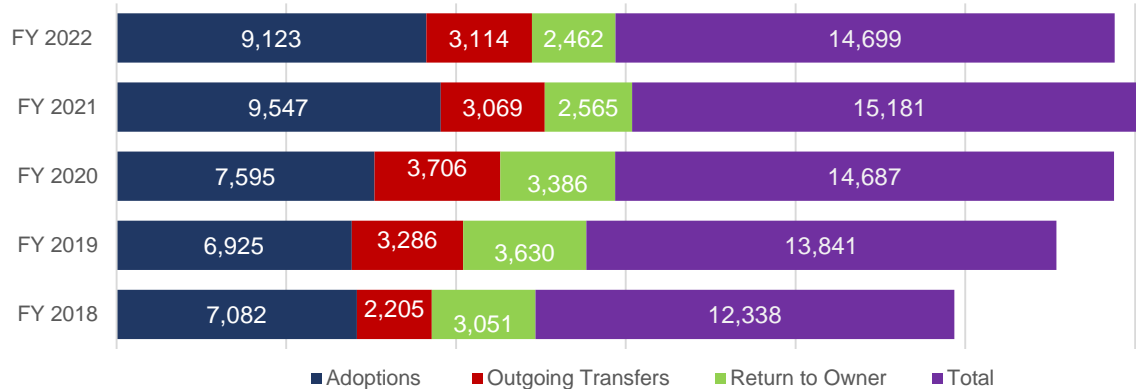
JUNE INTAKES



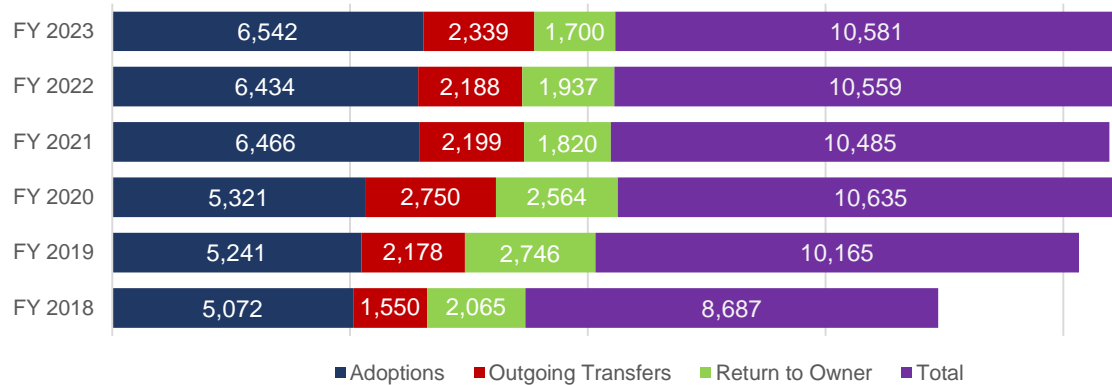
Outcomes

Animals leaving the shelter through adoptions, outgoing transfers (rescue organizations), and return to owner.

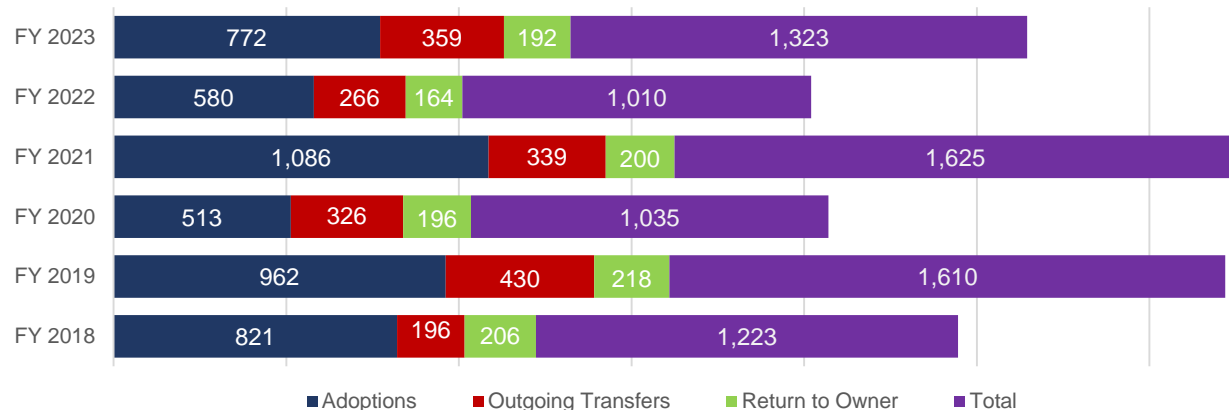
ANNUAL OUTCOMES COMPARISON



FISCAL YEAR TO DATE OUTCOMES



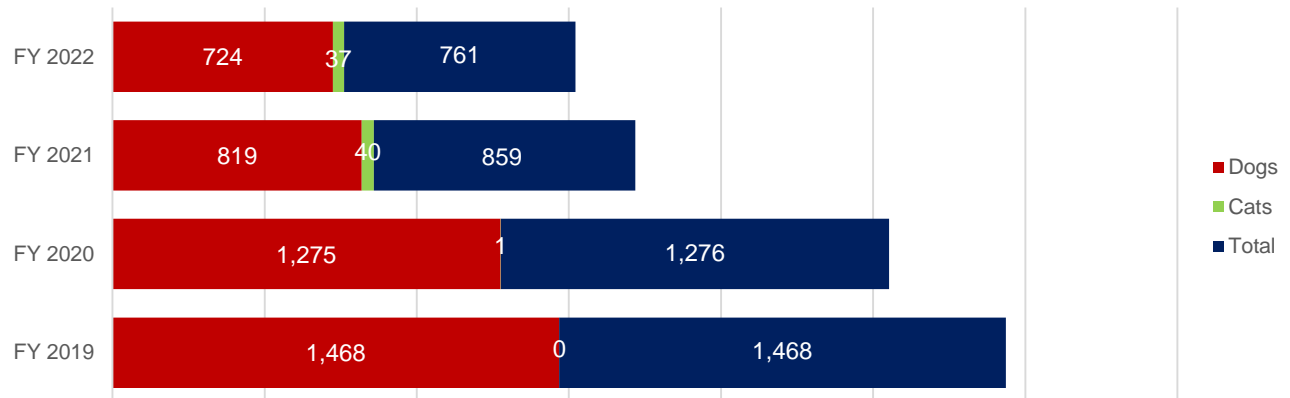
JUNE OUTCOMES



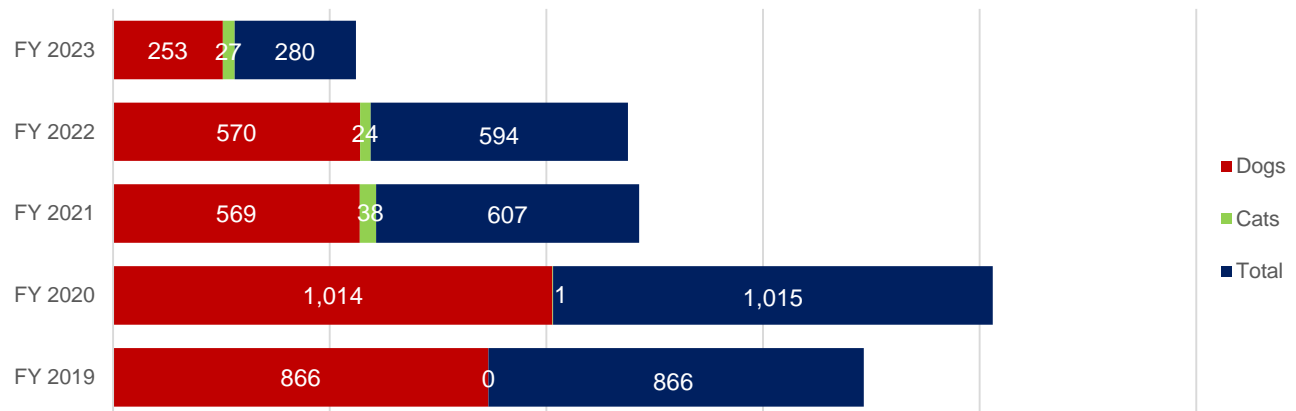
Transports

Fort Worth Animal Care & Control partners with several rescue groups and animal organizations, both local and nationally, to help find homes for shelter pets. In 2019, the shelter began coordinating the transport of animals to these partner organizations.

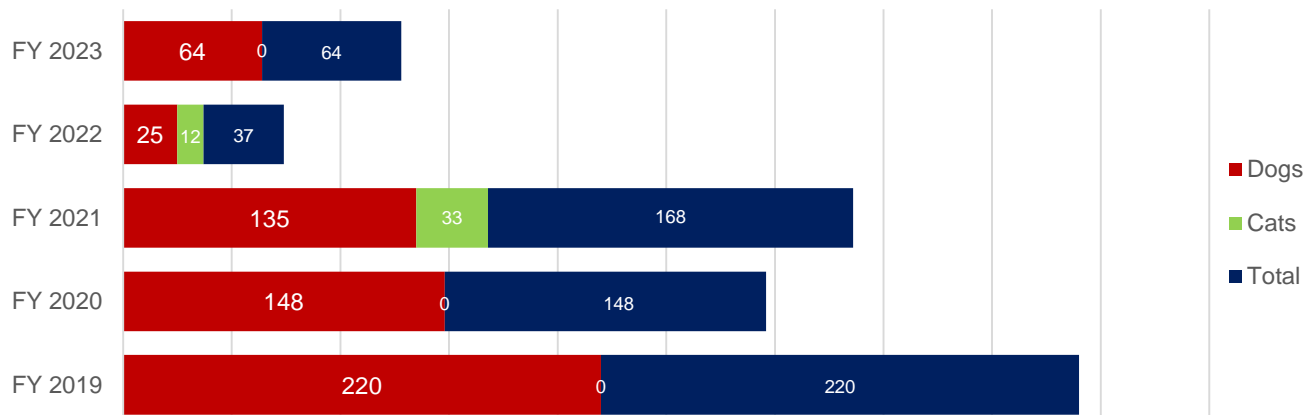
ANNUAL TRANSPORTS



FISCAL YEAR TO DATE TRANSPORTS

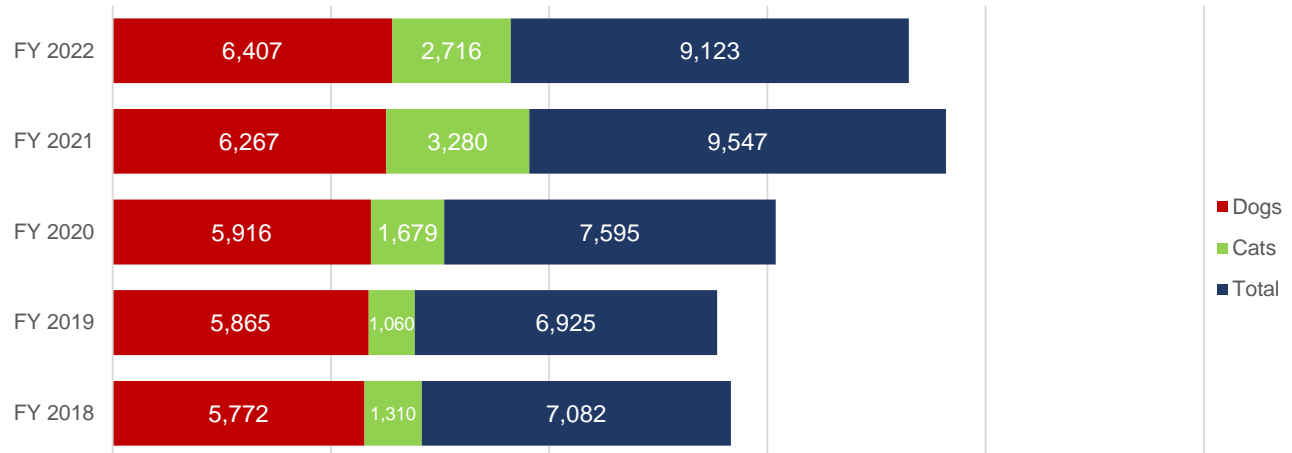


JUNE TRANSPORTS

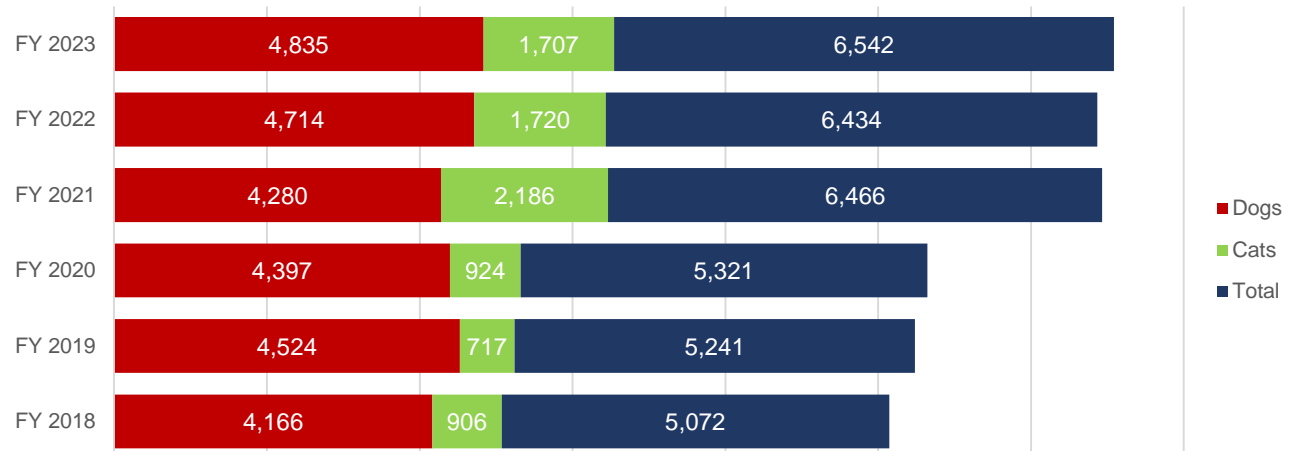


ANIMAL CARE & CONTROL

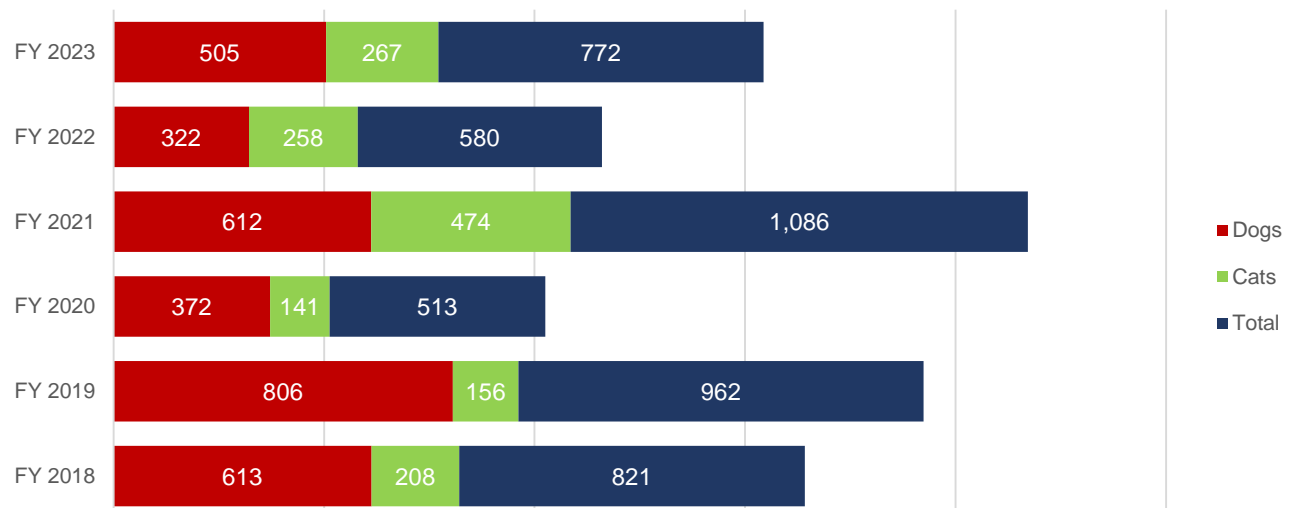
ANNUAL ADOPTIONS



FISCAL YEAR TO DATE ADOPTIONS



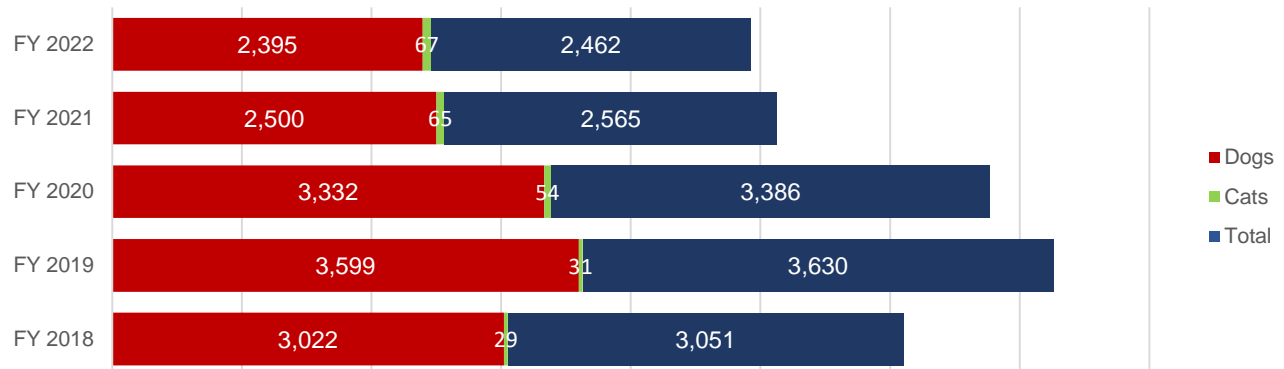
JUNE ADOPTIONS



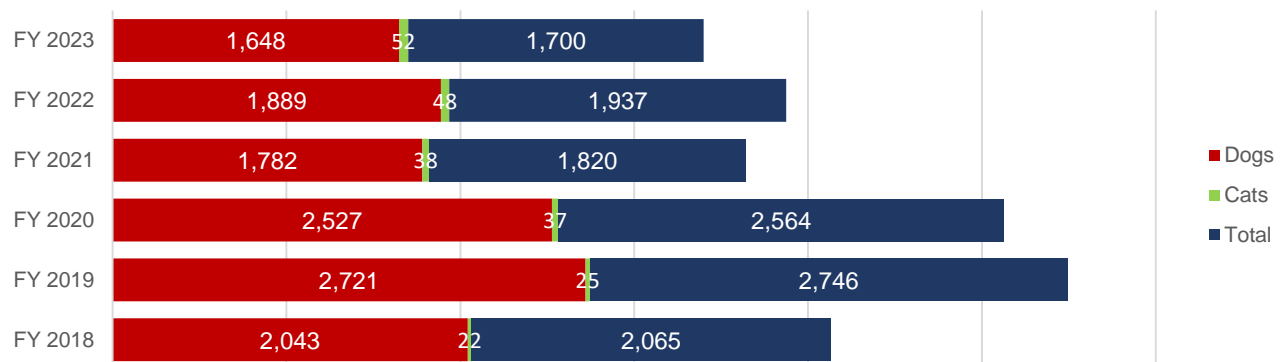
Return to Owner

A huge effort is made by animal control officers working within the neighborhoods to return stray/lost pets to their owners without impounding the pets at the shelter. Pets who wear collars with city license tags or pets who are microchipped have a higher rate of being returned to their owners.

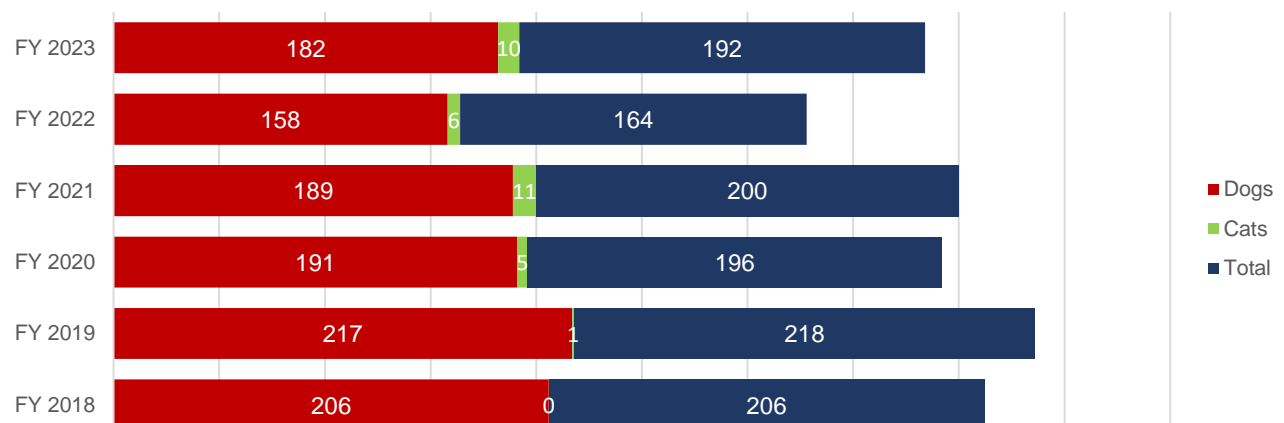
ANNUAL RETURNED TO OWNER



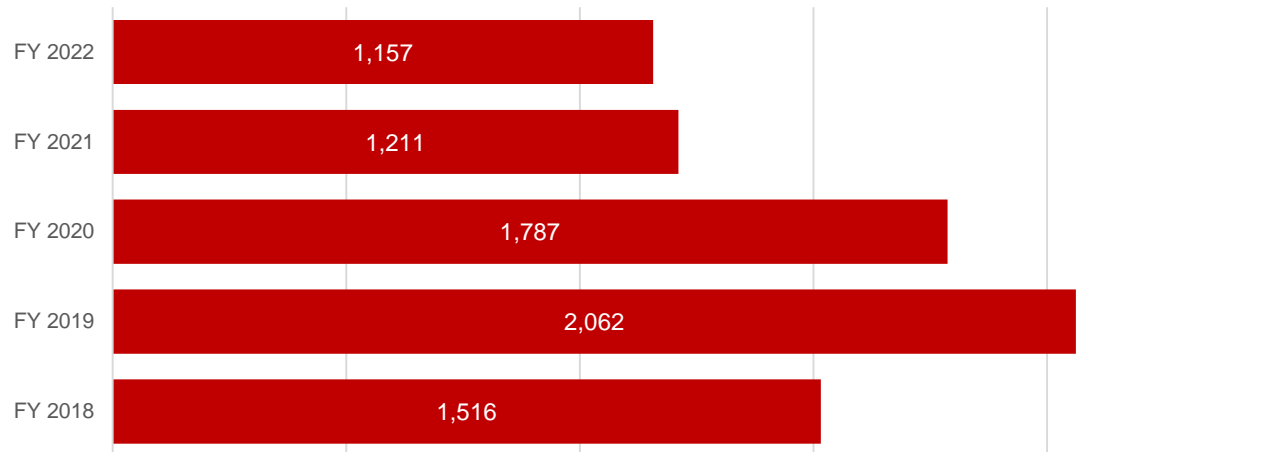
FISCAL YEAR TO DATE RETURNED TO OWNER



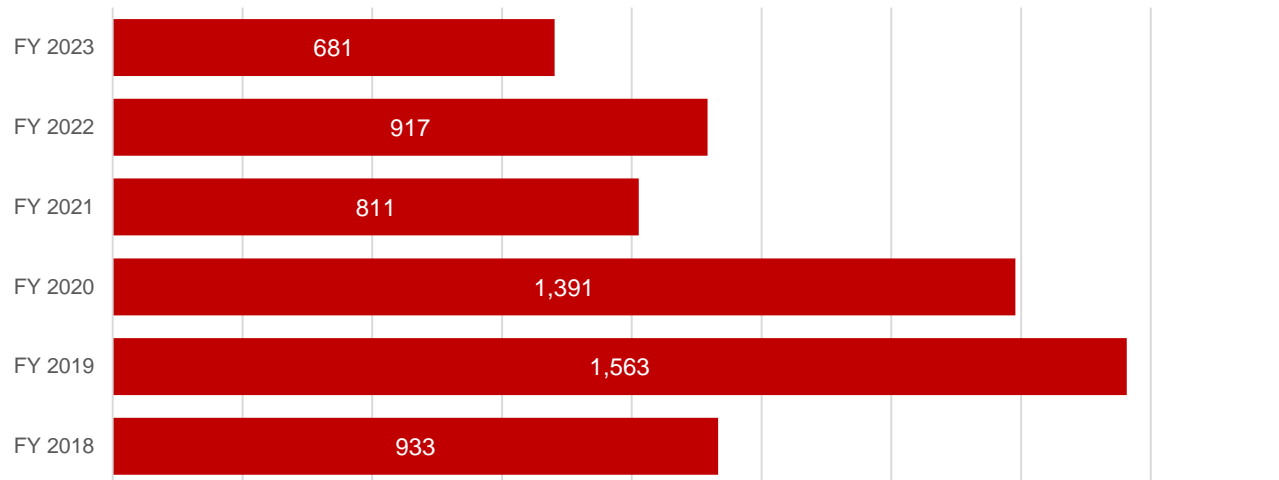
JUNE RETURNED TO OWNER



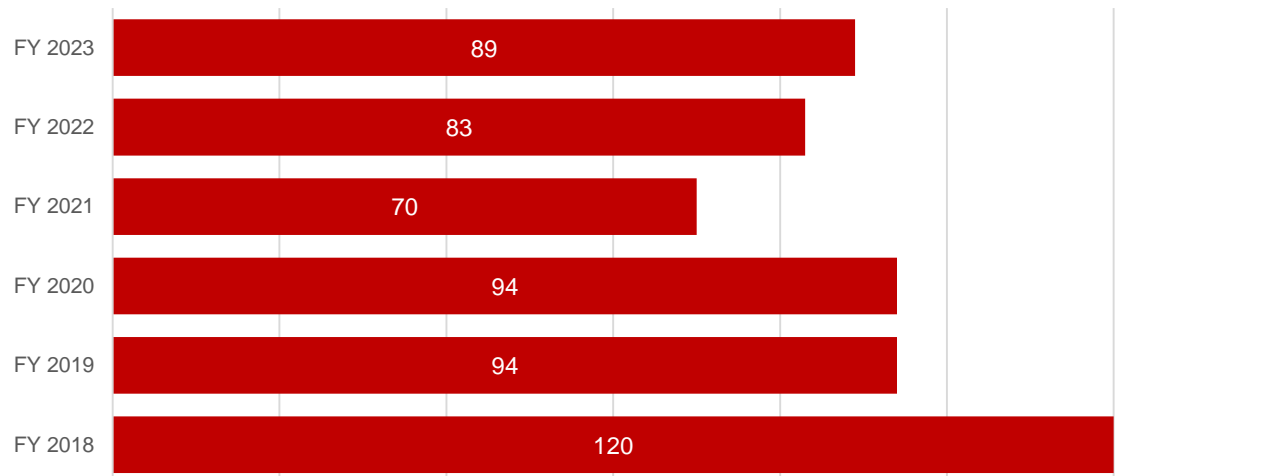
ANNUAL DOGS RETURNED TO OWNER IN FIELD



FISCAL YEAR TO DATE DOGS RETURNED TO OWNER IN FIELD

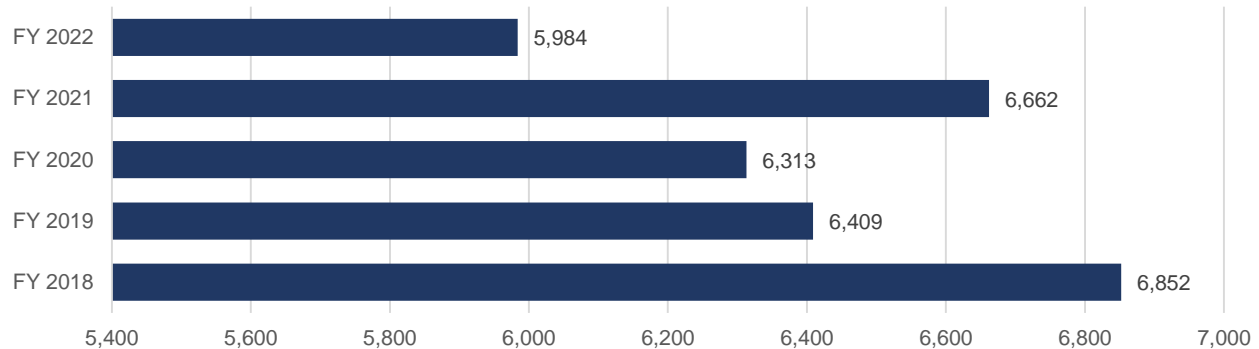


JUNE DOGS RETURNED TO OWNER IN FIELD

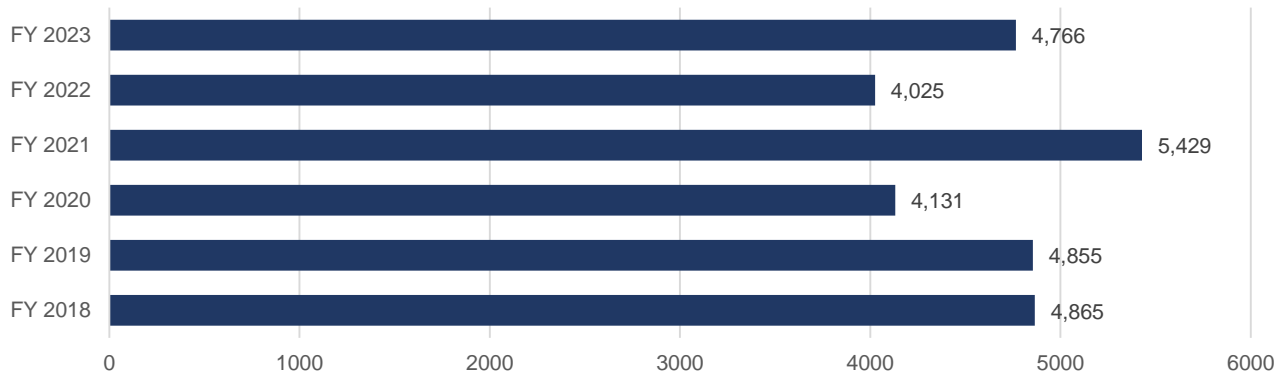


Annual Spay and Neuter Surgeries

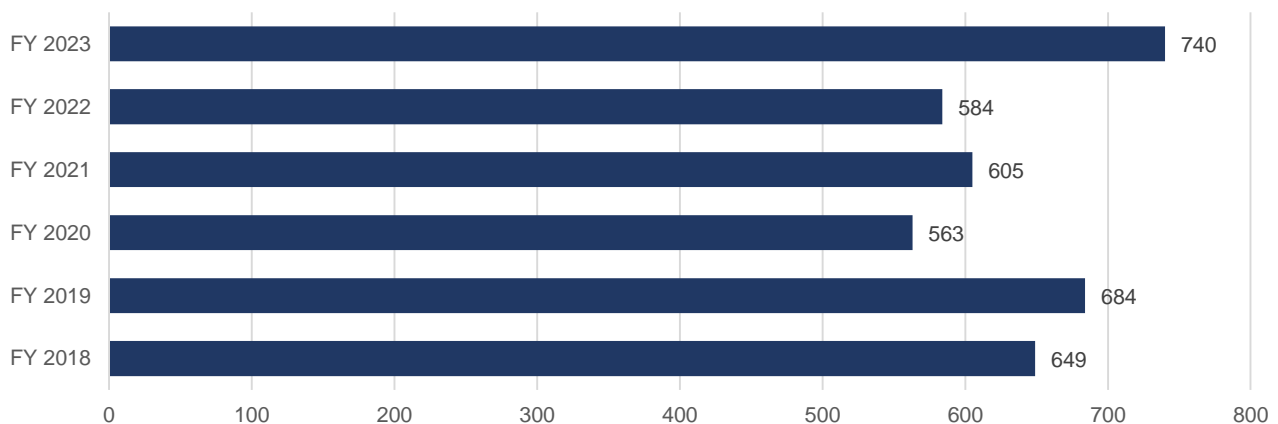
In order to reduce the stray pet population and to protect the public from safety issues that can occur because of unaltered stray animals, all pets that land in Fort Worth Animal Care & Control are spayed or neutered before they are adopted, rescued or returned to owners. This chart provides an overview of the dramatic intake of animals coming into the shelter and the mandatory spay/neuter surgeries. FY 2015 and part of FY 2016 Fort Worth conducted a pilot program of Return to Field for stray cats where the cats were trapped, spayed/neutered, and vaccinated and returned to trap location.



FISCAL YEAR TO DATE SPAY AND NEUTER



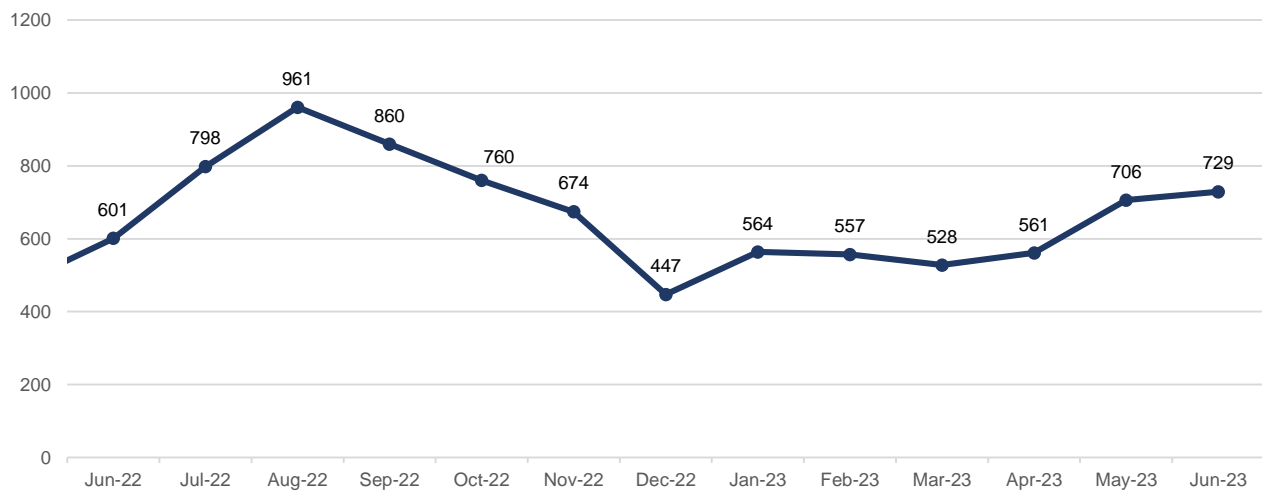
JUNE SPAY AND NEUTER



Foster Program

In 2015, Fort Worth Animal Care & Control created its first foster care program in answer to the growing number of animals entering the shelter. The program has expanded to include the Out & About program where residents can stop by, select a dog and take him/her out for the day. Our Slumber Parties allow residents to enjoy one of our shelter pets by keeping the dog overnight or the weekend. The dogs come back much more relaxed and we learn more about their personality from the foster family – all this helps the pets have a better chance of being adopted.

ANIMALS IN FOSTER CARE



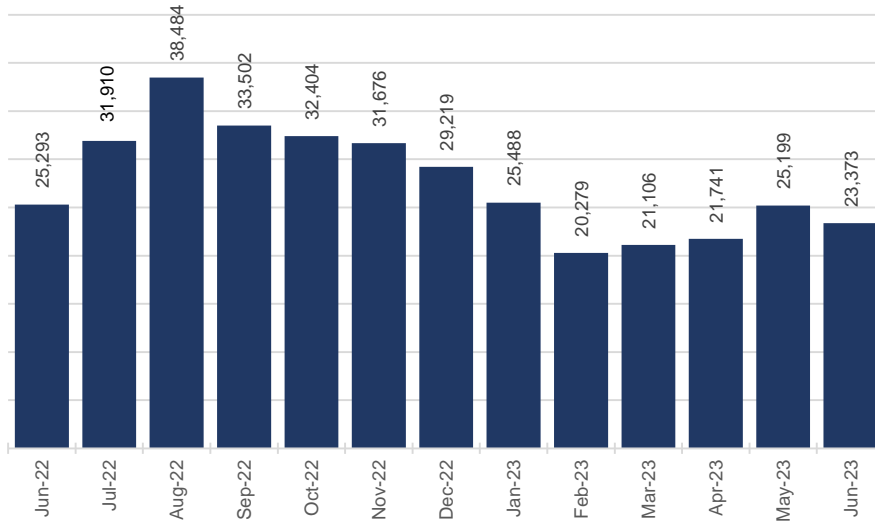
Note: Chart reflects calendar year data



Volunteer Program

A new volunteer program was established in 2014 to provide much needed assistance at the animal shelter, as well as its two PetSmart Adoption Centers. The program has steadily grown to include volunteers who regularly play with and socialize the pets, offer support to staff members, and assist with special adoption events, such as Clear the Shelters, Shelter Pets Rock and the PetSmart Charities National Adoption Weekends throughout the year.

VOLUNTEER HOURS

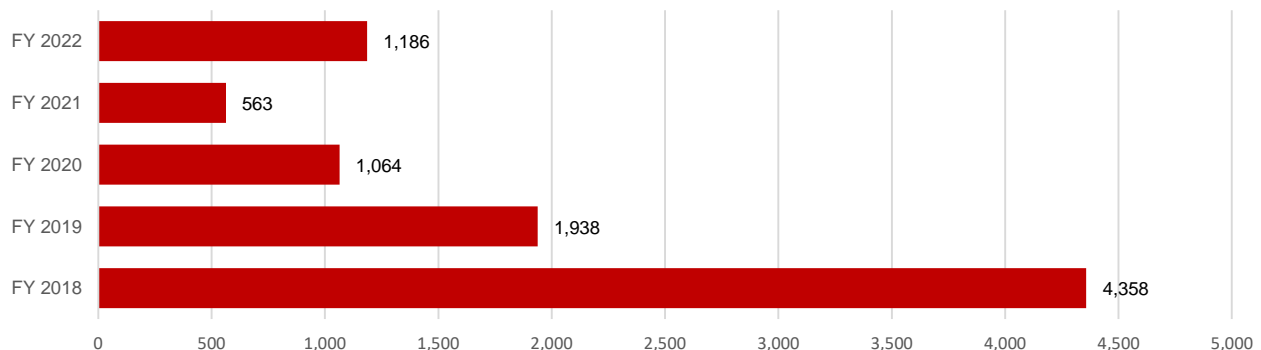


Enforcement and General Citations

Fort Worth Animal Care & Control provides enforcement of a number of state laws and city ordinances to protect the community at large.

ANNUAL CITATIONS ISSUED

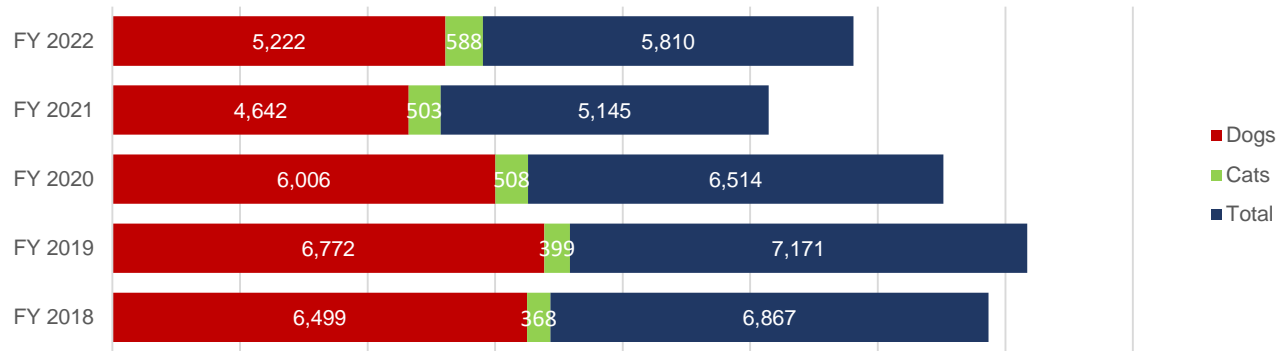
The number of citations issued depends on the number of stray animals reported in the City of Fort Worth. In 2015, FWACC implemented a new program of returning dogs to their owners in the field. This program, combined with the addition of a stray team program in 2014, resulted in a decrease in the number of citations written since its implementation.



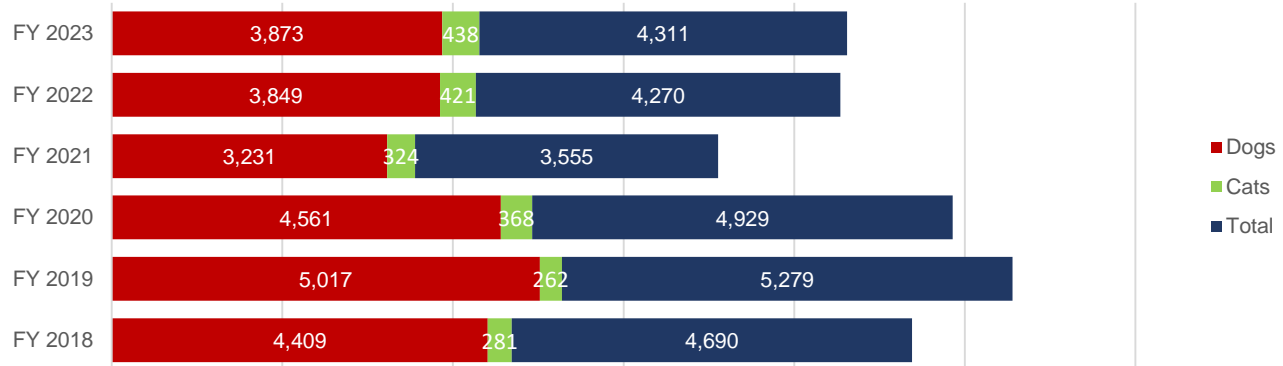
Stray Animal Capture

In 2014, Fort Worth Animal Care & Control furthered its efforts with a new focus on removing stray animals from the streets in our community and implemented the stray team program. The stray teams' singular focus is to capture stray animals within the city. There are currently two teams of three officers each. Their efforts, in conjunction with other animal control officers' efforts, have also included record-setting numbers of dogs returned to their owners in the field.

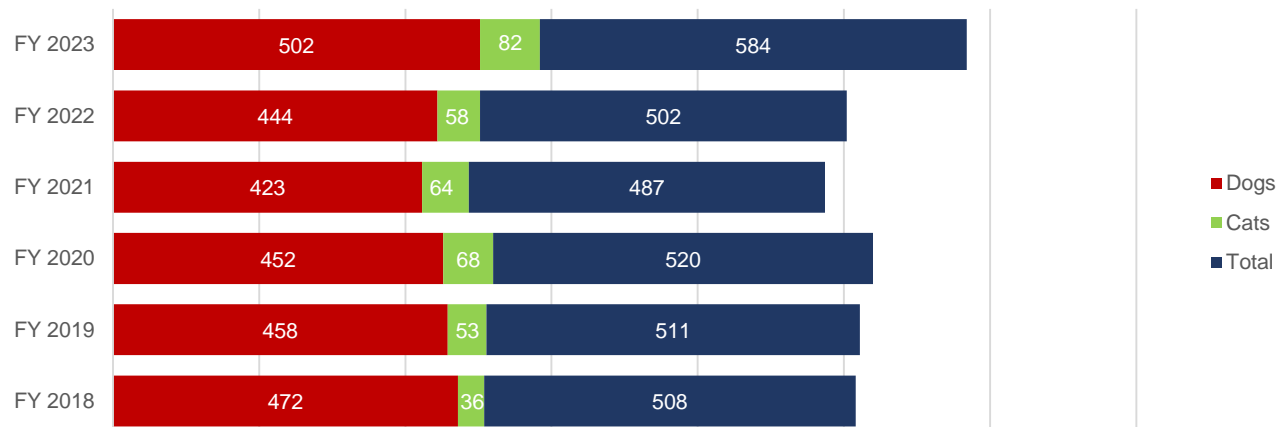
ANNUAL STRAY ANIMAL CAPTURE



FISCAL YEAR TO DATE STRAY ANIMAL CAPTURE



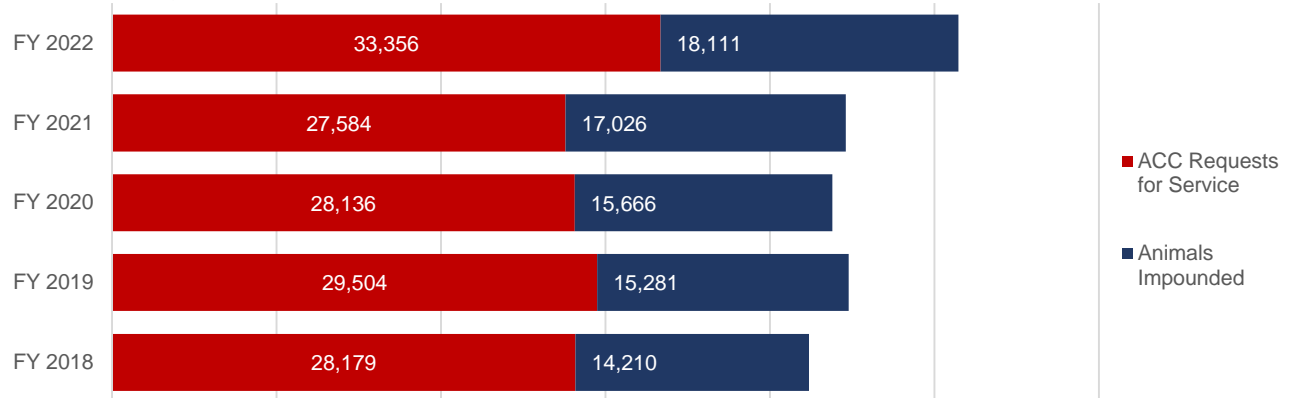
JUNE STRAY ANIMAL CAPTURE



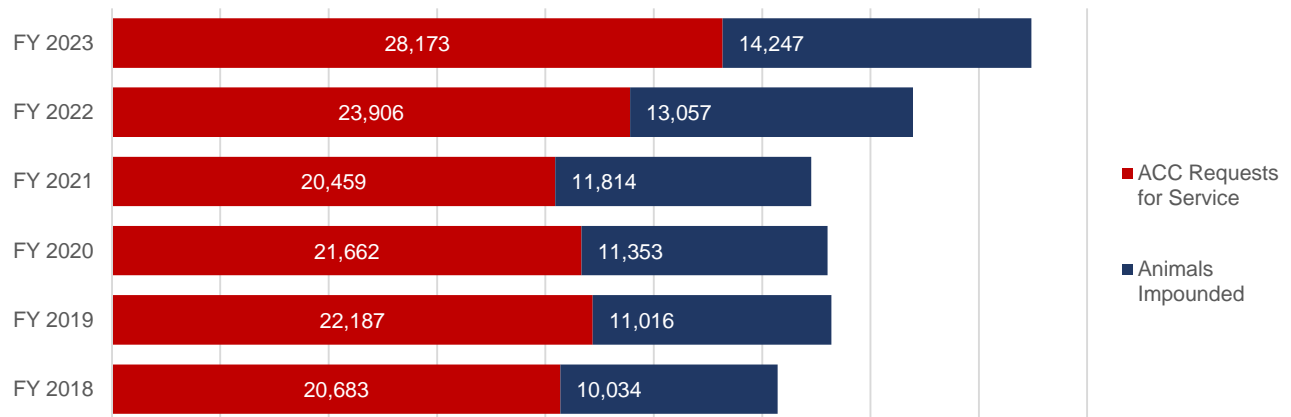
Requests for Service

Requests for service typically include all animal welfare issues, such as stray or injured animals, animals in danger, or wildlife and livestock issues.

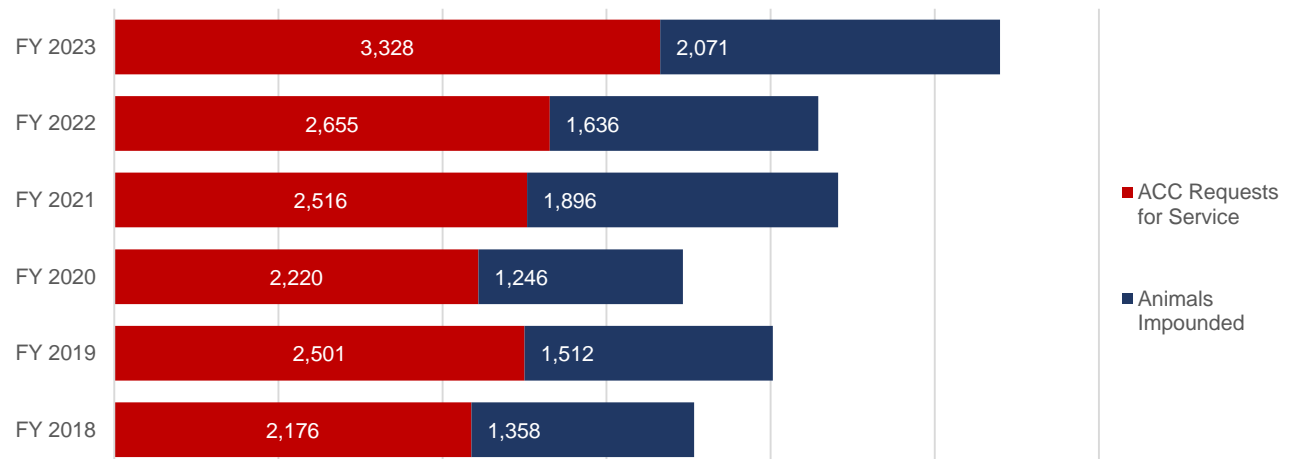
ANNUAL REQUESTS FOR SERVICE



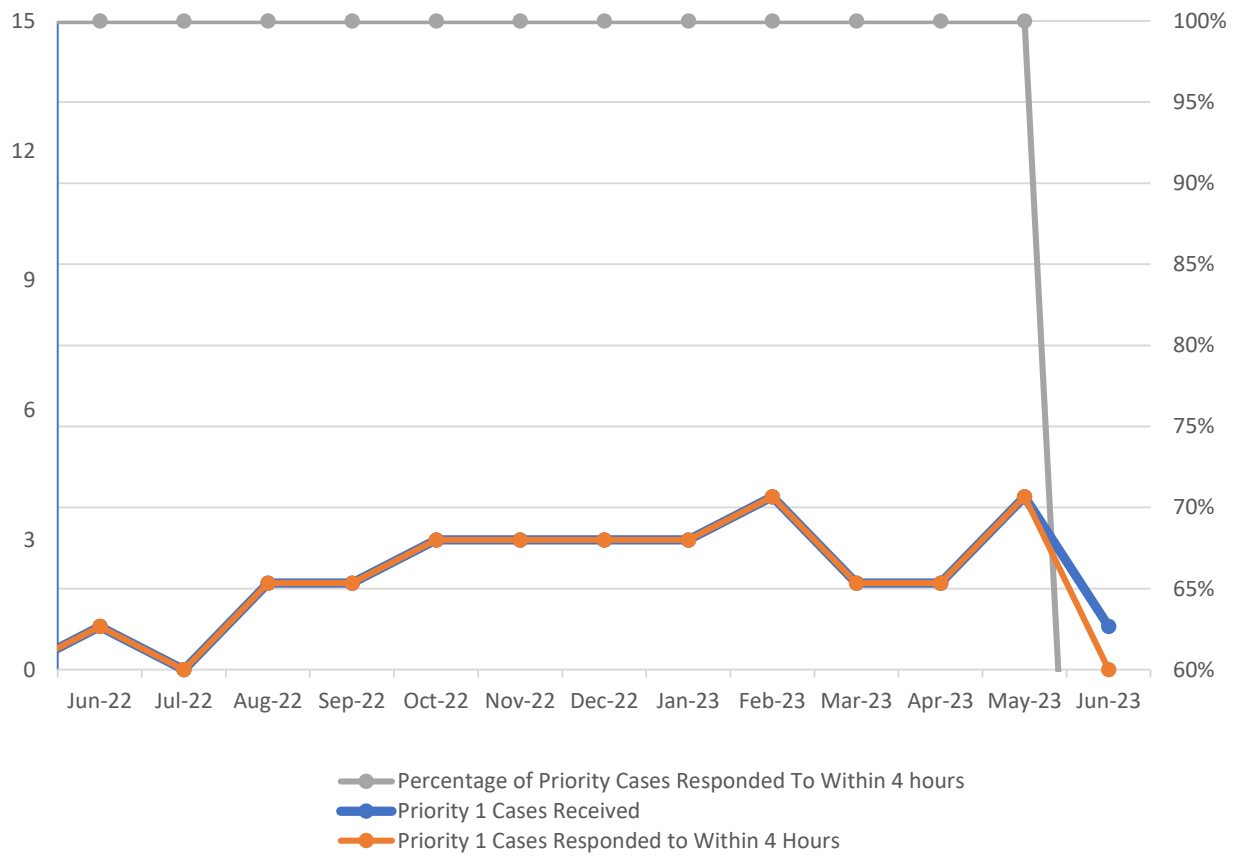
FISCAL YEAR TO DATE REQUESTS FOR SERVICE



JUNE REQUESTS FOR SERVICE



PRIORITY 1 CASES RESPONDED TO WITHIN 4 HOURS



Resources

DATA QUALITY & CONTROL

Joe Riney

817-392-7030

Joe.Riney@FortWorthTexas.gov

FOR ANIMAL QUESTIONS:

817-392-1234

ADOPT A PET

www.FortWorthTexas.gov/departments/code-compliance/animals/adoptable

www.Facebook.com/fortworthacc

REPORT AN ANIMAL ISSUE

CityOfFortWorth.wufoo.com/forms/animal-issue-report-form

FIND AN ADOPTION CENTER

FortWorthTexas.gov/animals

www.Facebook.com/fortworthacc

LICENSE YOUR PET

FortWorthTexas.gov/departments/code-compliance/animals/service/fees

DONATE TO FRIENDS OF HENRY AND SCOUT TO HELP SHELTER PETS


FortWorthTexas.gov/departments/code-compliance/animals/policy-initiative/animal-welfare

LOST AND FOUND PETS

FortWorthTexas.gov/animals/foundpets

CODE ENFORCEMENT

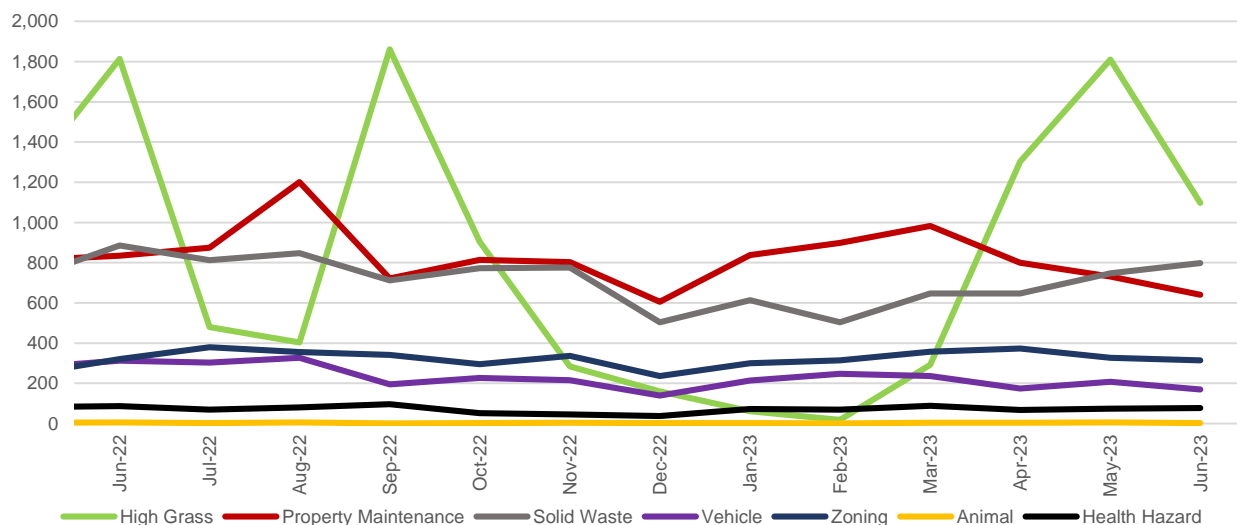
Code Enforcement has two divisions: the Neighborhood Investigations Division and the Building Standards Division. These divisions maintain Fort Worth's status as a clean, livable and attractive city.



Neighborhood Investigations Division

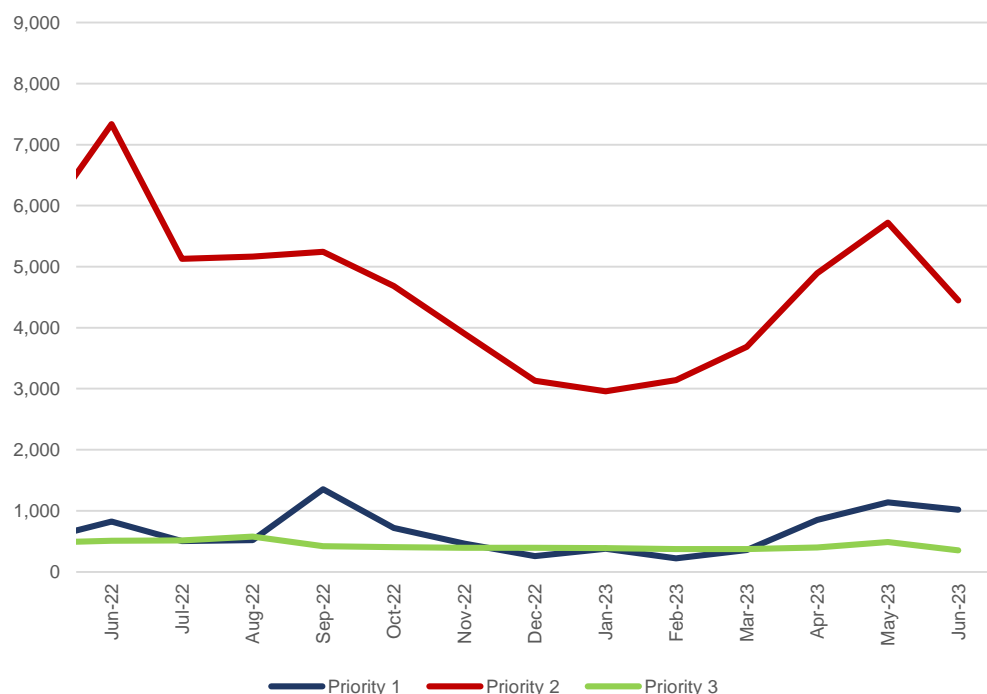
Neighborhood Investigations Division consists of the neighborhood Code Officers who investigate violations, such as high grass and weeds, open and vacant structures, junk vehicles, accumulation of debris, contaminated bulk waste, and zoning issues.

VIOLATIONS WORKED



VIOLATIONS BY PRIORITY

The Neighborhood Code Officers work violations based on priority.



Priority 1 violations are the most dangerous, such as sewage leaks, stagnant water, open/vacant structures, and grass more than 24 inches tall.

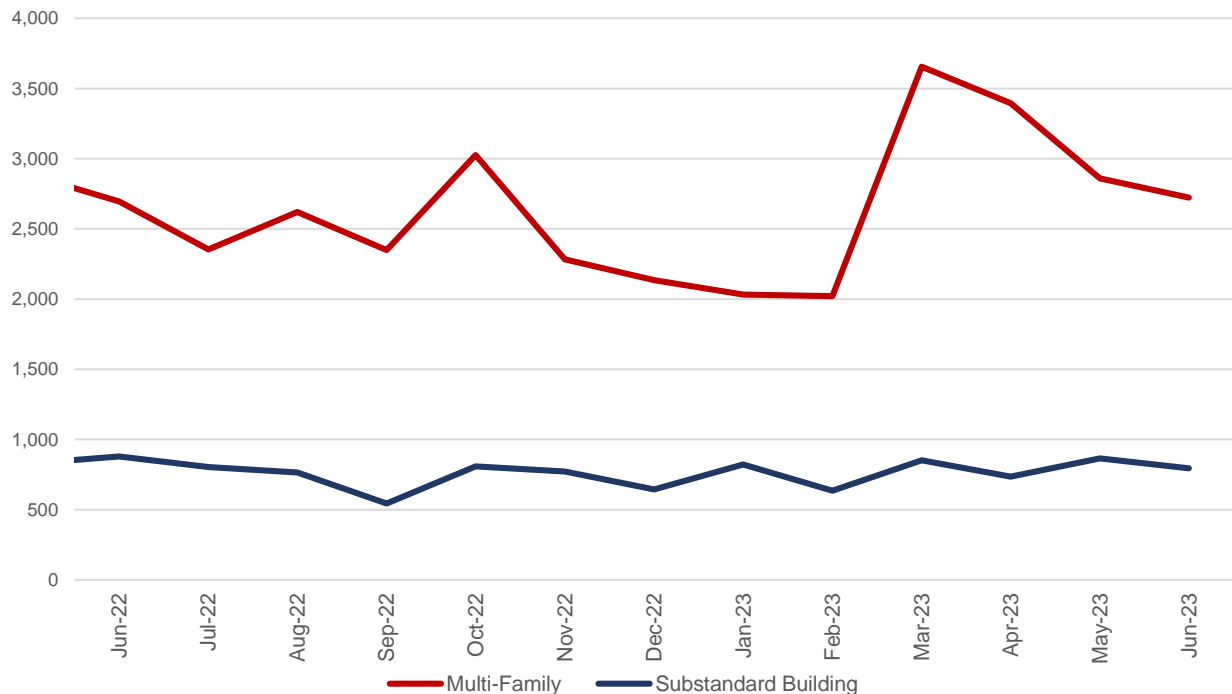
Priority 2 violations include accumulation of debris, bulk waste violations, junk vehicles, animal violations, and grass between 18 and 24 inches tall.

Priority 3 violations include garbage/recycling cart violations, garage sales and grass between 12 and 18 inches tall.

Building Standards Division

The Building Standards Division consists of the Substandard Buildings Section and the Multi-Family Registration and Inspection Program. The substandard building Code Officers inspect residential and commercial structures while the multi-family Code Officers focus on apartment complexes and properties with three or more units.

VIOLATIONS WORKED



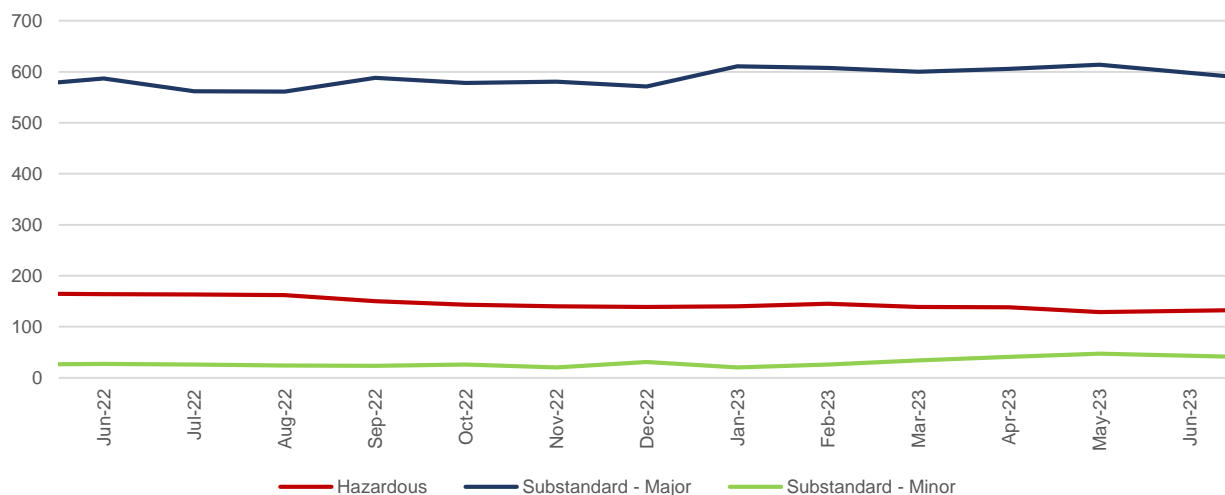
A substandard structure is any building that does not meet the standards or specifications established in the building, plumbing, electrical, and mechanical codes that may endanger the life, health, and safety of residents.

Substandard Structures

A substandard structure is any building that does not meet the standards or specifications established in the building, plumbing, electrical, and mechanical codes and endangers the life, health, and safety of the public.

SUBSTANDARD STRUCTURE CASES BY CATEGORY

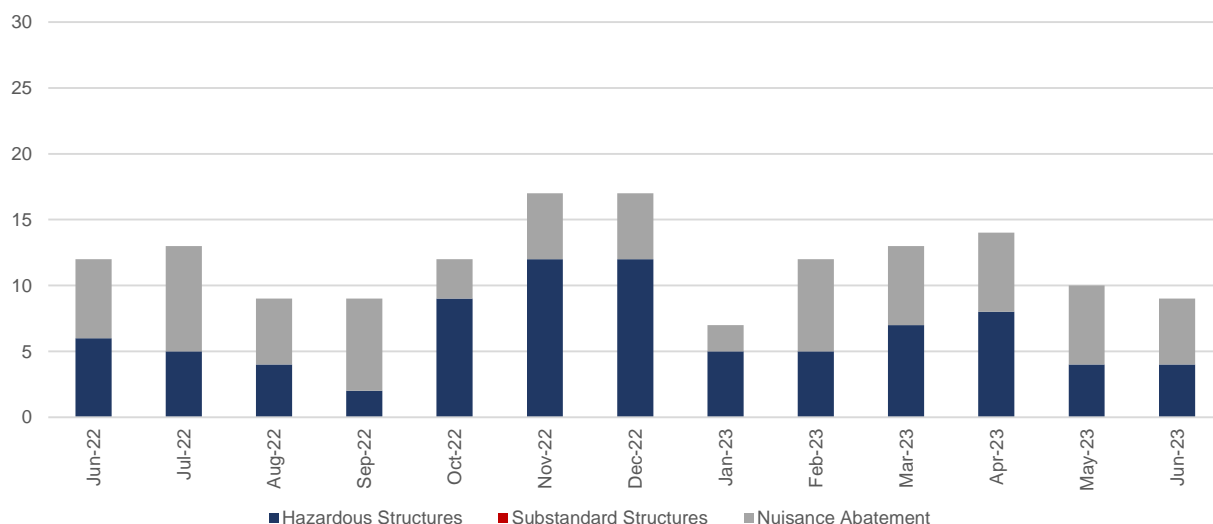
Structures are prioritized based on three categories. Hazardous structures are the most dangerous and need to be repaired or demolished as soon as possible.



BUILDING STANDARDS COMMISSION ORDERS BY CATEGORY

When property owners fail to repair or demolish substandard structures, the property may be taken before the Building Standards Commission. This Commission has the authority to order an owner to comply with all applicable laws and ordinances, including repair or demolition of a structure, and to order a property owner to remove or abate a nuisance.

The Commission does not meet in June or during inclement weather.



Open and Vacant Structure Violations

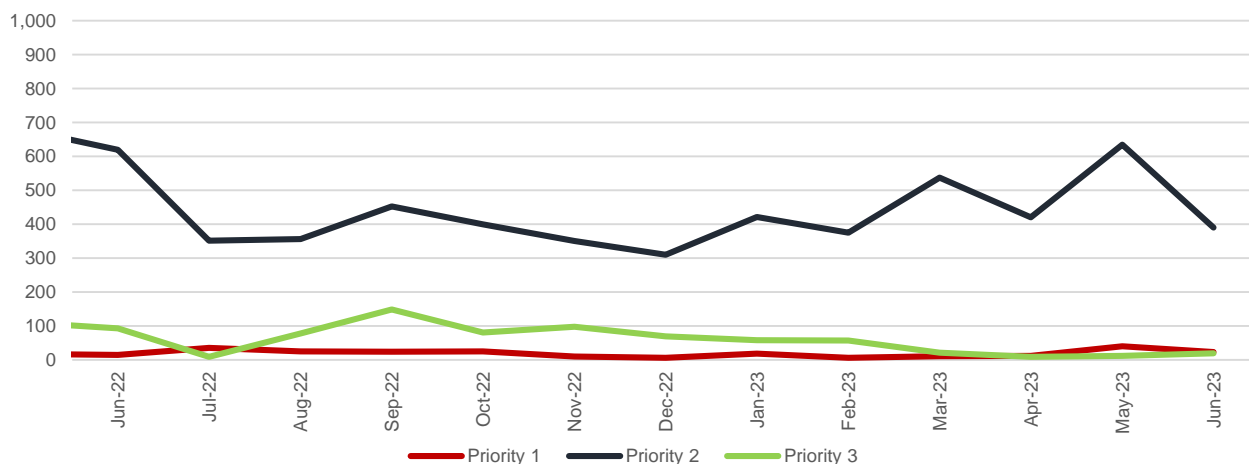
When abandoned structures remain open and unsecured, they provide opportunities for illegal activities, such as prostitution and drug sales. Sometimes vagrants gain access and burn structures down while trying to stay warm in winter months. Abandoned structures also can deteriorate, becoming eyesores, and contributing to urban blight.



Code Enforcement Safe Neighborhood Initiatives

A Safe Neighborhood Initiative is a concentrated educational effort to remove blight and improve a neighborhood by encouraging cooperation and increasing neighborhood pride. Code Officers go door-to-door educating residents about code violations. Residents are given an opportunity to abate any existing violations identified during the discussion. If not abated within a given time frame, property owners and residents are issued notices of violation. If necessary, enforcement action is taken.

VIOLATIONS BY PRIORITY



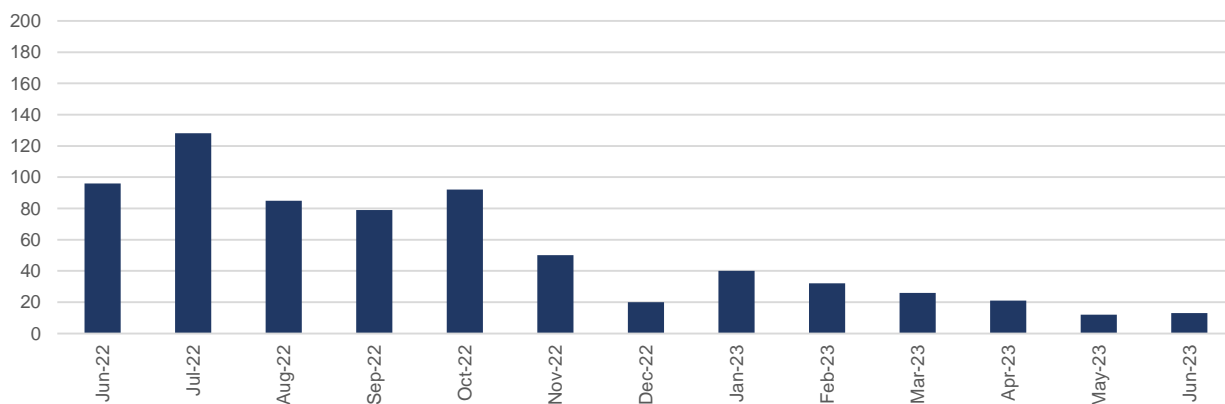
Fort Worth Code Rangers

The Fort Worth Code Rangers is a voluntary program that seeks to promote healthy neighborhoods through community empowerment and action by establishing and maintaining a strong relationship between citizen organizations and the Code Compliance Department.

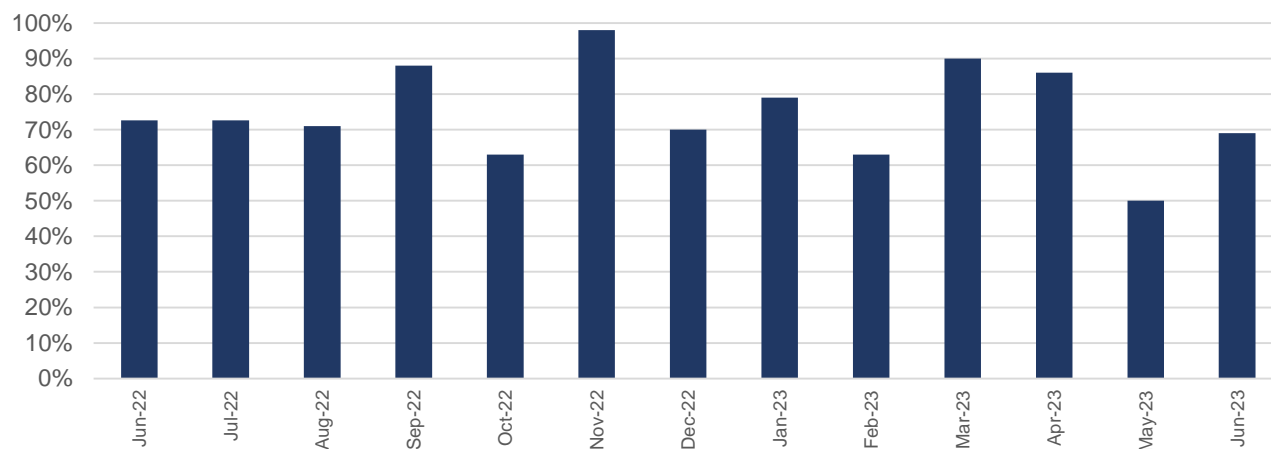
Trained Code Rangers provide reports of suspected code violations. The city then sends courtesy letters to property owners and residents regarding possible code violations in an effort to improve the appearance and safety of the neighborhood. The goals of the program are to:

- Encourage residents and property owners to maintain their homes and yards in order to preserve property values and discourage crime.
- Allow Code Officers the opportunity to devote more time to chronic, dangerous, or complicated issues affecting the neighborhood.
- Create a greater sense of community in each neighborhood by encouraging cooperation and increasing neighborhood pride.
- Make Fort Worth a cleaner, safer, and more attractive place for all residents.

VIOLATIONS IDENTIFIED BY CODE RANGERS



CODE RANGER-IDENTIFIED VIOLATIONS ABATED



MyFW App



Fort Worth residents and visitors have a quick and easy way to report issues to the city with the My Fort Worth app.

After downloading the app, users can provide a brief description, photos and use a map-based location feature to submit issues like graffiti, potholes or high grass. Once submitted, the request will go directly to the appropriate city work team for a quick response. The user can view the status of the request in the app and receive a notification when the work is complete.

Service requests for Code Compliance, Human Resources, Park & Recreation and Transportation & Public Works are all currently available on the app.

MyFW also saves time and money by automating many employee tasks. It saves gas and eliminates travel by enabling city staff to instantly upload reports and photo documentation from the worksite. Employees can initiate work orders from their office or in the field. The app interfaces with many existing workflow systems, making responses to residents more efficient and accurate.

Download MyFW app on the App Store or Google Play. To learn more about the features available on the app visit the [Customer Care webpage - Go Mobile!](#)



Resources

NEIGHBORHOOD INVESTIGATIONS DATA QUALITY AND CONTROL

Anthony Hiller

817-392-6981

Tony.Hiller@fortworthtexas.gov

BUILDING STANDARDS DATA QUALITY AND CONTROL

Oscar Reyes

817-392-2215

Oscar.Reyes@FortWorthTexas.gov

FOR CODE ENFORCEMENT

817-392-1234

SUBMIT A COMPLAINT

FortWorthTexas.gov/codecompliance

CHECK COMPLAINT STATUS

FortWorthTexas.gov/codecompliance

FIND YOUR CODE OFFICER

FortWorthTexas.gov/codecompliance

ONE ADDRESS

From trash day to permits to crime around your home, find it by entering your address at

OneAddress.FortWorthTexas.gov

CODE RANGERS PROGRAM

FortWorthTexas.gov/departments/code-compliance/events/code-rangers

CONSUMER HEALTH

Consumer Health staff members provide health inspections, complaint investigations and education. Major tasks include enforcing the city's community health ordinances at permitted facilities; ensuring public safety by coordinating mosquito surveillance and prevention activities; as well as enforcing the game room ordinance.



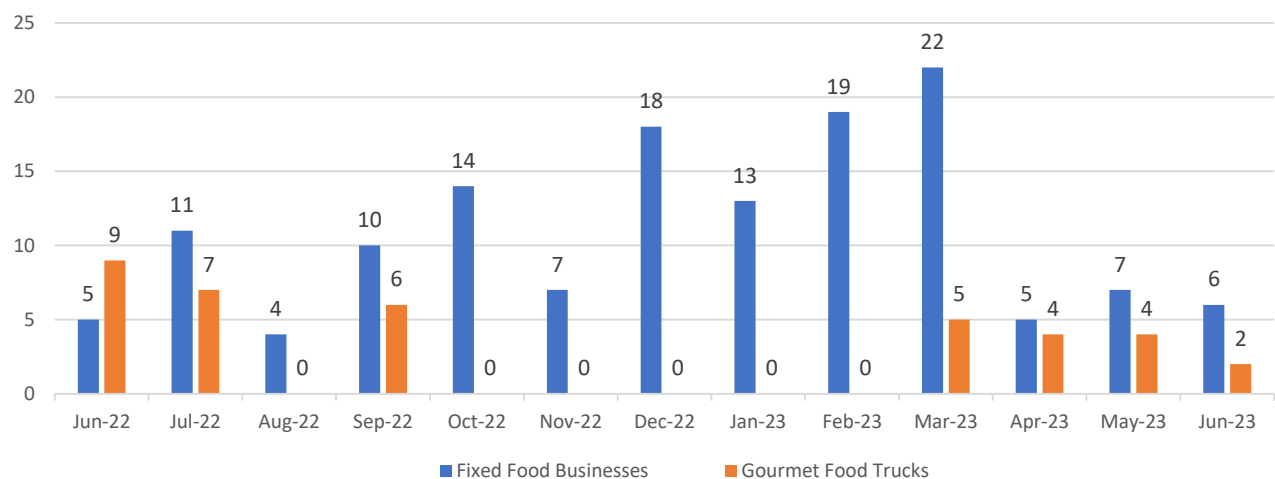
Permit Suspensions Due to Imminent Health Hazards

Addressing imminent health hazards that could cause harm to the public or employees, is a necessary part of a health inspector's job. When floods, fires or electrical outages occur, it can damage the business and the ability to operate safely. Health inspectors are charged with ensuring that safety remains a top priority, no matter the emergency. Consumer Health suspends the health permit, denying the business permission to operate if the operator can no longer safely provide services. The following are examples of why businesses need to close.

- Flood, fires, electrical and water outages.
- Unsanitary conditions or pest control issues.
- Inadequate hot water or refrigeration for food service

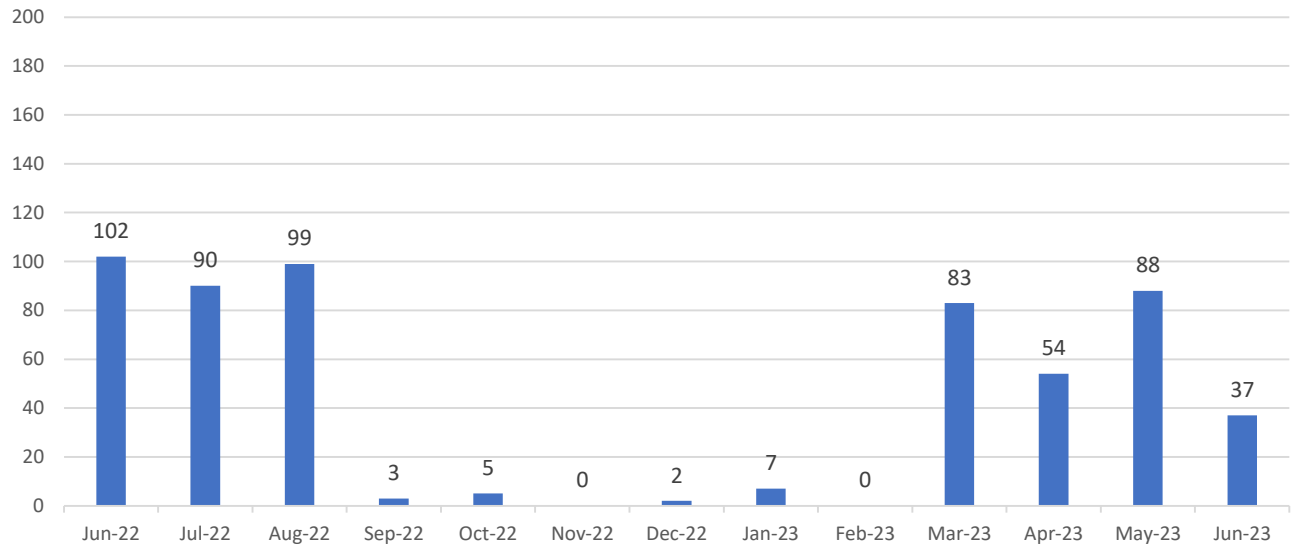
Each operator is informed of the reason their permit is suspended, and the health inspector works with the business to expedite reopening, even if that means visiting the business at 2 a.m. If the emergency has been resolved, it is our goal to get them operating as soon as possible.

FIXED FOOD BUSINESS/GOURMET FOOD TRUCK PERMIT SUSPENSION



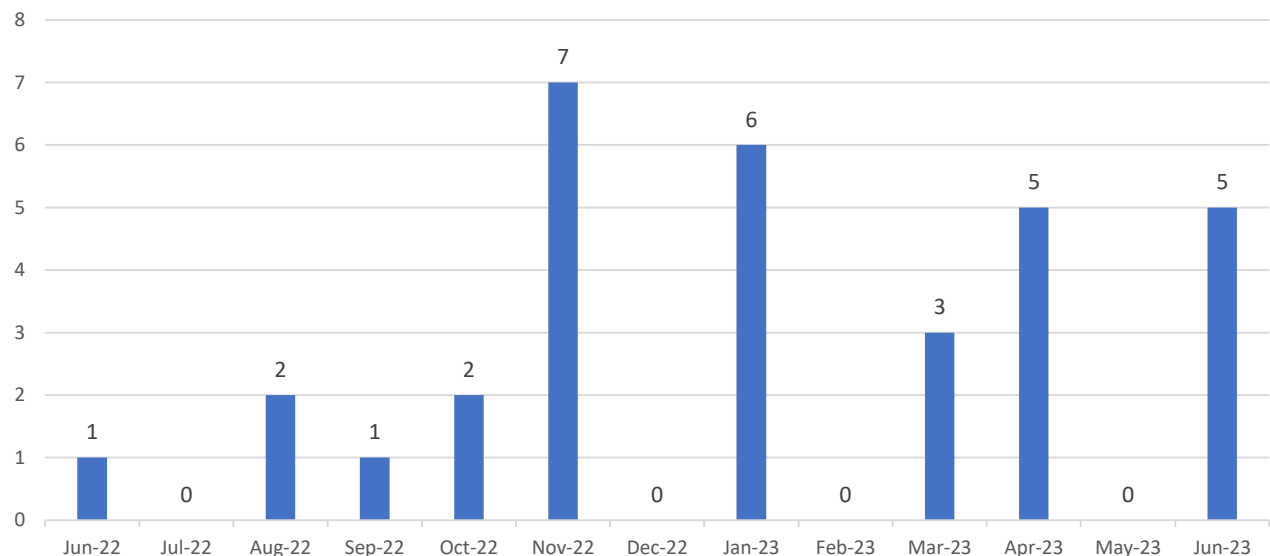
Public Swimming Pool Permit Suspension

Public pools and spas are inspected annually during the spring and summer. Drowning and injury are more common when pools are not properly maintained and the lifesaving equipment is not easily available. Health inspectors work diligently to ensure that all public pools such as apartments, hotels, homeowner's associations and fitness clubs always provide a safe swimming environment for their users.



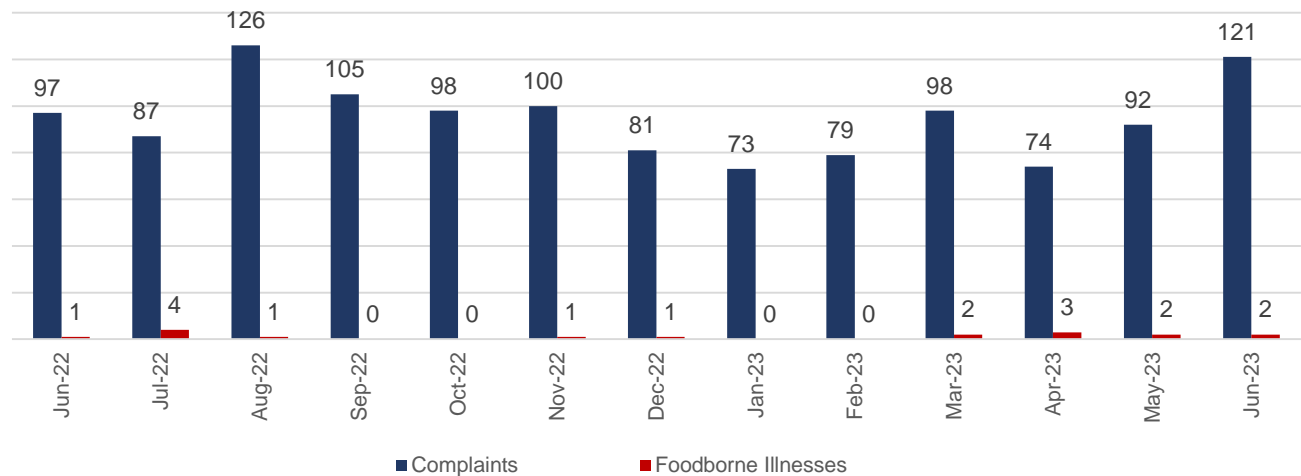
Hotel/Motel Rooms Permit Suspension

Consumer Health works to ensure that all rooms available for guests are safe and sanitary. When conducting inspections of these rooms, health inspectors will close the room if there are violations such as bed bugs, broken plumbing, or problems with the fire alarm in addition to a lack of cleanliness.



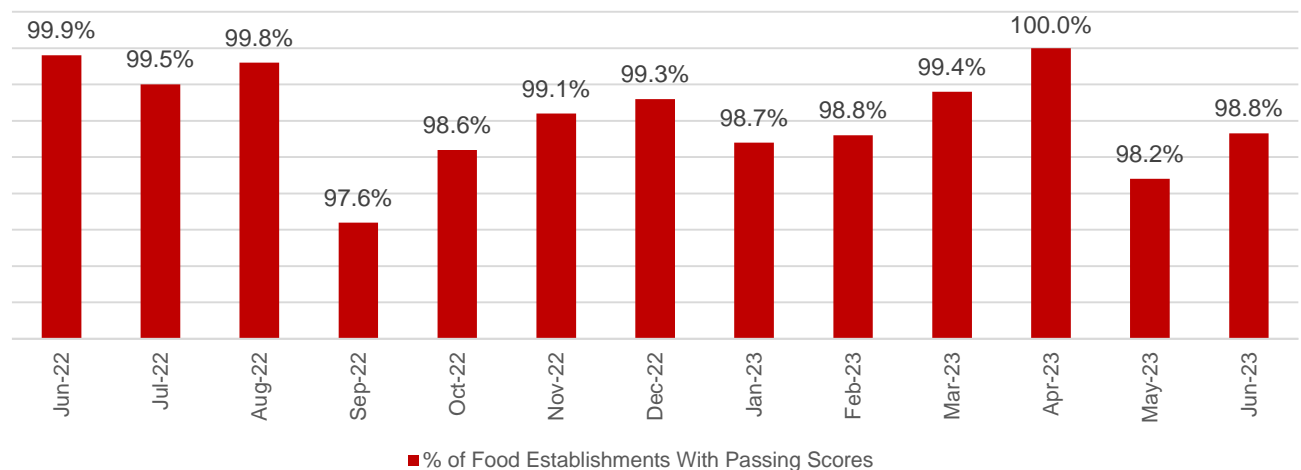
Food Complaints and Foodborne Illness

Preventing foodborne illness is a top priority in Consumer Health. Officers investigate each report of foodborne illness received from Tarrant County Public Health within 24 hours in order to stop the possible spread of illness. Consumer Health also addresses citizen complaints about food establishments' operations that could lead to foodborne illness. These complaints are more common and are addressed based on the complaint's risk of illness. Consumer Health maintains a record of investigating 95% of complaints within 72 hours.



Percentage of Passed Inspections

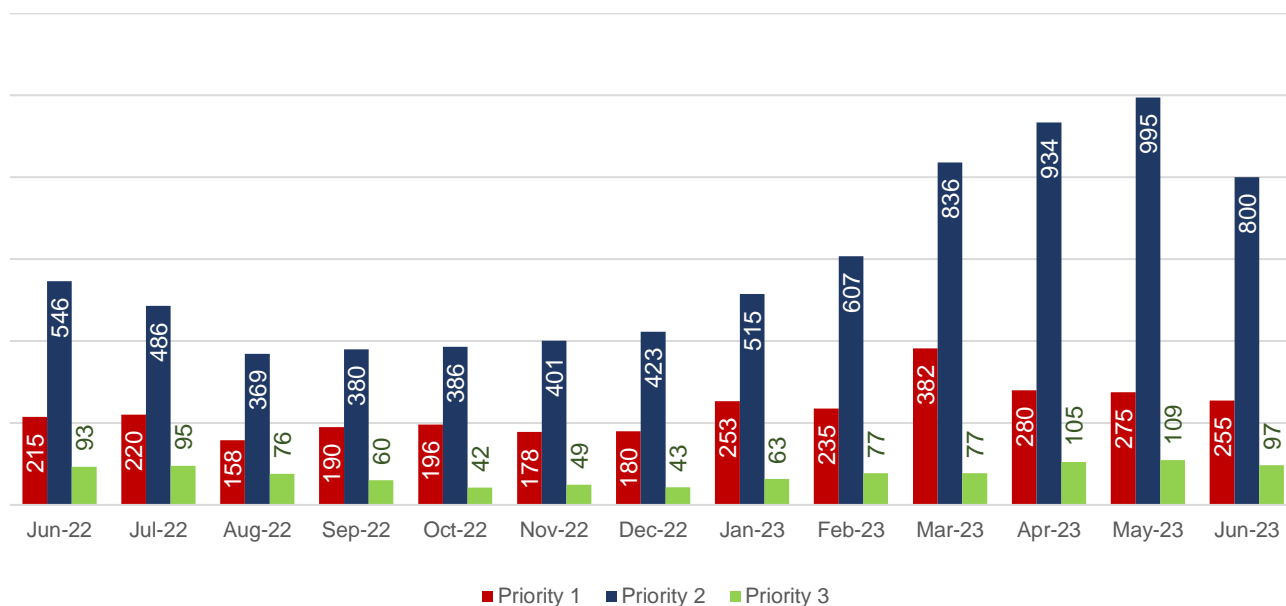
The Consumer Health Division conducts more than 6,000 inspections annually in food establishments. This includes restaurants, childcare kitchens and grocery stores. It also includes the corner stores, bars and gourmet food trucks that have become popular in Fort Worth. Health inspectors work with business owners to ensure food safety. Businesses that compromise food safety are given demerits during the inspection. This chart shows the percent of businesses that earn less than 30 demerits and “pass” their health inspection. Businesses that earn more demerits are subject to being closed and are not allowed to reopen until the serve food safely to our citizens.



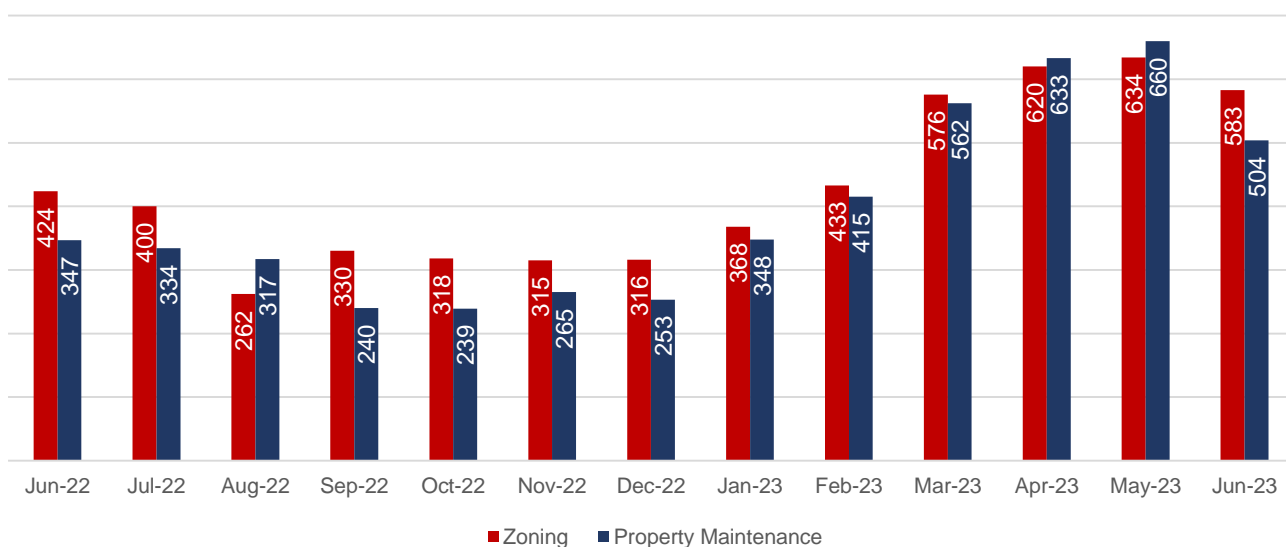
Commercial Compliance

The Consumer Health Commercial Compliance team is tasked with ensuring businesses throughout the City of Fort Worth are following the zoning ordinances and being good neighbors to the surrounding residents. The senior Code Compliance staff members assigned to this team address violations with the businesses. Notices of these violations are routinely received from citizens and neighborhood associations as we interact within the city. Additionally, the team regularly monitors the commercial corridors of the city to ensure that Fort Worth looks its best. The team focuses on bringing long-term compliance where businesses are either violating their zoning permissions or not maintaining their business property adequately.

COMMERCIAL ENFORCEMENT VIOLATIONS WORKED BY PRIORITY

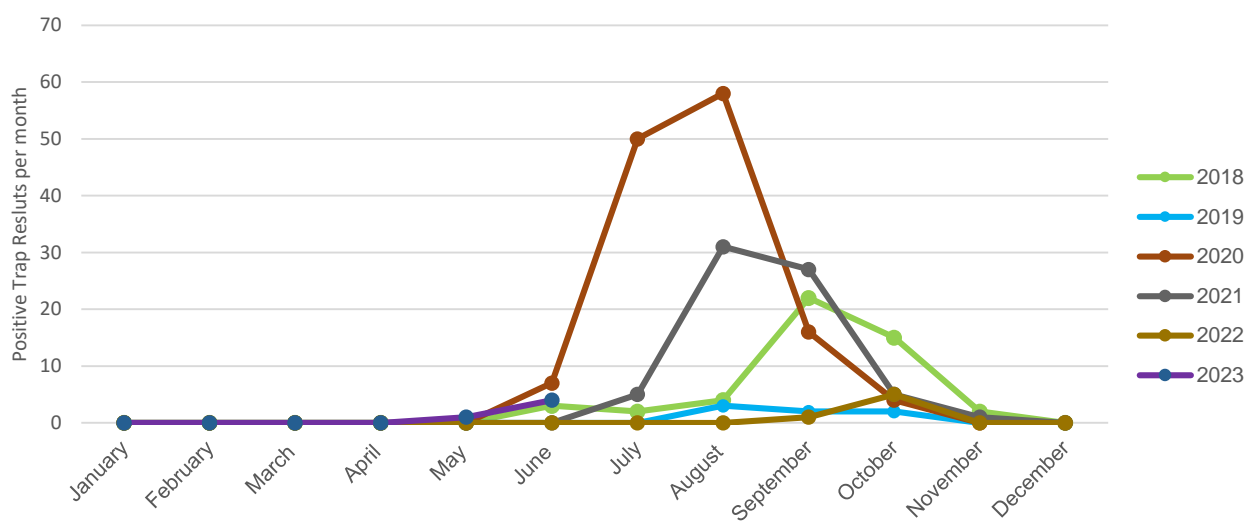


ZONING AND PROPERTY MAINTENANCE VIOLATIONS



West Nile Virus Activity in Mosquitoes

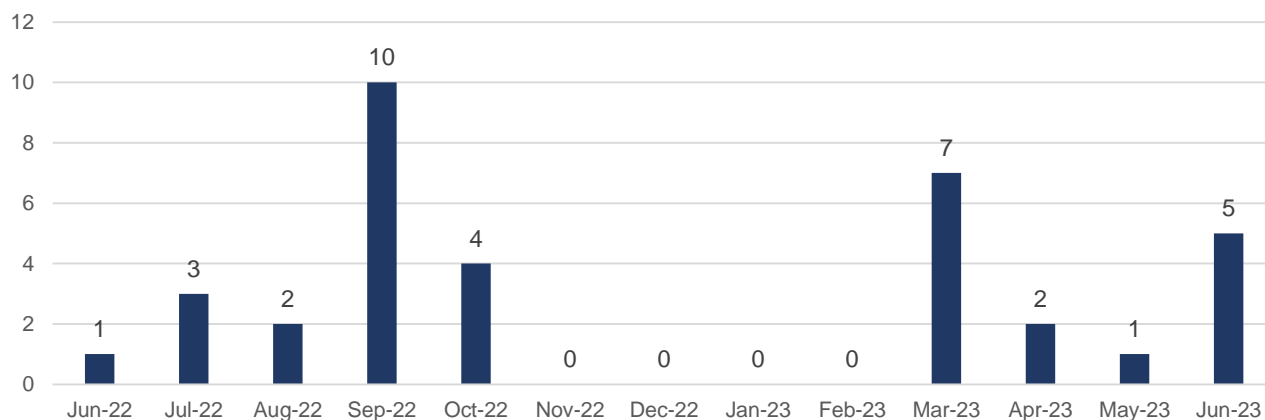
Mosquito diseases are spread to humans through their bites. The Consumer Health Division collects samples of mosquitoes from May to October to test them for West Nile Virus. We use this data to target our prevention and education efforts to prevent the spread of those diseases to citizens that are at the highest risk locations. After 2012, when the West Nile Virus illness became a risk in the North Texas area, we partnered with the University of North Texas Health Science Center to have a cost-effective surveillance program that measures the risk of illness to prevent it. Our targeted education and mosquito spraying program is initiated based on our findings each week during the mosquito season. The chart below shows mosquitoes that tested positive for West Nile Virus each month.



Reported Citizen Concerns: Mosquito Investigations

Citizen concerns about mosquitoes are typically investigated within 24 hours. Consumer Health staff members educate residents about mosquito prevention and treat any stagnant water they find to prevent mosquito growth.

MONTHLY MOSQUITO COMPLAINTS INVESTIGATED



Resources

DATA QUALITY AND CONTROL

Leticia Cordero

817-392-6973

Leticia.Cordero@FortWorthTexas.gov

FOR CONSUMER HEALTH

817-392-1234

www.fortworthtexas.gov/departments/code-compliance/consumer-health

PROTECT YOURSELF FROM MOSQUITOES

www.fortworthtexas.gov/mosquitoes

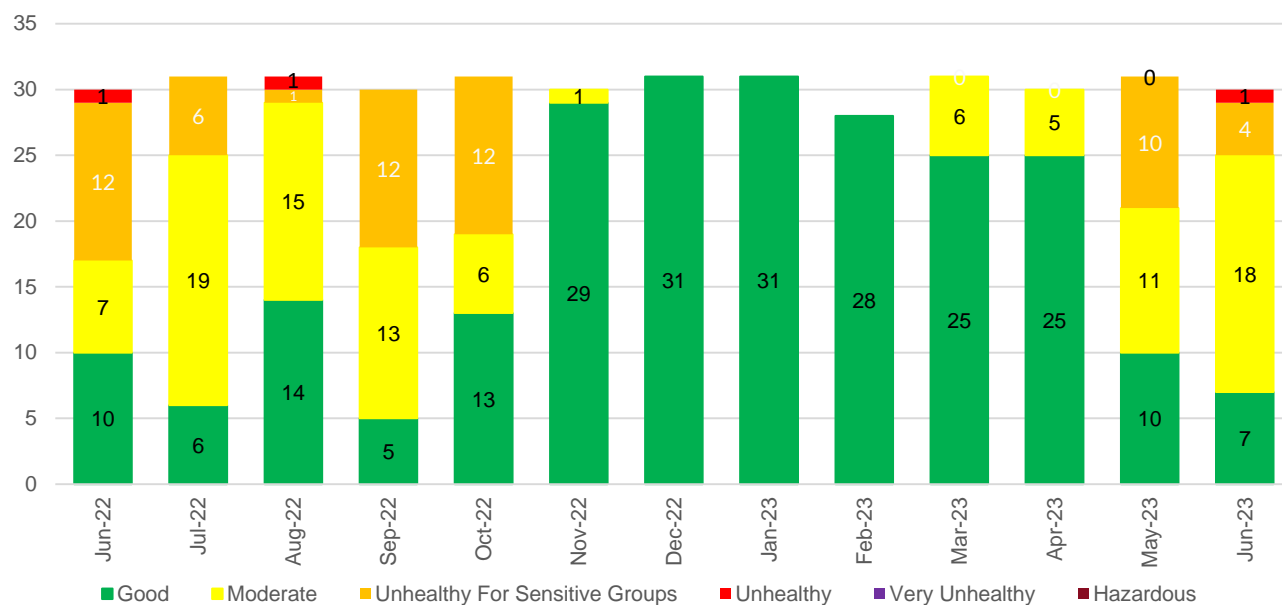
ENVIRONMENTAL QUALITY

The Environmental Quality Division ensures compliance with federal, state and local environmental regulations to promote a clean and healthy environment. Staff members monitor ambient air and local water quality, investigate concerns of environmental contamination, ensure environmental permit compliance and provide safe household and city-generated hazardous waste disposal. Staff members also engage in the Brownfields Program to encourage revitalization of economically distressed areas. These programs support economic development in Fort Worth through the integration of environmental assessment, remediation and education. Additionally, staff members provide management strategies and policy oversight for litter management.



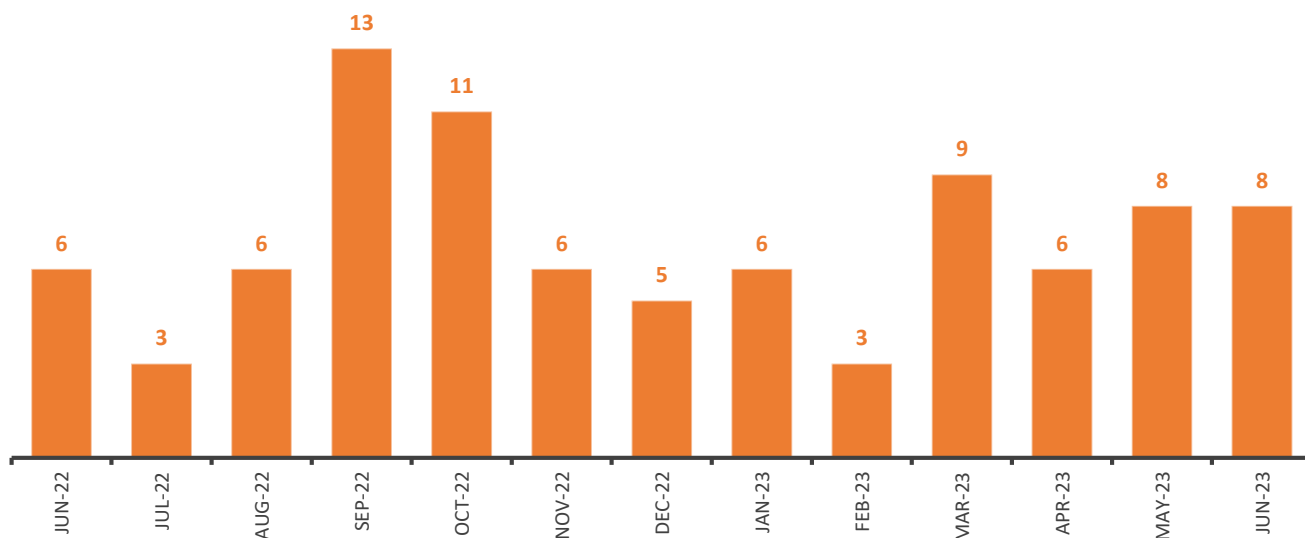
Air Quality Index

In June 2023, 7 of 30 days were reported as ‘green’ or ‘good’ air quality days (the best score available for the AQI). With June’s increasing temperatures and sunny days, City of Fort Worth begin to see an increase in ozone formation and AQI.



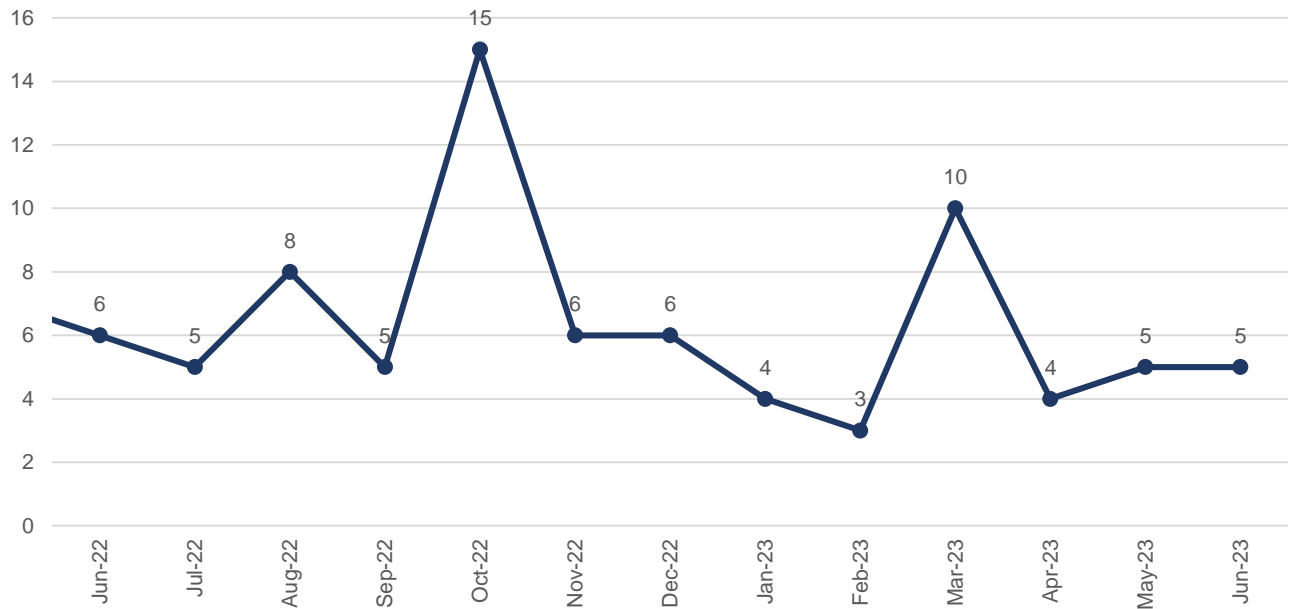
Air Quality Complaints Investigated

In June 2023, the Air Quality Team received seven air complaints. The current number of complaints for this month was greater than average compared to the last 12 months. This is consistent with the warning weather patterns that the City experience in the month of June.



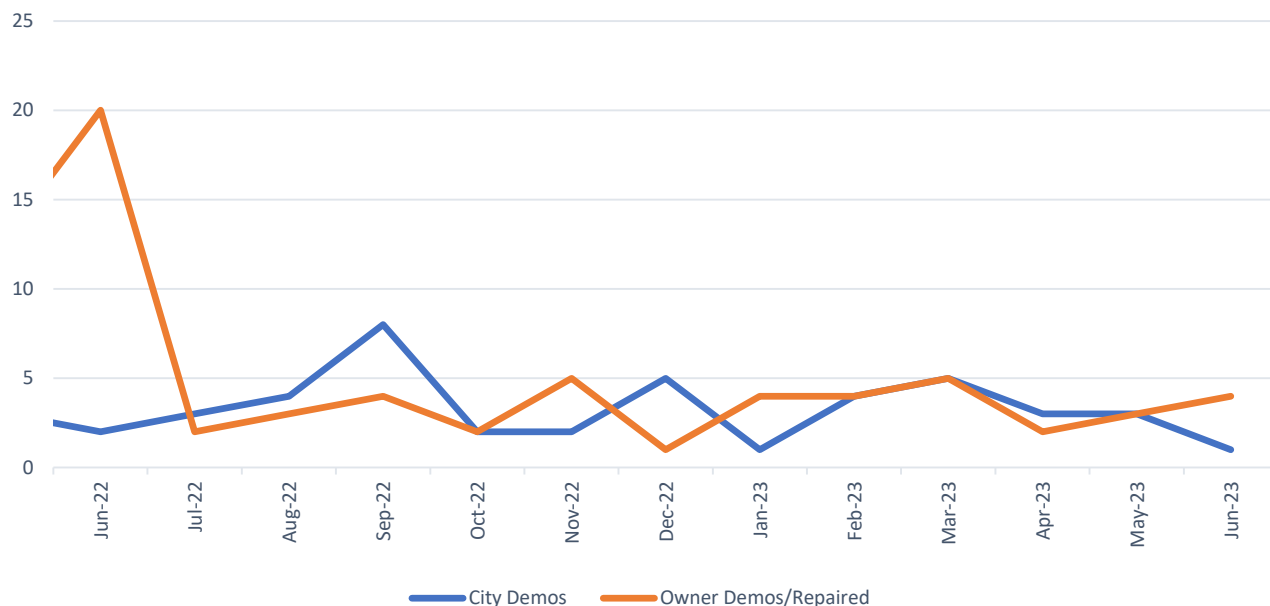
Hazardous Material Spill Response

In June 2023, a total of five spills or notifications of abandoned waste were investigated. For the past 12 months, an average of six spills were investigated per month. Staff continues to respond to all hazardous material spills, 24 hours per day/7 days a week/365 days per year.



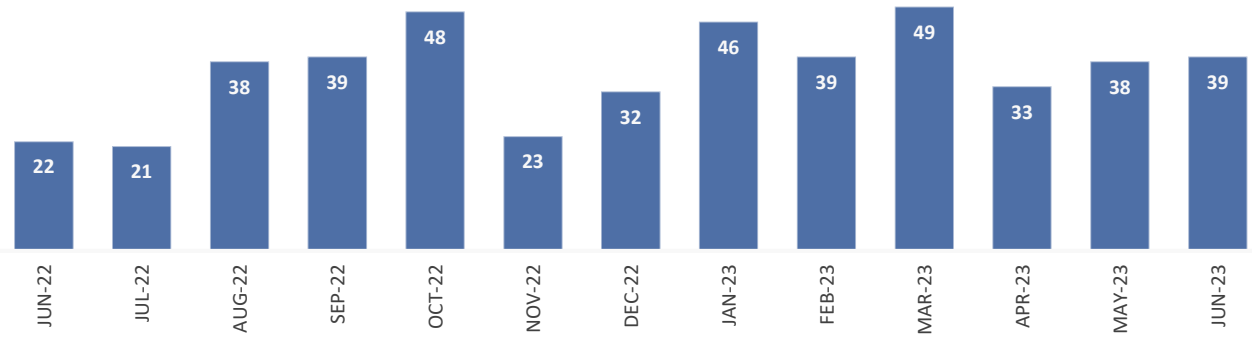
Demolitions

The best scenario for properties in disrepair is for the owner to create a safe environment without having to involve the city whether it be to repair the structure or to hire a contractor to abate the property. When the owner is not able to do this on their own, the city will intervene and demolish the unsafe structure to meet building standards. The Senior Code Officer works with the property owners to come up with a reasonable outcome before moving forward with a city demolition. In June 2023, one structure was demolished by the city, four structures were demolished or repaired by their respective owners without the same time frame requirements as the city demolitions yet they were demolished in less than 45 days. 11 total properties have demos pending and one is on hold.



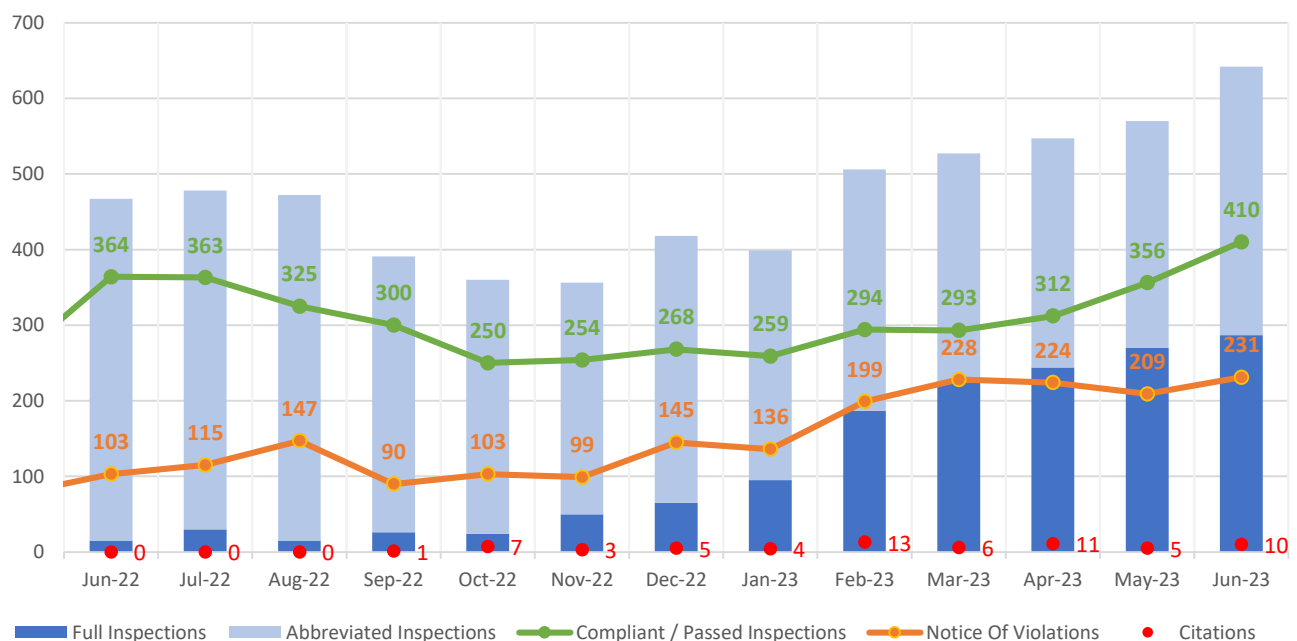
Stormwater Quality Complaints

In June 2023, the Water Quality Team received 39 complaints. The current number of complaints for this month is above the average of 37 compared to most months of the year.



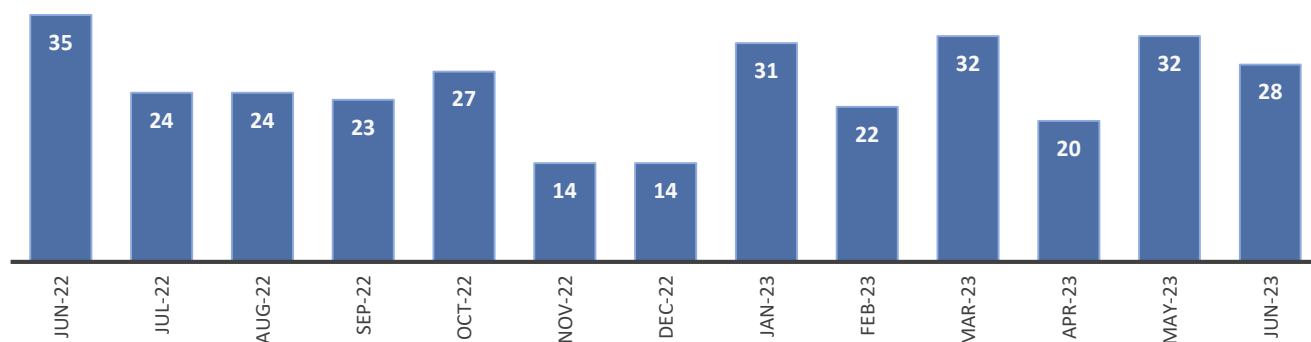
Construction Stormwater Inspections

In June 2023, a total of 236 comprehensive construction stormwater inspections and construction closeout Inspections were performed. A total of 260 routine construction inspections were completed. Staff regularly performs stormwater quality inspections on active construction sites that disturb 1.0 acres or greater or are part of a larger Common Plan of Development. The team inspects for issues on projects including erosion and loss of sediment, trash, and debris management, concrete and paint washouts, proper spill and hazardous material containment, proper stabilization or grass growth, and more. All of these inspections are performed with the goal of maintaining compliance with the City's MS4 Permit with the TCEQ, and more importantly, ensuring our surface waters are kept free of pollutants which helps lead to clean and healthy ecosystems.



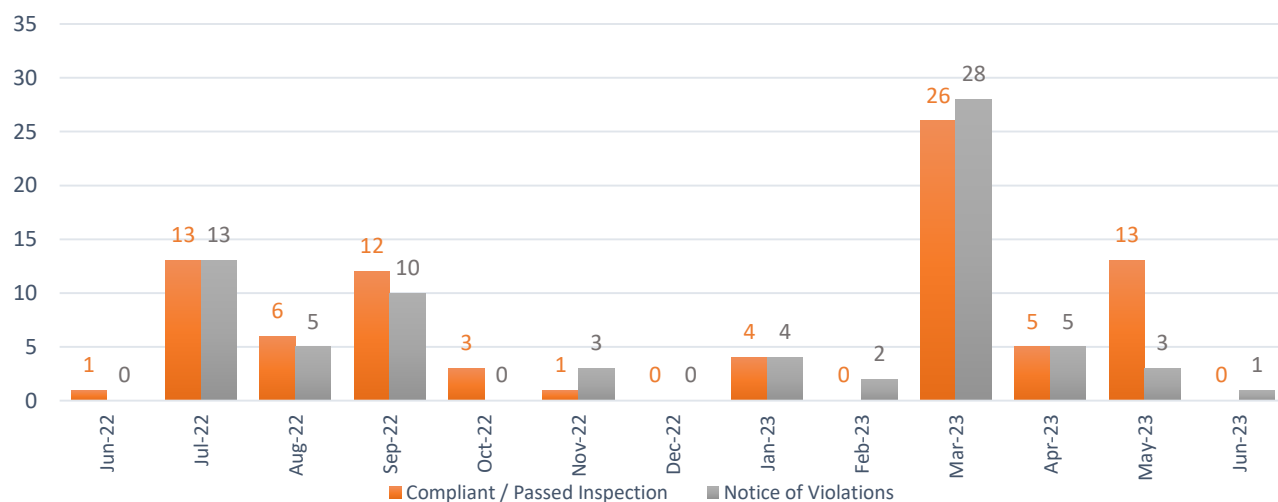
Grading Permit Reviews

In June 2023, a total of 28 grading permits were submitted for environmental review. Grading Permits are submitted through the Development Services Department in order to allow the disturbance of land for construction activities like grading, clearing, grubbing, and excavations. The grading permits must be approved by all reviewing departments prior to the disturbance of land. Performing these grading permit reviews allows the City an advanced opportunity to review these developments' plans prior to the start of construction activities in order to ensure they meet all state and local regulations and criteria to prevent water pollution.



Industrial Stormwater Inspections

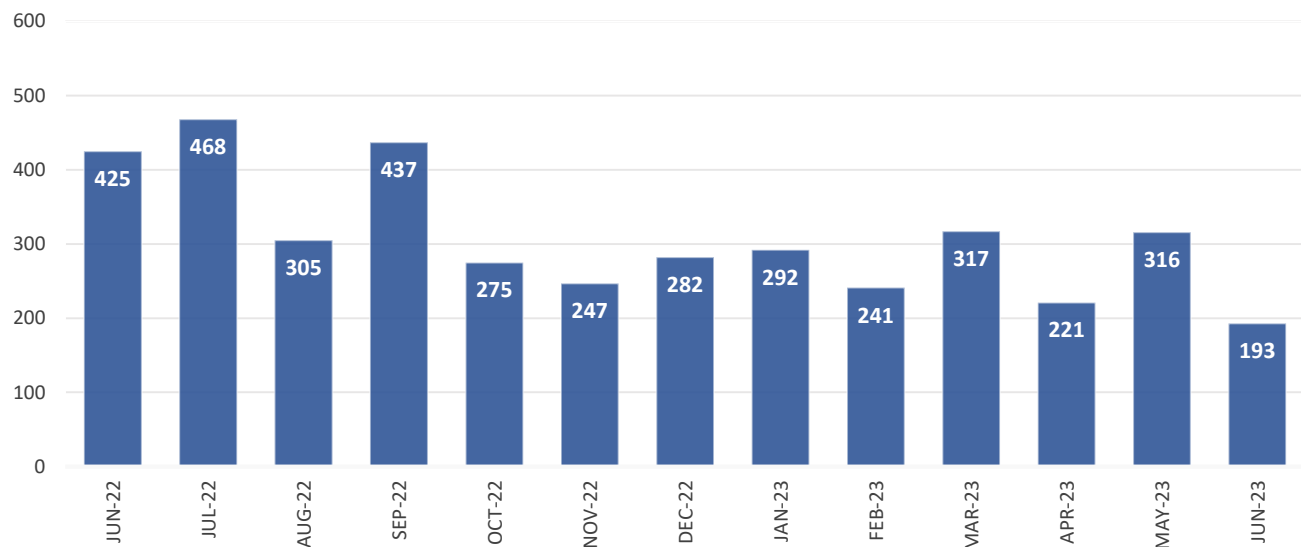
In June 2023, one industrial stormwater on-site facility inspection was completed. The Industrial Stormwater team also conducted two Industrial Stormwater Pollution Prevention Plan reviews. Inspections are performed to verify compliance with Texas Pollutant Discharge Elimination System Permits for industrial sources. Facilities are inspected to determine compliance with recordkeeping, monitoring, facility inspections, and housekeeping requirements. Industrial sources include a variety of facilities such as metal fabricators, food production, salvage yards, and chemical facilities.



Environmental Investigation Unit (EIU)

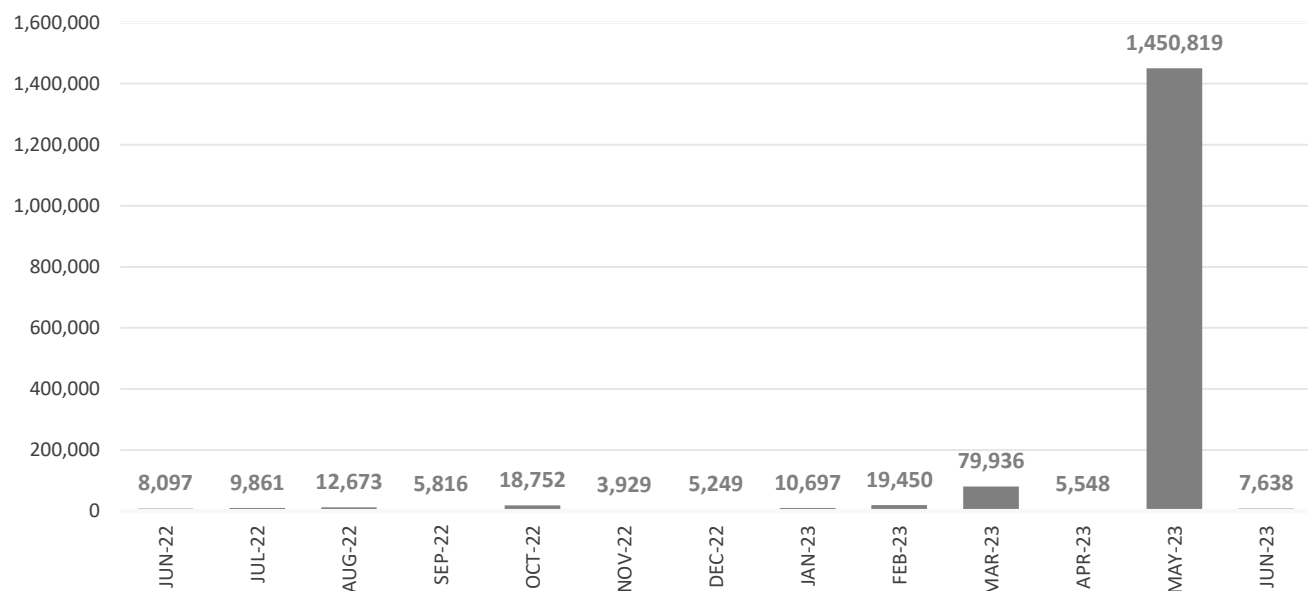
EIU INSPECTIONS

For the month of June 2023, the EIU performed 193 investigations. The City of Fort Worth Environmental Investigation Unit (EIU) focuses primarily on illegal dumping and surveillance technologies. Through eye witness accounts, camera and physical evidence, citations are issued and when possible cases are forwarded to Fort Worth Police Department as Class A, Class B or Felony referrals for prosecution.



EIU POUNDS OF WASTE

For the month of June 2023, the EIU team collected 7,638 pounds of waste for illegal dumping. These cases are currently under investigation by EIU or FWPD. New areas of responsibility that are no longer in extra territorial jurisdiction have revealed previously unknown dump sites.



Find us on
Facebook
Follow us on
Twitter

OUR VOLUNTEERS #DOBEAUTIFULTHINGS

Support Keep Fort Worth Beautiful!

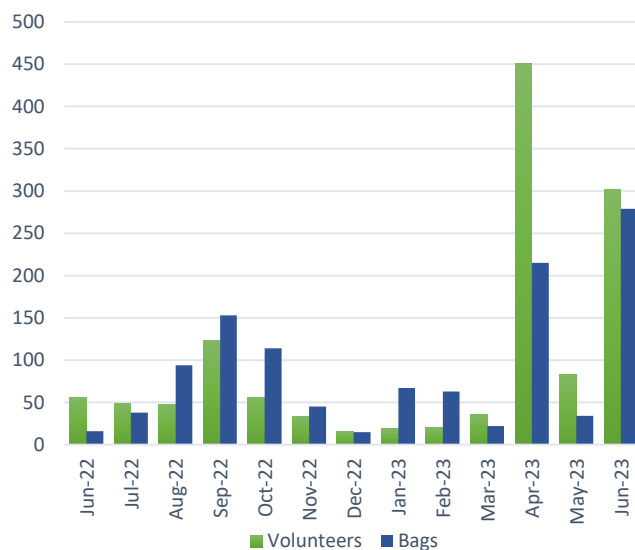
Exciting things are in the works for Keep Fort Worth Beautiful and all of its programs. Be sure to sign up for the Keep Fort Worth Beautiful monthly newsletter and stay up-to-date with the latest news, events and city beautification highlights. Share fun photos and success stories with us on Facebook and Twitter!

Volunteer-led Cleanups

In the month of June, 302 volunteers collected 279 bags of trash through volunteer-led cleanups throughout the city.

KFWB invites all of our residents, businesses and visitors to help keep the city clean. For anyone who is interested in organizing a cleanup, Keep Fort Worth Beautiful provides cleanup supplies at no charge.

To request litter cleanup supplies, visit FortWorthTexas.gov/KFWB.



Resources

DATA QUALITY AND CONTROL

Zachary Hutcheson

817-392-6302

Zachary.Hutcheson@FortWorthTexas.gov

ENVIRONMENTAL QUALITY

www.fortworthtexas.gov/departments/code-compliance/environmental-quality

TO REPORT AIR OR STORMWATER POLLUTION

817-392-1234

SOLID WASTE SERVICES

The Solid Waste Services Division manages the garbage, recycling and waste reduction services for the citizens of Fort Worth. All curbside collections are provided by contractors. There are approximately 250,000 single-family residences which receive weekly garbage, yard waste and recycling collection services. Bulk waste is collected monthly.

Fees are charged through the water billing system and assessed based on garbage cart size. We offer 32-, 64- and 96-gallon carts; this is called a Pay as You Throw (PAYT) system, and all solid waste services are included in the fee.

Commercial collection is open market, allowing businesses to choose their own contractor from permitted commercial solid waste haulers.



Primary Sections

Contract Compliance section duties include oversight of the following contracts:

- Curbside Collections – Waste Management
- Landfill Operations – Republic Services
- Recycle Processing – Republic Services
- Cart Purchases and Maintenance – Toter
- Roll-Off container transportation for Drop-Off Stations – Republic Services
- Bulk Disposal – Texas Resources Landfill Company, LP
- City Facilities Garbage and Recycling – Republic Services

Litter and Illegal Dumping Operations section is primarily responsible for the following:

- Responding to illegal dumping and litter complaints through abatement.
- Collecting dead animals from residences and city streets.
- Street sweeping major city arterial roadways.
- Code enforcement activities related to illegal dumping and litter.

Planning and Research develops and oversees the implementation of long term plans for Solid Waste Services and other areas within the Code Compliance Department and is responsible for advancing Keep Fort Worth Beautiful to engage businesses and other commercial waste producers in diverting materials away from the city's landfill.

Drop-Off Station section is responsible for managing operations at the four existing Drop-Off Stations. There is no additional charge for Fort Worth residential solid waste customers to use the stations. They accept excess garbage, brush, bulk items, recycling, hazardous household waste and recycling. Citizens can also drop off tires, electronics and household items.



Drop-Off Stations

BRENNAN DROP-OFF STATION
2400 Brennan Ave.
Fort Worth, TX 76106

SOUTHEAST DROP-OFF STATION
5150 Martin Luther King Jr. Freeway
Fort Worth, TX 76119

HILLSHIRE DROP-OFF STATION
(NORTH SERVICE CENTER)
301 Hillshire Blvd.
Haslet, TX 76052

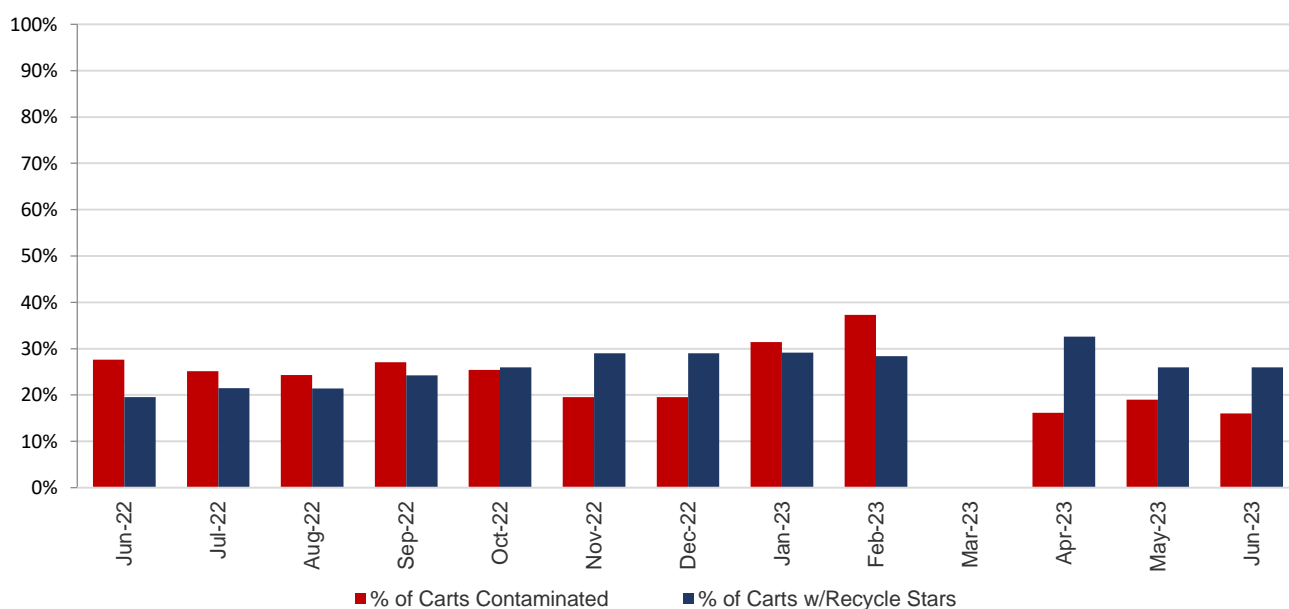
OLD HEMPHILL ROAD DROP-OFF STATION
6260 Old Hemphill Road
Fort Worth, TX 76134

Recycling Cart Auditors – The Blue Crew

Beginning in June of 2019, the Solid Waste Division started a different auditing process that includes removing non-recyclable items from contaminated carts and charging the residents for the collection and disposal of those items. In the past, the residents received letters that itemized the non-recyclable items, and now there are charges assessed. The auditors have been more lenient to prevent residents who are trying to recycle correctly from becoming discouraged. Data has been gathered, the audit information has been reviewed and adjustments to the procedures have been identified and should be included in the process soon. We do expect the changes to be reflected in the percentages of contamination identified.

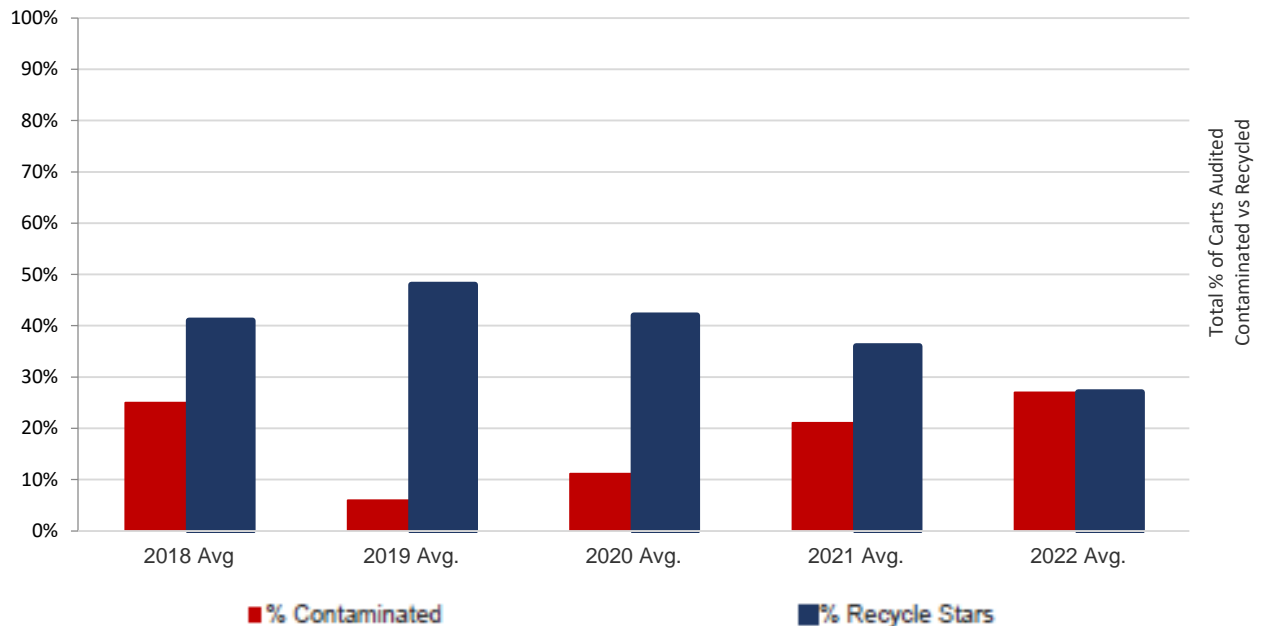


RECYCLE CART AUDIT RESULTS



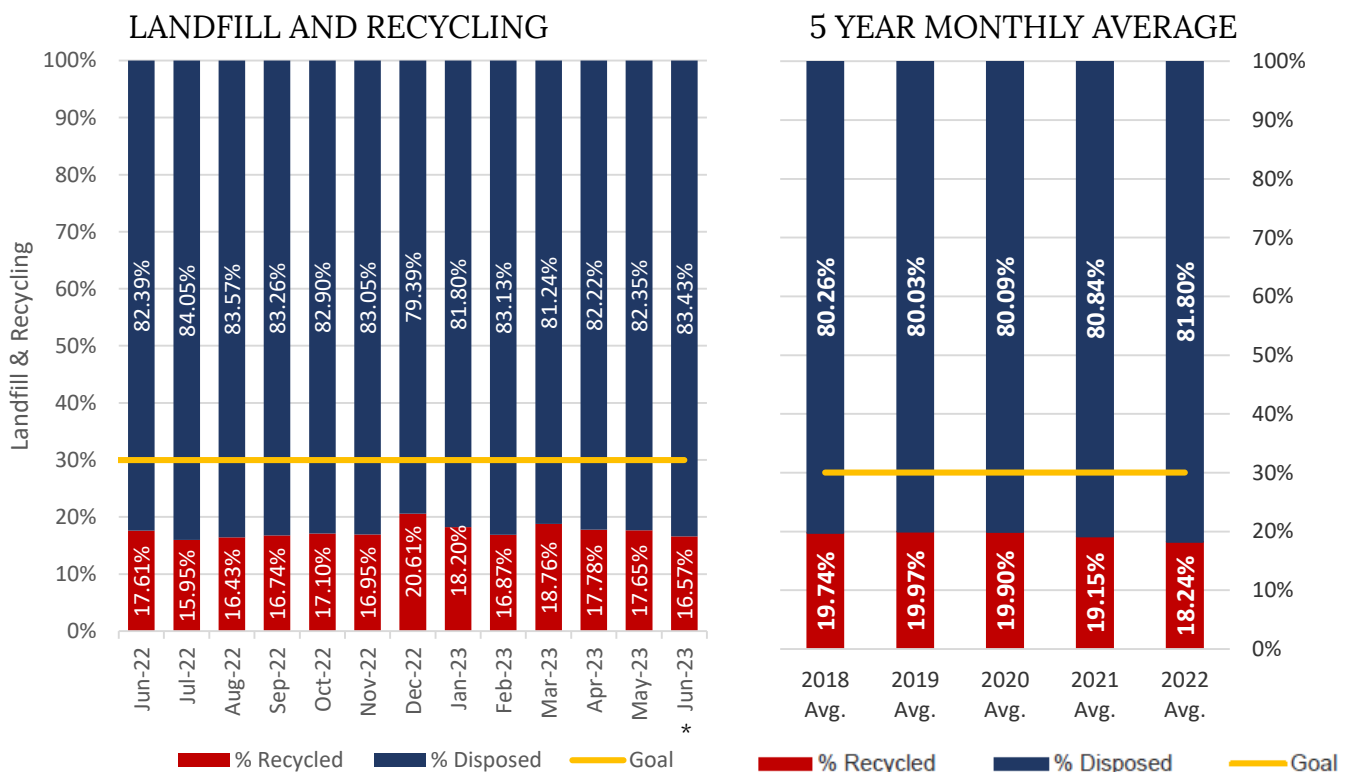
* The Blue Crew was reassigned to litter abatement duties during March 2023 and did not perform any cart audits.

RECYCLE CART AUDIT – 5 YEAR MONTHLY AVERAGE



Diversion and Waste Stream

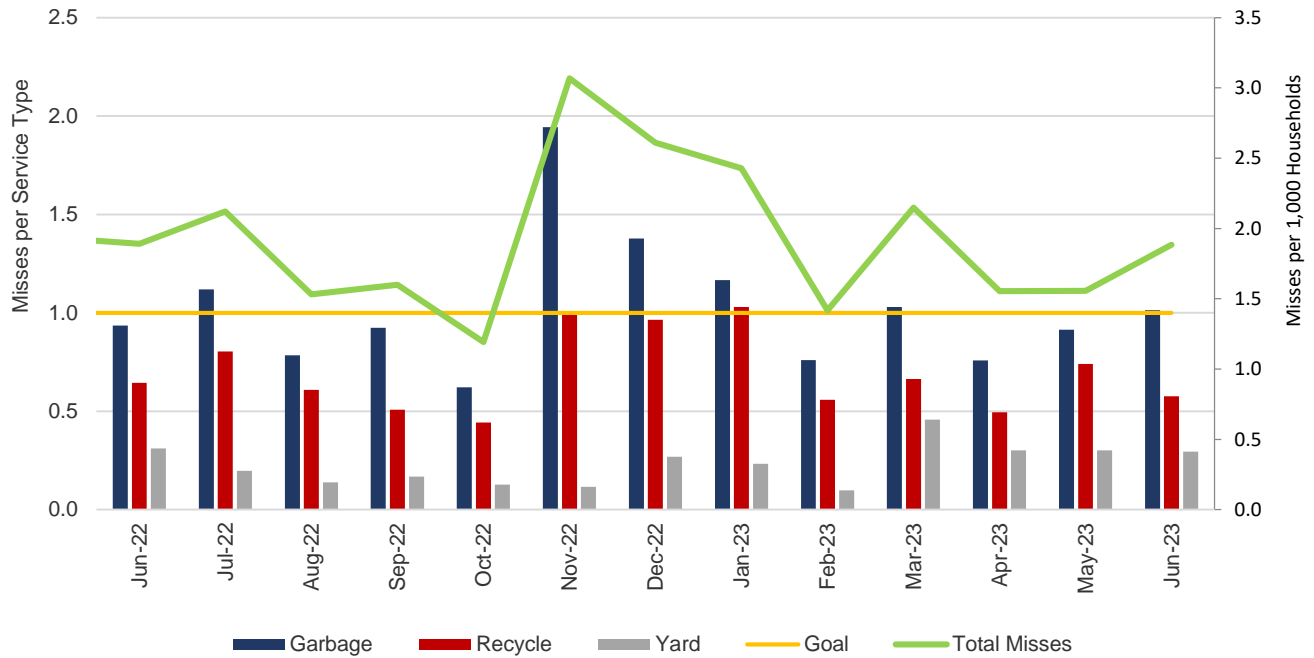
Materials that are diverted from the landfill extend the life of the landfill. Diverted materials include items that have been recycled, as well as yard waste and brush that is turned into mulch. The more we, as a community, reduce, reuse and recycle, the more we protect our natural resources, landfill space and energy.



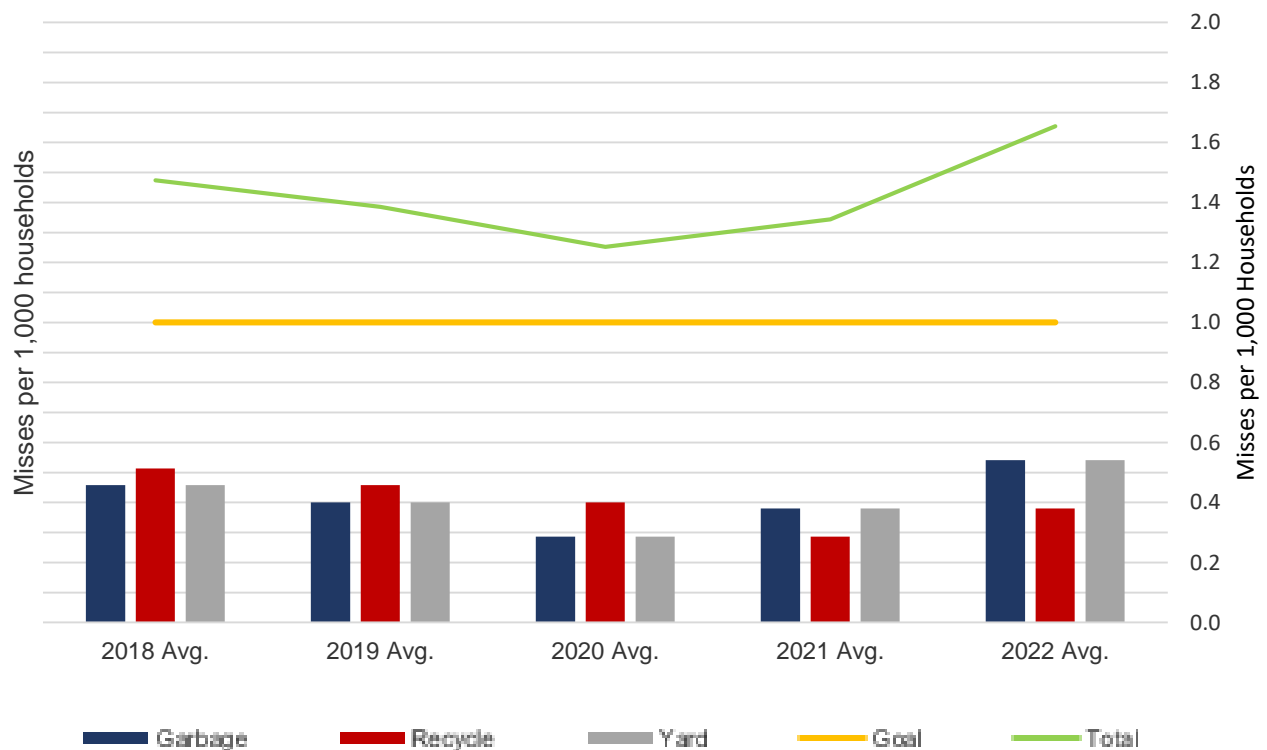
* Figure based on averages due to delayed reporting from contractors.

Missed Collections

Missed collections reported by residents point out areas that may have repeat incidents and are tracked to provide awareness of contractor performance.



MISSED COLLECTIONS – 5 YEAR MONTHLY AVERAGE

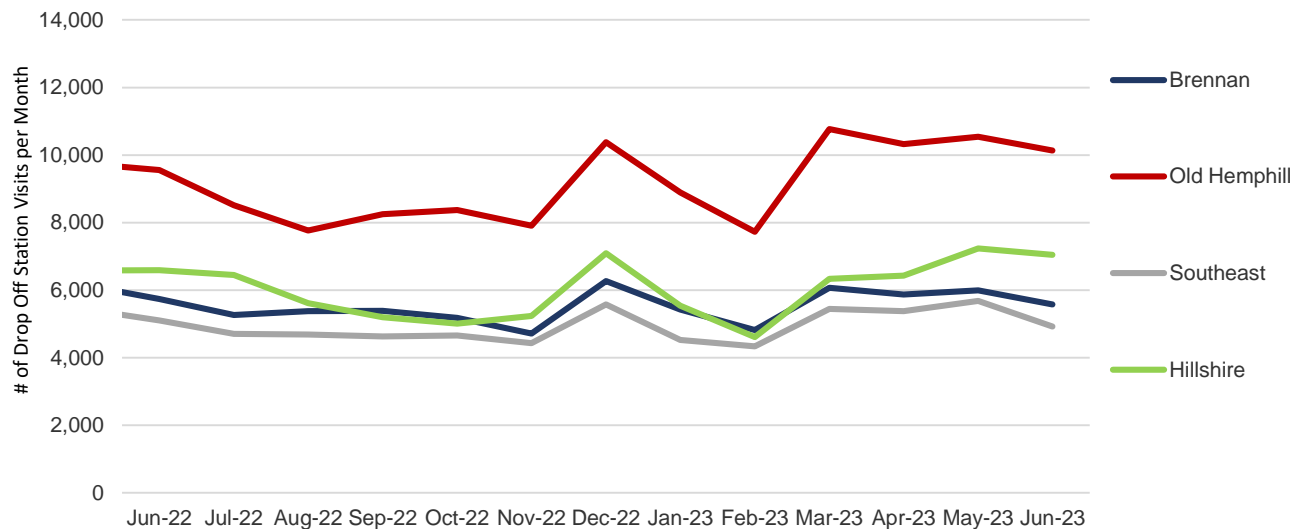


Drop-Off Stations

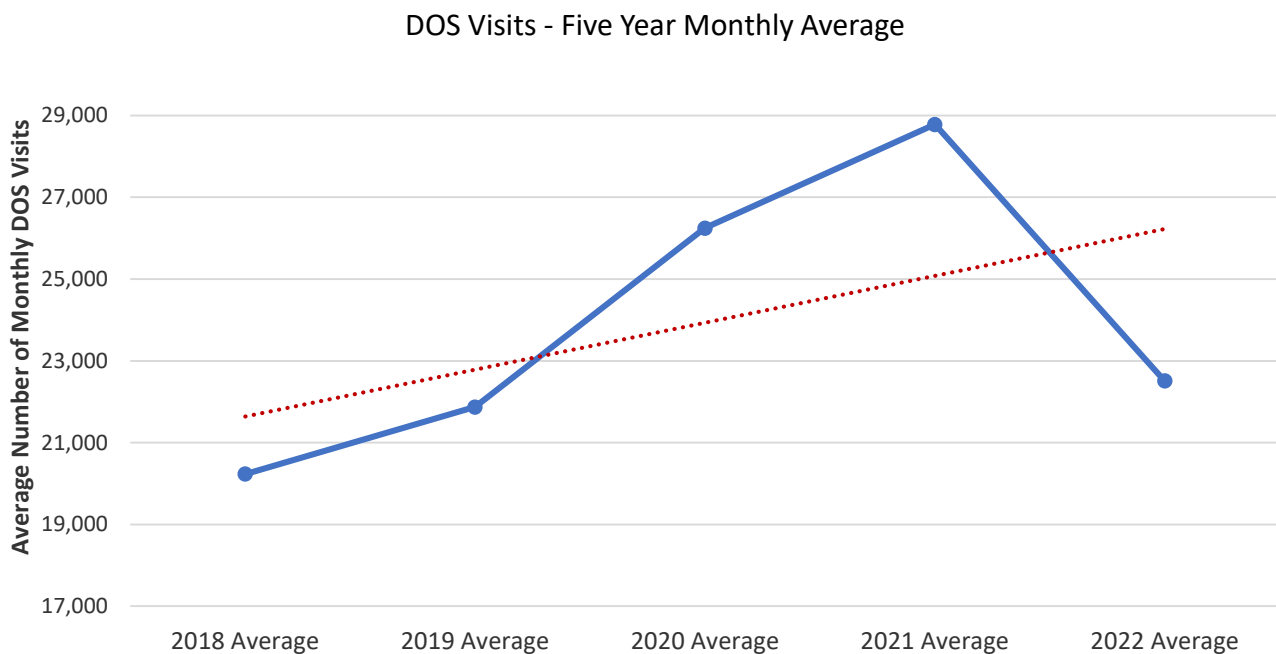
As a part of the monthly Solid Waste program, the city offers homeowners who pay for residential services access to four conveniently located Drop-Off Stations. The stations allow residents to dispose of excess bulky materials (appliances, brush, broken furniture, tires, extra bagged garbage and other large items) between their monthly bulk waste collections. In addition, the Drop-Off Stations have reduced the number of illegal dump sites and pounds of materials collected since opening to residents.

For more information, visit www.FortWorthTexas.gov/solidwaste/dropoff.

DOS MONTHLY VISITS



DOS VISITS – 5 YEAR MONTHLY AVERAGE

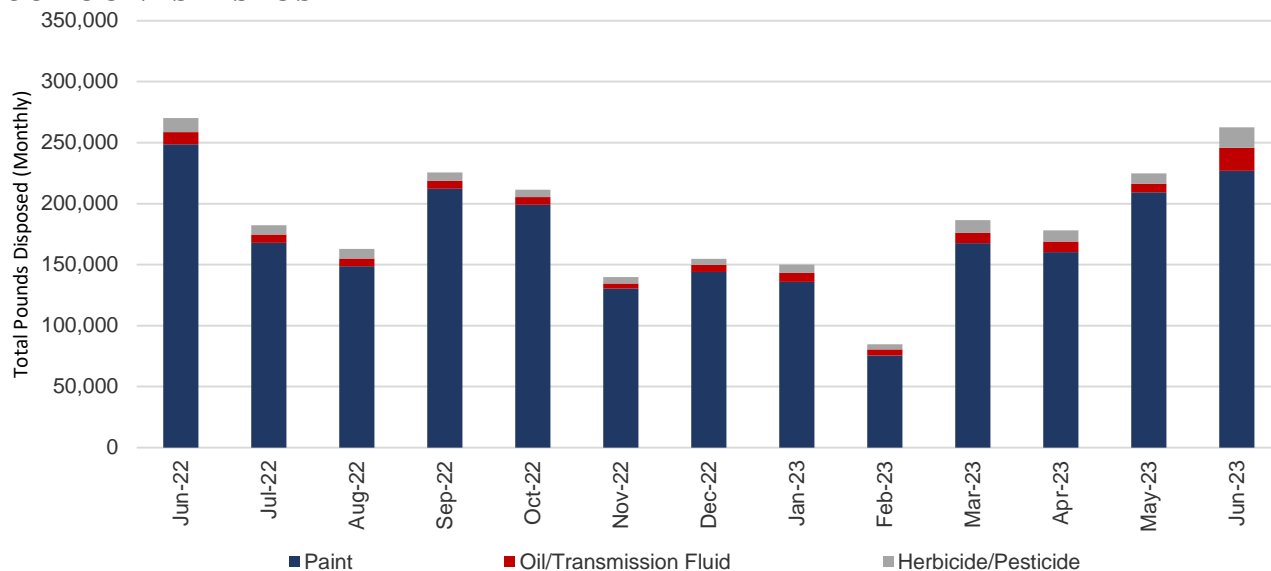


Environmental Collection Center

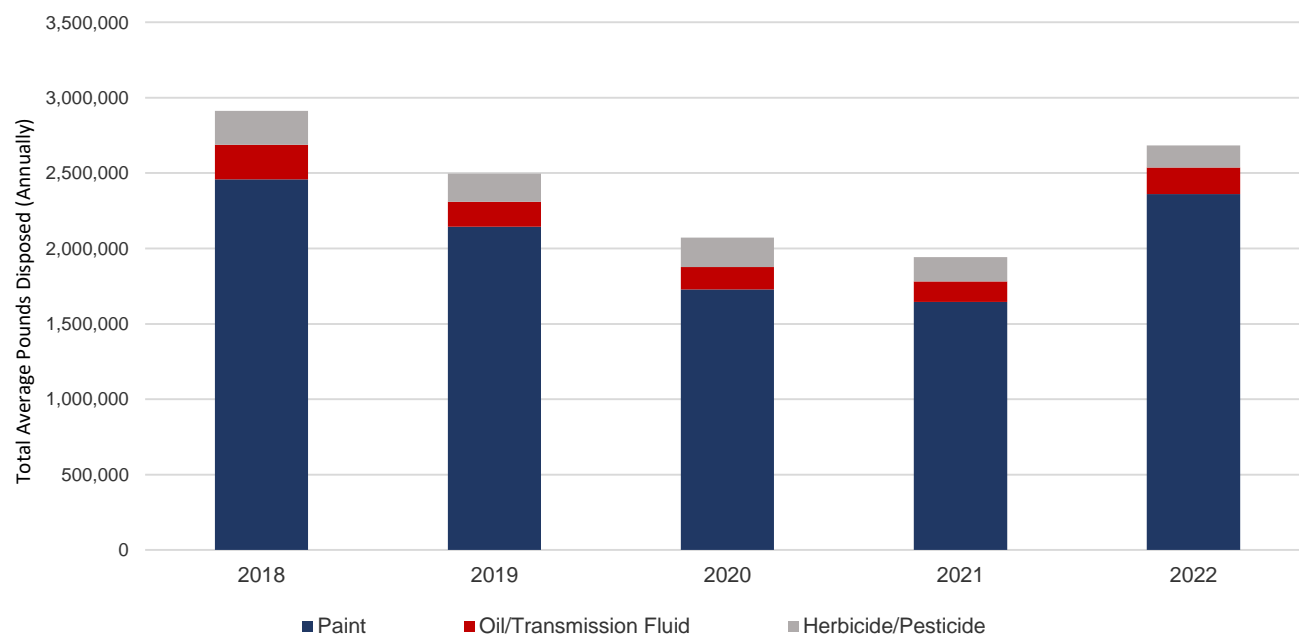
Participation at the Environmental Collection Center (ECC) and the Drop-off stations (DOS) was up 1% during the month of June 2023 compared to this time last year. More than 1,700 people properly disposed of Household Hazardous Waste (HHW) at the permanent facility. An additional 1,000 residents visited the DOS to dispose of chemicals.

The ECC held an additional 4 mobile collection events this month and another was cancelled due to the inclement weather earlier in the month. Approximately 800 households visited the mobile location to dispose of material. The ECC consolidated and disposed of more than 220,000 pounds of waste. The facility recycled 19,200 pounds of material.

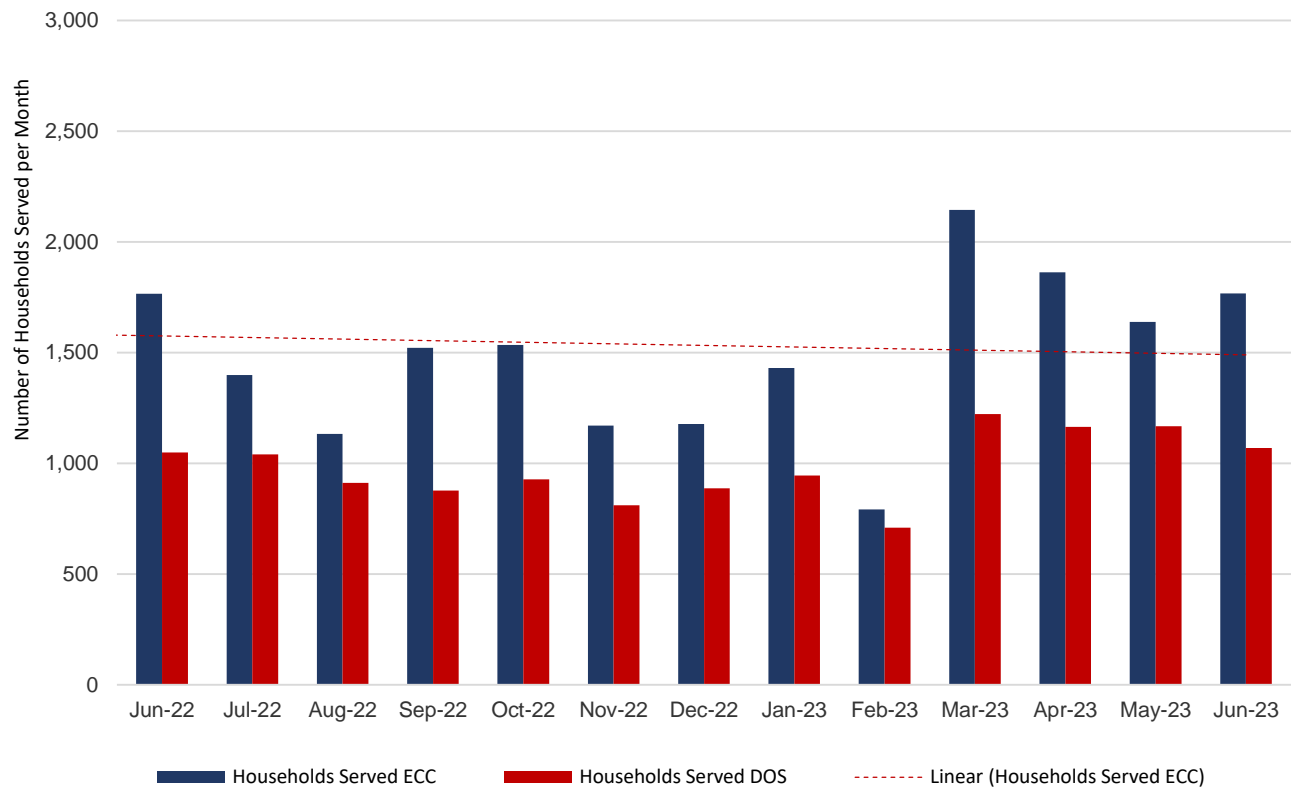
ECC POUNDS DISPOSED



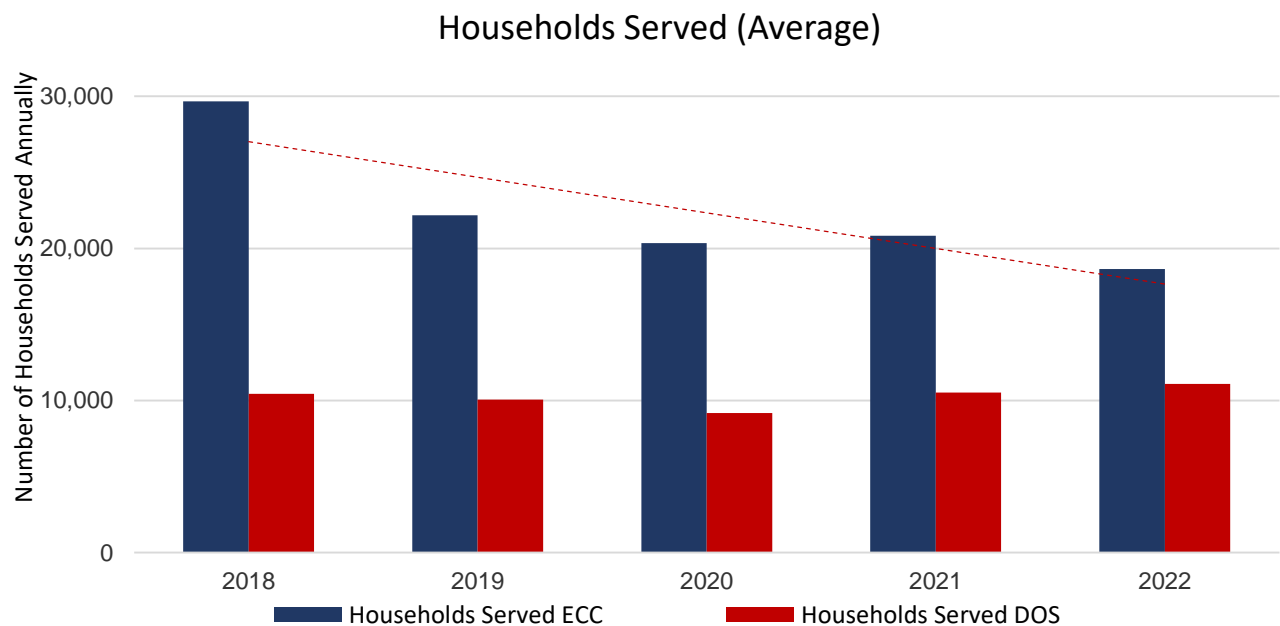
ECC POUNDS DISPOSED – 5 YEAR MONTHLY AVERAGE



HOUSEHOLDS SERVED BY THE ECC

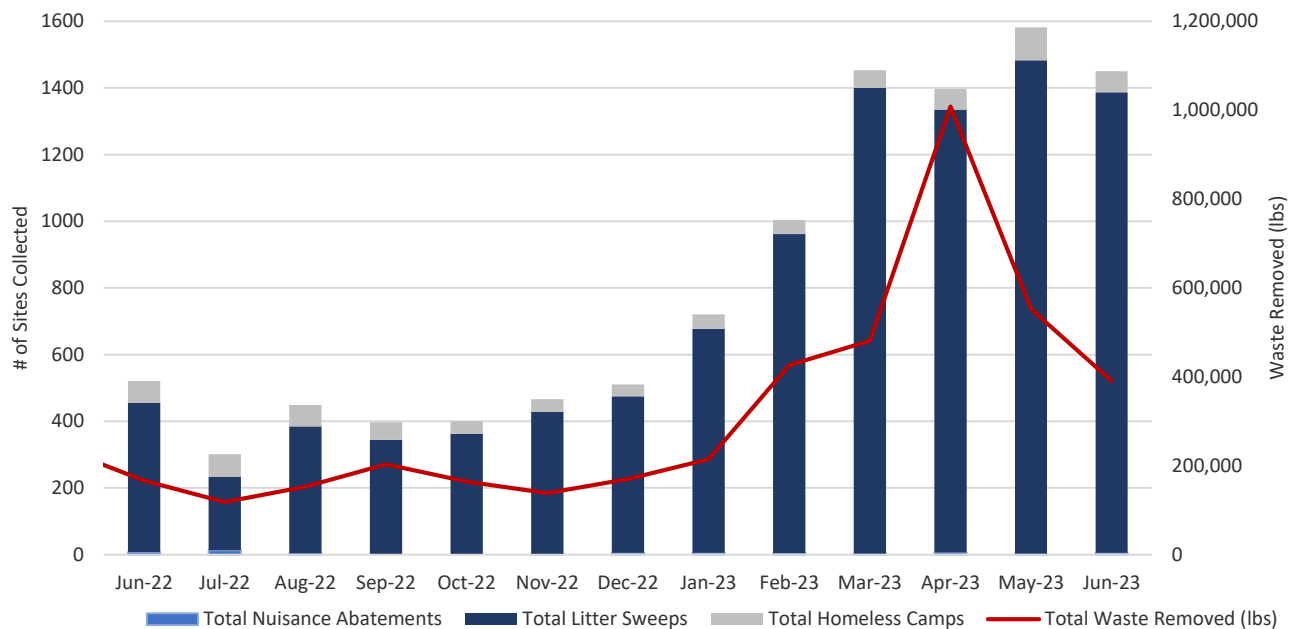


ECC HOUSEHOLDS SERVED – 5 YEAR MONTHLY AVERAGE

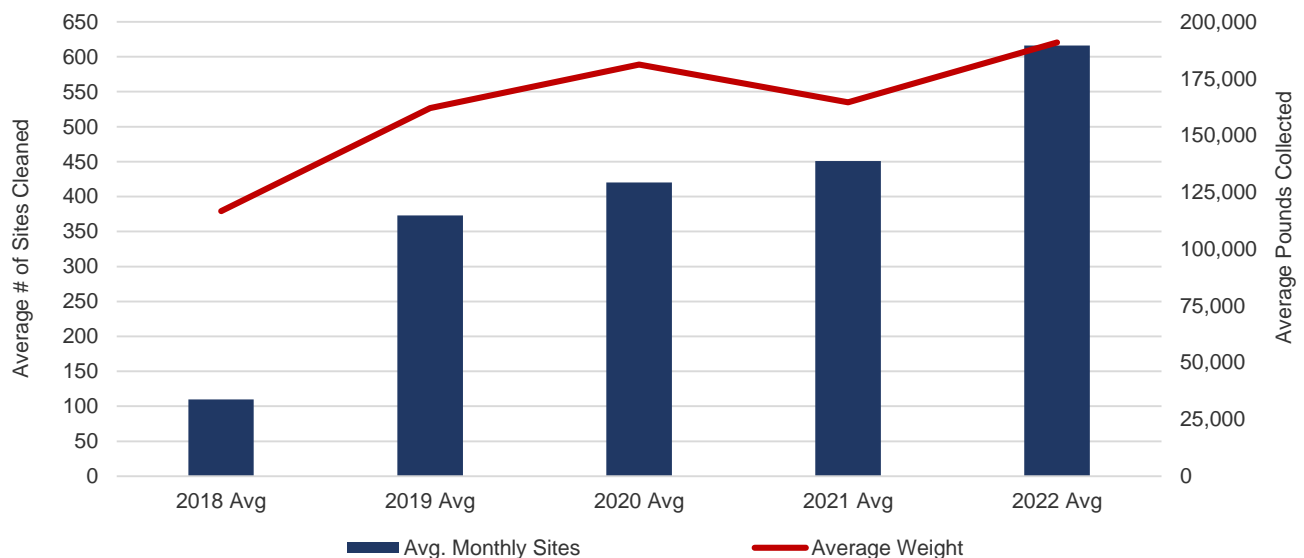


Litter Abatement

The City's Litter Abatement Crews work hard conducting City right-of-way cleanups, abating nuisance properties and beautifying the community. In September 2018, the City implemented contracts with a vendor that lead to an increase in number of right-of-way miles cleaned. In June 2023, a new contract with the vendor was implemented to expand litter abatement services citywide. In June 2023, 2,066 miles were abated of litter and 1,381 litter sweeps were accomplished. The emphasis on litter prevention and abatement requires help from our entire community – one piece and one person at a time. Additionally, please remember to secure all garbage and recycle containers from the wind.



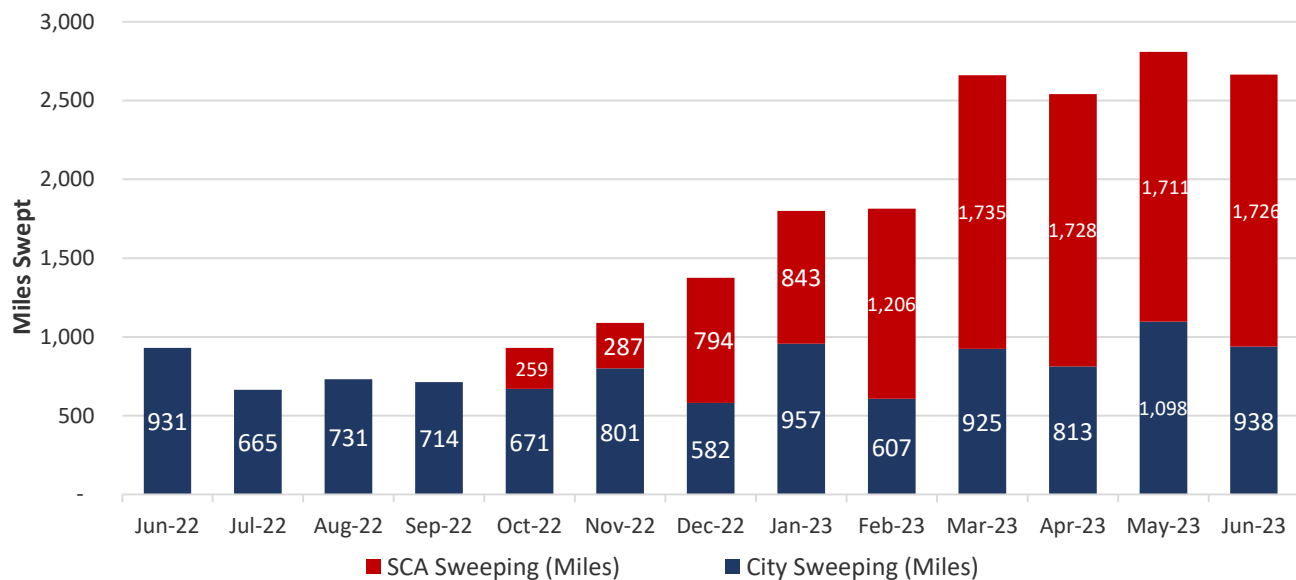
LITTER ABATEMENT – 5 YEAR MONTHLY AVERAGE



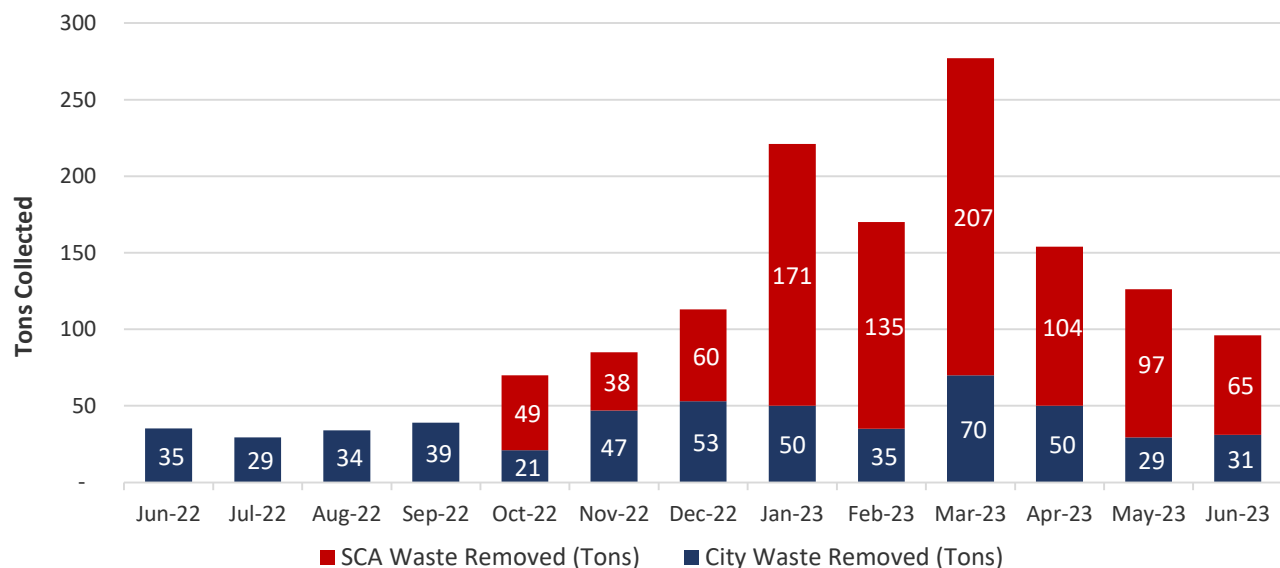
Sweeping

The City of Fort Worth's street sweeping program is comprised of two large sweepers and two auxiliary sweepers. Beginning in June 2023, the City of Fort Worth implemented a contract with a vendor to provide expanded street sweeping services. Contracted services focus on providing regular service to major arterial roads and commercial areas while the City's two sweepers focus on freeway access roads and completing ad-hoc requests received from citizens. The City is currently working to procure new street sweeping equipment to further expand services to new areas. In June, 2,560 miles of roadway were swept removing 126 tons of litter, grit and debris.

STREET SWEEPING – CURB MILES SWEPT

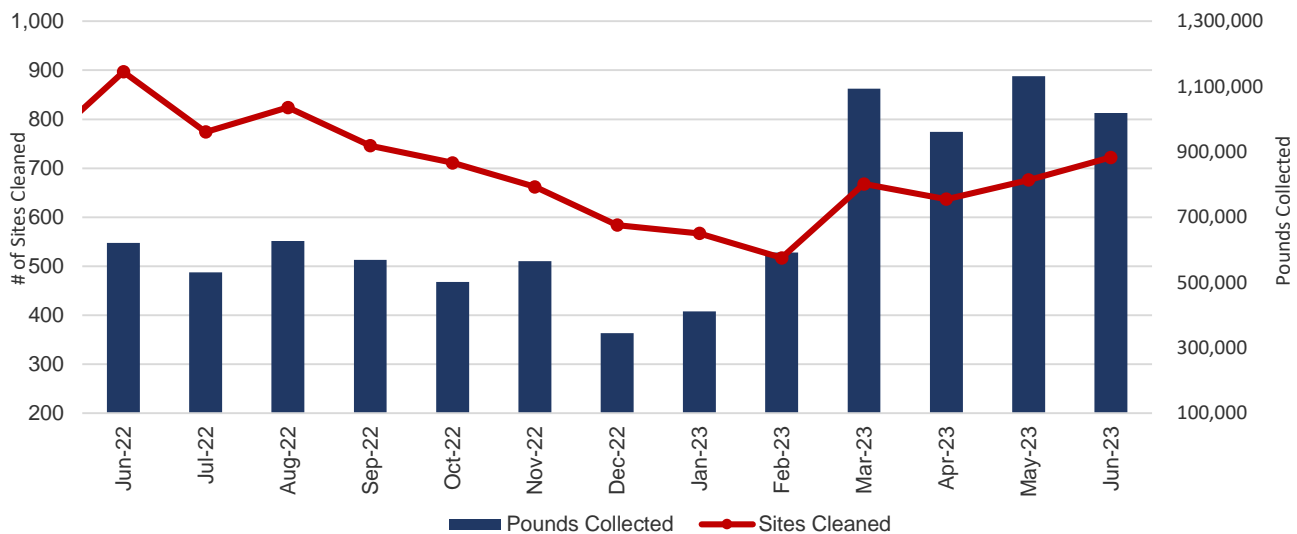


STREET SWEEPING – TONS COLLECTED

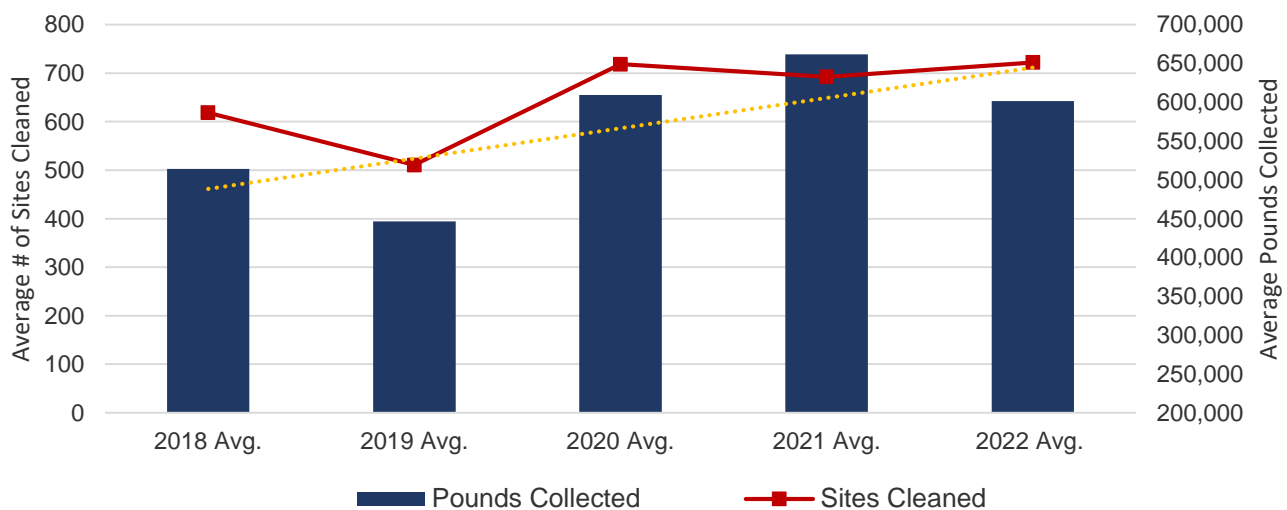


Illegal Dump Cleanup

The Illegal Dump Crews play an integral part in removing reported dump sites in a timely manner, which reduces the negative impact on the surrounding community and discourages others from adding materials to the site. In addition, they also assist the Environmental Investigation Unit and Litter Abatement Team with large jobs and provide storm debris collection when needed. Having full crews and operational equipment obviously affects productivity. The percent of staff and equipment present and operational during the last 12 months is as follows: June (85%), July (87%), August (92%), September (86%), October (84%), November (78%), December (73%), January (75%), February (64%), April (79%), May (90%) June (86%). In June 2023, the Illegal Dump Crew removed over 1,000,000 pounds of material from 722 sites, and 90% of work orders were closed within two days. Other special collections consist of cleaning up residential property that has been abated, to other departments that have collected tree debris, tires and etc. from cleaning creeks and storm water channels. Overall the Illegal Dump Crew works with all city departments to help keep this city clean.



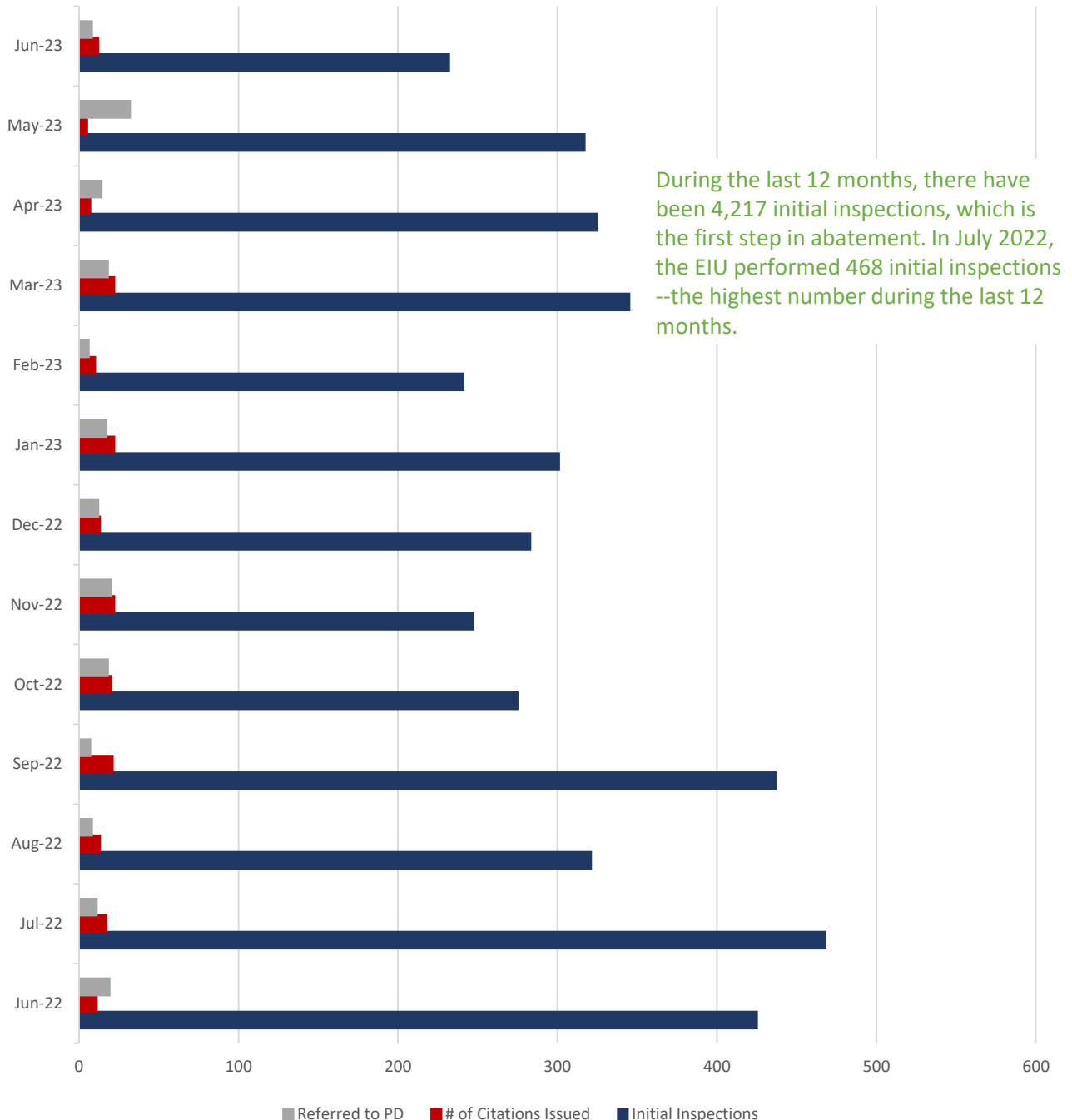
ILLEGAL DUMPING – 5 YEAR MONTHLY AVERAGE



Illegal Dumping Citations

The City of Fort Worth Environmental Investigation Unit (EIU) focuses primarily on illegal dumping and surveillance technologies. Through eye witness accounts, camera and physical evidence, citations are issued and when possible cases are forwarded to Fort Worth Police Department as felony referrals for prosecution. Illegal dumping does not pay, as fines can be assessed up to \$10,000 and can include jail time. During the month of June, 12 citations were issued.

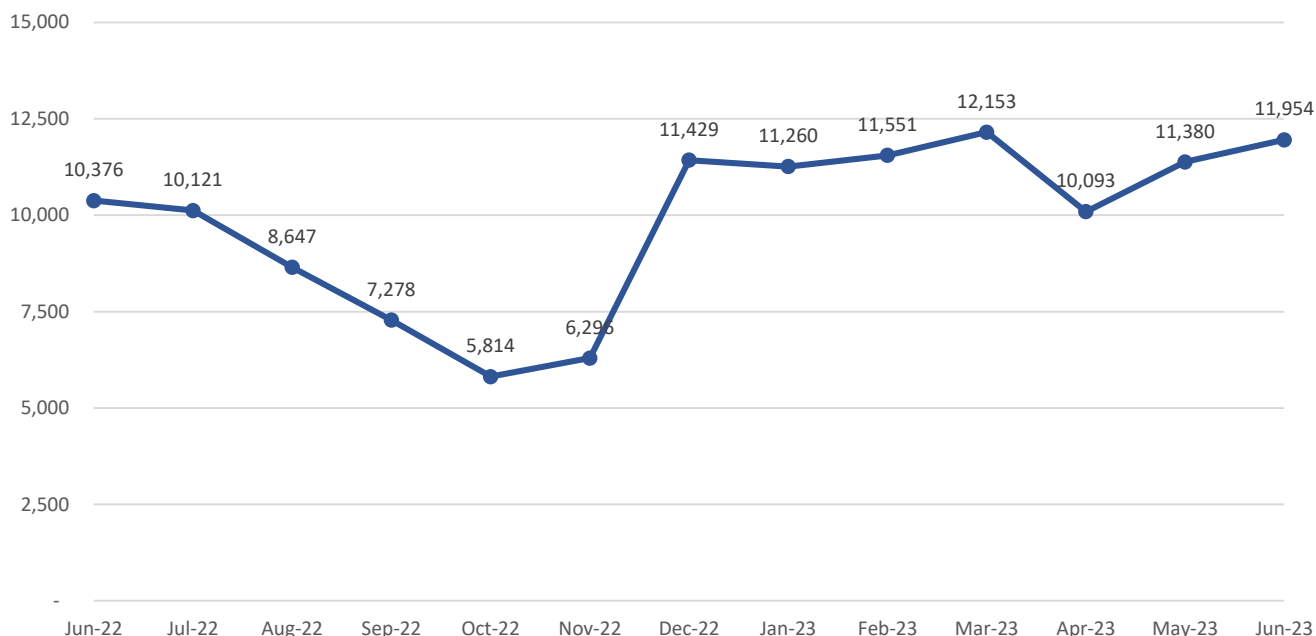
CITATIONS ISSUED



Residential Food Waste Composting Program

In the spring of 2019, Fort Worth launched the City's first Residential Food Waste Composting Collection Program providing residents an opportunity to collect and drop off their food scraps at various collection centers throughout the city. This project is yet another way the City is expanding their sustainable footprint to reduce what goes to the landfill and help our city better manage our garbage. It has recently added a 19th food waste collection site.

MONTHLY POUNDAGE OF FOOD WASTE DIVERTED (LBS.)



Cumulative Composting Program
Results as of 6/30/2023

POUNDS COLLECTED TO DATE

491,772

HOUSEHOLDS SUBSCRIBED

2,156

CONTAMINATION RATE

0.7%

Solid Waste Apps

FORT WORTH GARBAGE AND RECYCLING APP



The city offers the Fort Worth Garbage and Recycling App. This free app enables residents to receive service notifications before their service days. The reminders include bulk-waste set out weeks and scheduled collection changes due to inclement weather.

The app lets residents report service issues, including missed collections and damaged carts, and it also provides information about recycling. To learn more about the Fort Worth Garbage and Recycling App, call 817-392-1234 or visit the App Store or Google Play store.



WASTE WIZARD

There's also an easy to use Waste Wizard, which is an online tool to help customers learn what items go into the brown garbage cart and what goes into the blue recycling cart. The Waste Wizard provides information about how to properly dispose of more than 1,500 items. Simply type the name of the item, and the Waste Wizard will give instructions. Find the Waste Wizard at FortWorthTexas.gov/solidwaste or on the Fort Worth Garbage and Recycling App.

RETHINKING WASTE FOR A GREENER FORT WORTH WASTE SORTING GAME



Learn about City of Fort Worth's diversion and recycling programs in a fun way with our brand new Rethinking Waste sorting game. Sort materials correctly and win fun items to build your own digital park! The game can be found on the app (on the bottom blue bar, click on the game controller icon) and on-line here: FortWorth.recycle.game/en-US

Resources

DATA QUALITY AND CONTROL

Martin Zuniga

817-392-5453

Martin.Zuniga@FortWorthTexas.gov

ENVIRONMENTAL QUALITY

FortWorthTexas.gov/solidwaste

FOR SOLID WASTE QUESTIONS

817-392-1234

SOLID WASTE APP

In the App Store or Google Play store under “Fort Worth Garbage & Recycling”

COMPREHENSIVE SOLID WASTE MANAGEMENT PLAN

FortWorthTexas.gov/departments/code-compliance/solidwaste/swplan

KEEP FORT WORTH BEAUTIFUL

FortWorthTexas.gov/kfwb

ONE ADDRESS

From trash day to permits to crime around your home, find it by entering your address at

OneAddress.FortWorthTexas.gov

ENVIRONMENTAL COLLECTION CENTER

[Household Hazardous Waste – Welcome to the City of Fort Worth \(fortworthtexas.gov\)](http://HouseholdHazardousWaste-Welcome-to-the-City-of-Fort-Worth.fortworthtexas.gov)



City of Fort Worth

Code Compliance Department

The Code Compliance Department maintains Fort Worth's status as a clean, livable city by ensuring property complies with rules set by City Council. Code Officers routinely patrol assigned neighborhoods for code violations and investigate complaints with a mission of abating issues and educating residents.

818 Missouri Ave.
Fort Worth, TX 76104
FortWorthTexas.gov/codecompliance

