



Capital Funding Gaps Update

Presented to: Mayor and Council

Presented by: City Manager David Cooke

Date: September 10, 2024

Purpose of Update

- Updates on current Capital Funding Gaps
- Summary of actions that have been approved since May
- Review items pending Council action on 9/17

Active Capital Projects Summary

This table represents all current active projects of the City and includes both governmental and enterprise activities.

Council District	# of Active Projects	Current Budget	# of Projects with a Funding Gap	Funding Gaps
Citywide	584	\$ 1,052,513,716	1	\$ 7,000,000
Council District# 2	207	319,136,983	1	2,419,100
Council District# 3	142	211,328,296	6	20,287,558
Council District# 4	88	150,377,897	3	6,987,672
Council District# 5	175	409,425,701	3	14,398,270
Council District# 6	116	141,018,646	1	6,500,000
Council District# 7	278	384,958,550	3	19,000,000
Council District# 8	191	214,004,063	1	7,600,000
Council District# 9	278	678,663,674	2	7,170,500
Council District#10	154	220,121,852	3	24,500,000
Council District#11	137	147,194,016		
ETJ - Extra Territorial Jurisdiction	55	136,349,342		
Grand Total	2,405	\$ 4,065,092,736	24	\$ 115,863,100

Note: Projects within multiple council districts have been captured in either Citywide or the primary district in which it resides.

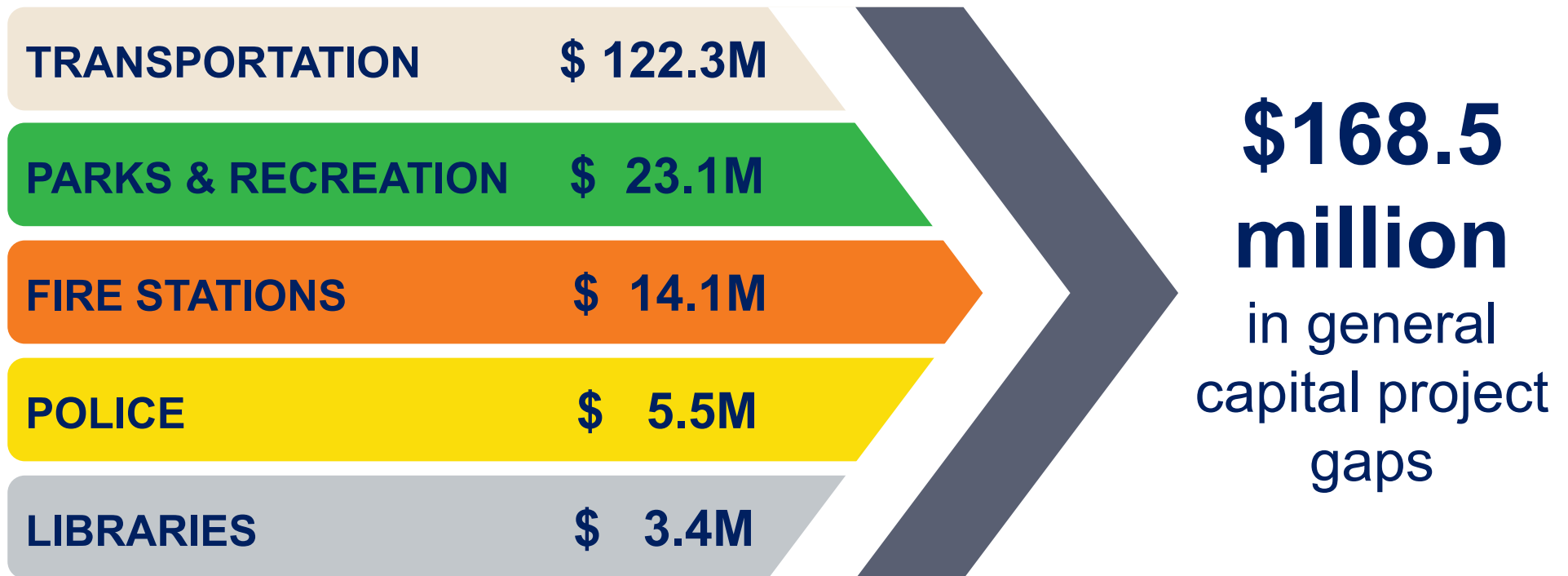
Active Bond Capital Projects Summary

This table reduces the previous project list to those that are associated with the City's 2014, 2018, and 2022 voter approved Bond Programs only. Of the City's capital project funding gaps, >80% are part of bond programs.

Council District	# of Active Bond Projects	Current Budget	# of Projects with a Funding Gap	Funding Gaps
Citywide	44	\$ 165,567,697	1	\$ 7,000,000
Council District# 2	27	48,406,107	-	
Council District# 3	17	33,617,868	4	13,187,558
Council District# 4	18	73,080,110	3	6,987,672
Council District# 5	20	48,881,456	3	14,398,270
Council District# 6	16	65,122,592	-	
Council District# 7	21	98,014,244	1	17,900,000
Council District# 8	21	52,074,159	1	7,600,000
Council District# 9	26	68,946,062	2	7,170,500
Council District#10	14	75,942,624	2	24,000,000
Council District#11	19	32,432,394	-	
ETJ - Extra Territorial Jurisdiction	3	5,090,591	-	
Grand Total	246	\$ 767,175,904	17	\$ 98,244,000

Staff are estimating a funding deficit in excess of \$25M for the 2022 neighborhood street program approved in the 2022 bond program. This figure is not reflected in the data above.

Capital Project Funding Gaps (as of May 2024)



Formal Actions Taken Since May Update

◆ Approved Residual Transportation Bonds for:

- Cromwell Marine Creek Blvd (CD2, 7) \$21.2M

◆ Approved 2024 Tax Notes and Crime Control and Prevention District Funds for:

- Northwest Police Patrol (CD7) \$2.7M and \$4.3M, respectively

◆ Approved General Fund Surplus for:

- CFA Intermodal Parkway* (CD10) \$2M

◆ Approved ARPA funds for:

- CFA Intermodal Parkway* (CD10) \$1M
- North Beach St & Western Center Blvd (CD4) \$515k
- Meadowbrook Golf Course Maintenance Bldg (CD11) \$2M

◆ Committed General Fund fund balance for (swap from ARPA):

- Evans & Rosedale Mixed Use Development (CD8) \$4.2M
- Texas A&M Innovation HUB (CD9) \$2.2M

*project funding split between ARPA and General Fund due to timing of project delivery compliance with ARPA

Pending Actions

◆ Request to Approve General Fund Surplus for:

- N Crowley Rd & Cleburne Rd (CD10) \$1.0M, *September 17th*
- Texas A&M Innovation HUB (CD9) \$2.4M, *September 17th (swapped from ARPA)*

2018 Bond Project

◆ Request to Approve ARPA funds for:

- Long Avenue Pedestrian Safety (CD2) \$865K, *September 17th*
- North Beach St & Champion View Parkway (CD10) \$750K, *September 17th*
- Basswood Blvd & Old Santa Fe Trail (CD2,7) \$483K, *September 17th*
- Wichita St & Martin St (CD8,11) \$110K, *September 17th*
- Western Center Blvd & Sandshell Dr (CD4) \$100K, *September 17th*

2022 Bond Project

2014 Bond Project

2014 Bond Project

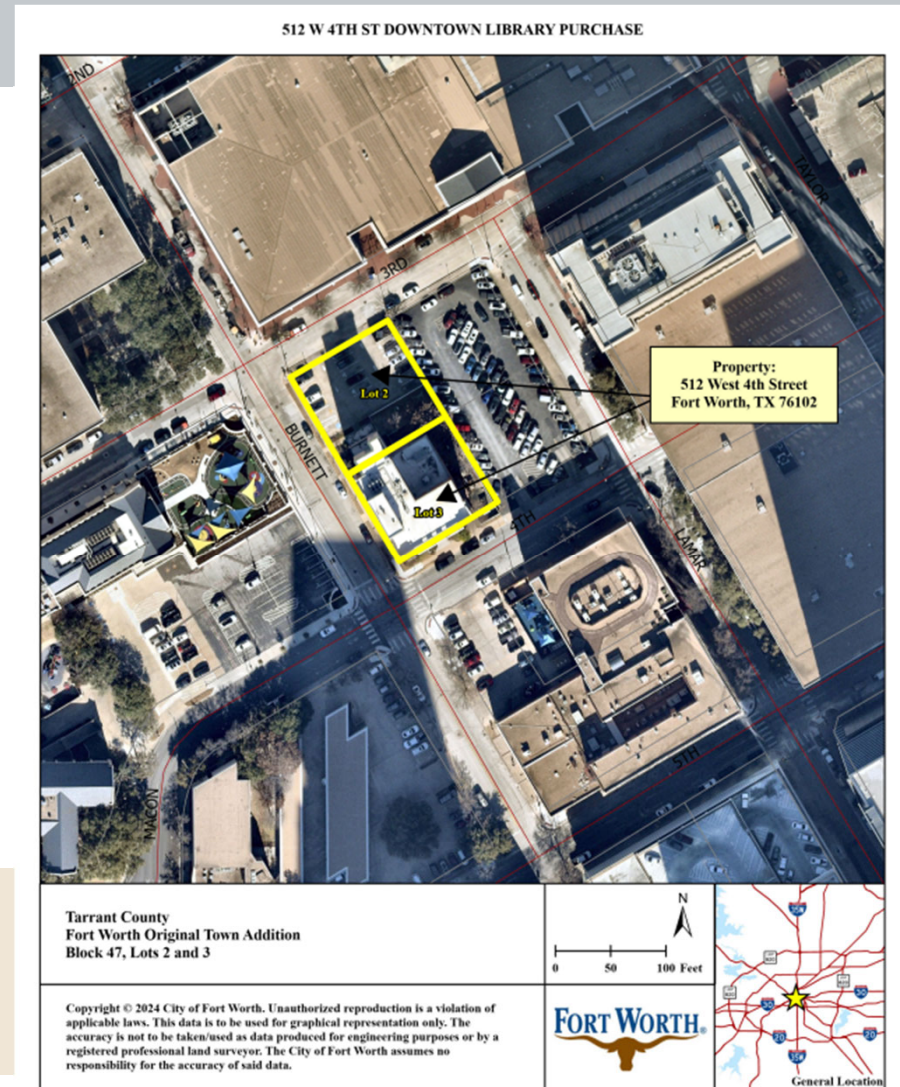
2022 Bond Project

2022 Bond Project

Future Library Action

- The Downtown Library (CD9) purchase was approved August 13, 2024 and used \$6,487,008 from the Central Library Proceeds.
- Pending action for Far NW Library (CD7) will use \$3.4M. *M&C forthcoming FY25, Qtr1.*
- Anticipated further council item to approve the remaining \$6,047,519 in proceeds for the downtown library renovation needs. *M&C date unknown at this time.*

The actions above will utilize 100% of the Central Library Sale Proceeds

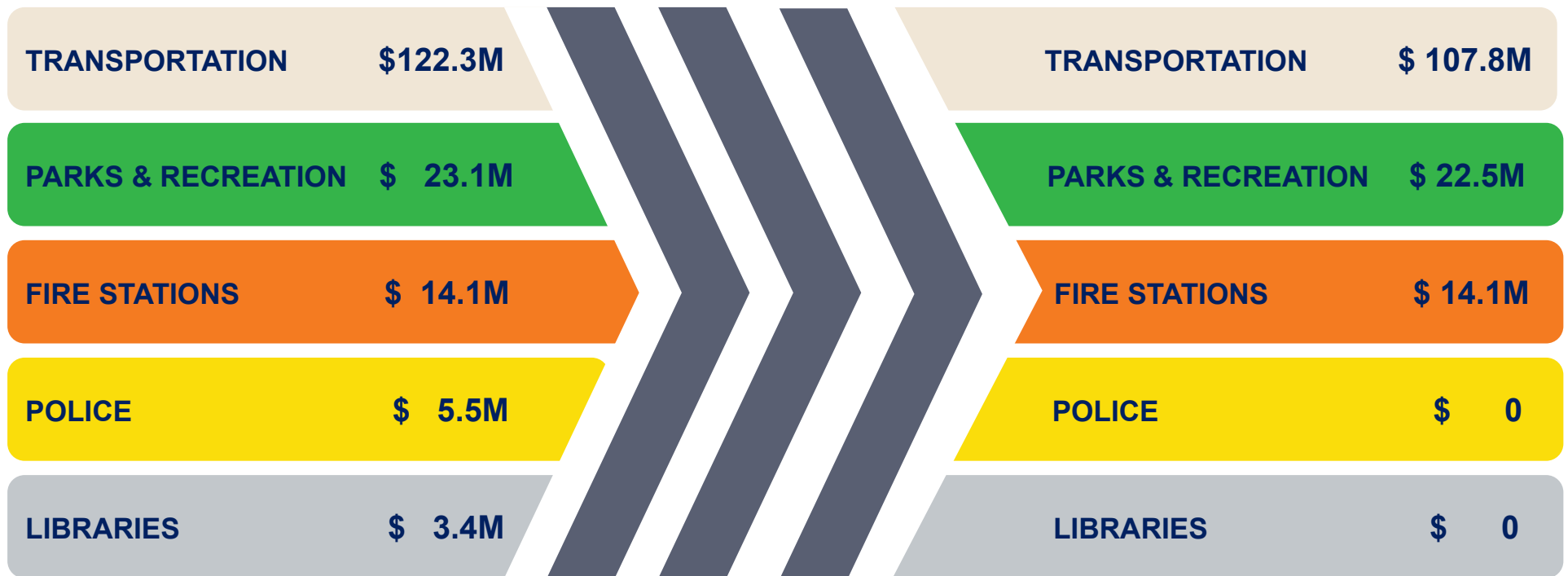


Capital Project Funding Gaps (current)

\$168.5 million
in general capital project gaps

(\$24.1M)

\$144.4 million*
in general capital project gaps



*includes all pending actions

FY2024 Available Resources (current)

\$36.1M



**FY23 Assigned
General Fund -
Fund Balance**

\$33.0M

\$33M (assigned GF) + \$0M (Library proceeds)



FY24 Tax Notes

\$---M



ARPA

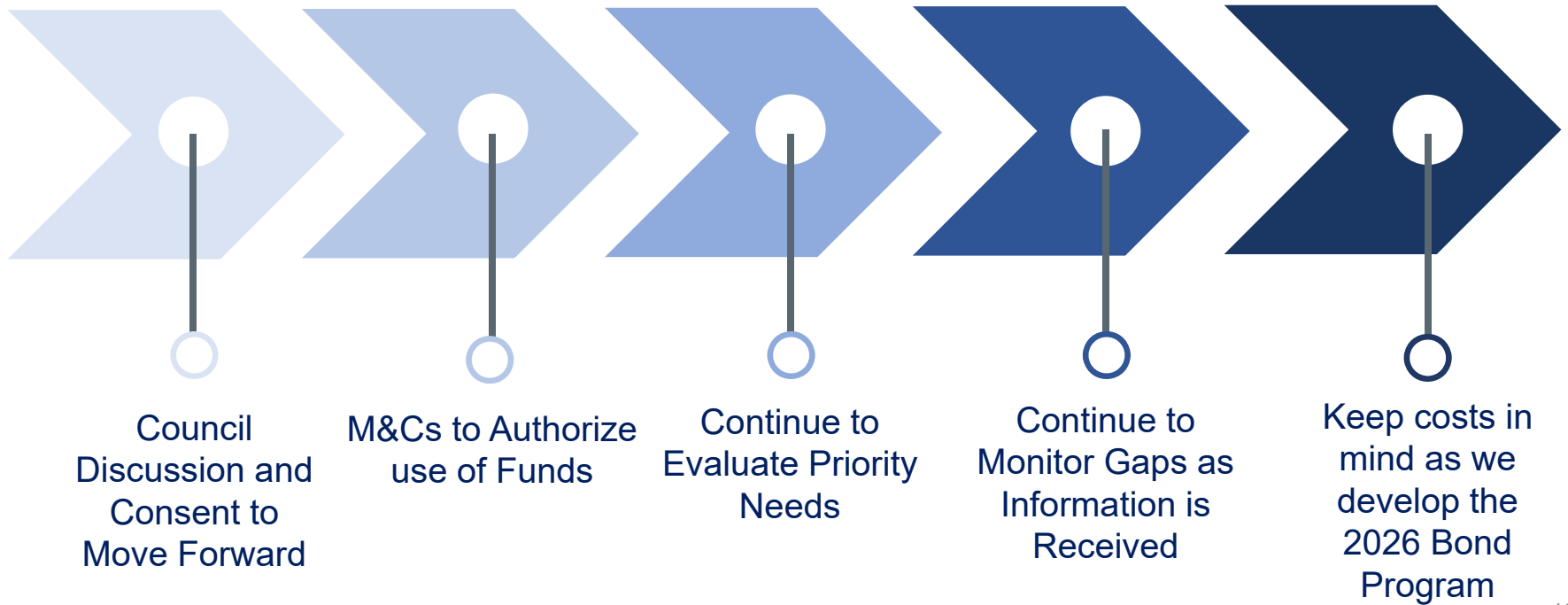
\$3.1M

Staff will continue to utilize bond residuals, impact fees, and other resources as they come available

Remaining Funding Gap Project List

Council District	ID	Project Description	Encumbered or			Funding Gap	ARPA Non	Bond
			Budget	Spent	Remaining Budget		Recovery	
Citywide	101013	Golden Triangle I35-MistyRwood	\$ 2,870,000	\$ 1,040,962	\$ 1,829,038	\$ 7,000,000	NO	Bond Funded
Council District# 2	102217	Cantrell Sansom Rd Widening	3,600,000	369,195	3,230,805	2,419,100	NO	Not Bond Funded
Council District# 3	101659	Fire Station 26	5,341,000	2,030,898	3,204,202	7,048,032	NO	Bond Funded
Council District# 3	103085	Las Vegas Trail	150,000	-	150,000	2,100,000	NO	Not Bond Funded
Council District# 3	103305	Camp Bowie Blvd at Bryant Irvi	2,400,000	516,347	1,883,653	1,375,992	NO	Bond Funded
Council District# 3	103313	Camp Bowie Blvd at Horne St	4,400,000	750,123	3,649,877	1,100,000	NO	Bond Funded
Council District# 3	103670	2821 Lackland Purchase & Reno	2,250,000	204,292	2,045,708	5,000,000	NO	Not Bond Funded
Council District# 3	104185	Fire Station 16	10,450,000	3,078,580	7,371,420	3,663,534	NO	Bond Funded
Council District# 4	101015	Basswood @US 377 & Kroger @377	9,645,000	4,927,804	4,717,196	3,200,000	NO	Bond Funded
Council District# 4	103270	Ray White Road	23,305,000	1,126,216	22,178,784	345,000	NO	Bond Funded
Council District# 4	104186	Fire Station 37	9,500,000	2,549,462	6,950,538	3,442,672	NO	Bond Funded
Council District# 5	103311	Trinity Blvd at Euleess South M	2,900,000	523,274	2,376,726	805,600	NO	Bond Funded
Council District# 5	103855	ARPA Stop Six Hub Community	17,500,000	1,556,951	15,943,049	8,612,644	YES	Bond Funded
Council District# 5	104302	Stop Six Aquatics Facility	8,200,000	562,897	7,637,103	4,980,026	NO	Bond Funded
Council District# 6	C02505	McCart Ave. & McPherson Blvd	4,000,000	-	4,000,000	6,500,000	NO	Bond Funded
Council District# 7	103299	WJ Boaz Rd West Half	12,300,000	1,765,357	10,534,643	17,900,000	NO	Bond Funded
Council District# 7	105569	Old Decatur Rd (Saginaw ILA)	-	-	-	1,000,000	NO	Not Bond Funded
Council District# 7	104391	Keller Haslet Road Extension	800,000	800,000	-	100,000	NO	Not Bond Funded
Council District# 8	103271	Everman Pkwy (Rosedale Springs	22,200,000	73,672	22,126,328	7,600,000	NO	Bond Funded
Council District# 9	103314	Main St- Downtown Signal Corri	3,600,000	849,754	2,750,246	876,500	NO	Bond Funded
Council District# 9	104196	2022 Bond FireStation CC	11,575,000	125,618	11,449,382	6,294,000	NO	Bond Funded
Council District#10	101014	Avondale Haslet Road	17,020,000	-	17,020,000	21,000,000	NO	Bond Funded
Council District#10	103276	Keller Hicks Road	9,200,000	964,187	8,235,813	3,000,000	NO	Bond Funded
Council District#10	105568	Westport Pkwy-High Mesa to 170	-	-	-	500,000	NO	Not Bond Funded
Grand Total			\$ 183,206,000	\$ 23,815,586	\$ 159,284,513	\$ 115,863,100		

Next Steps



Discussion