

# Commercial District Overview

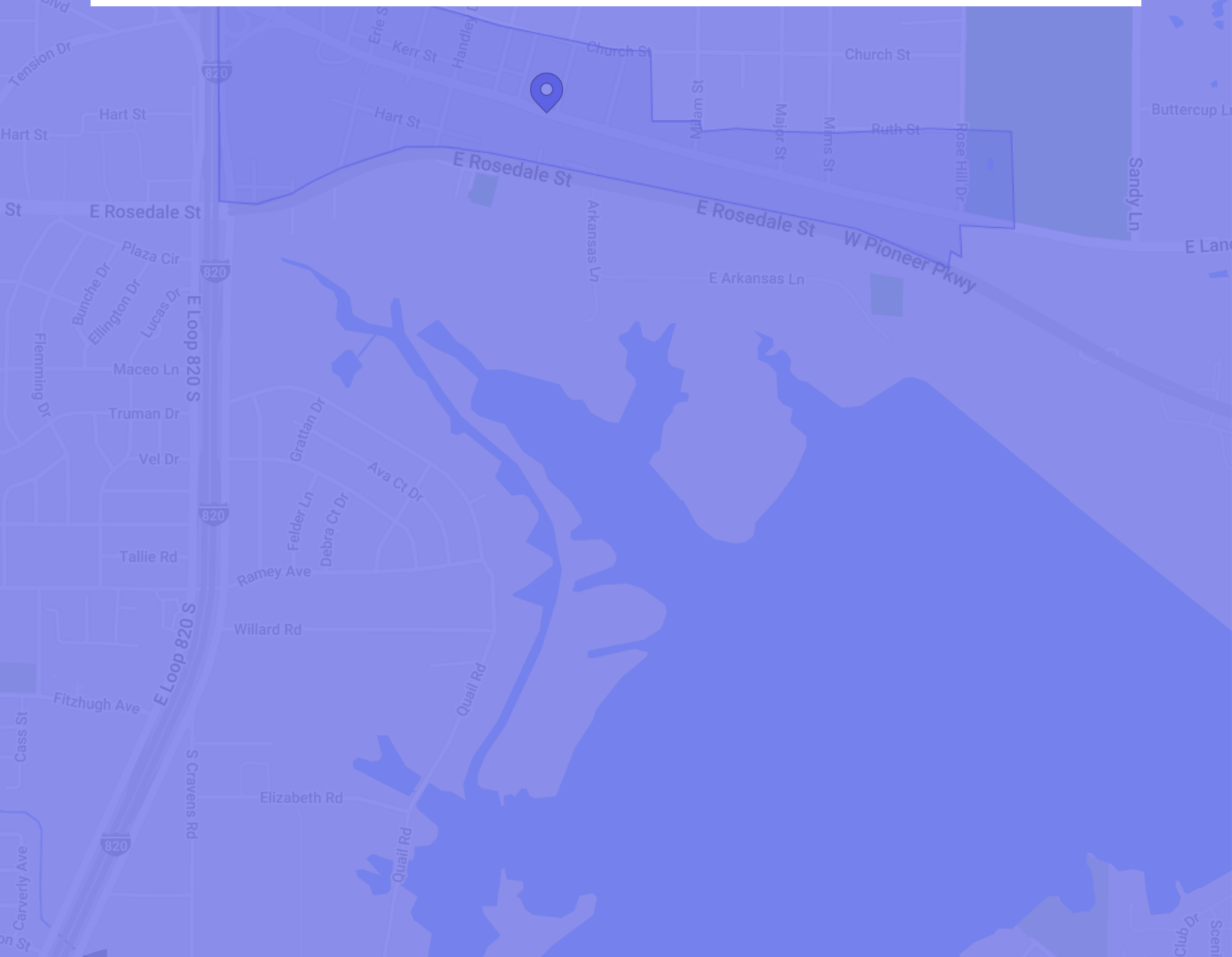
Oct 1, 2021 - Sep 30, 2022

Property:



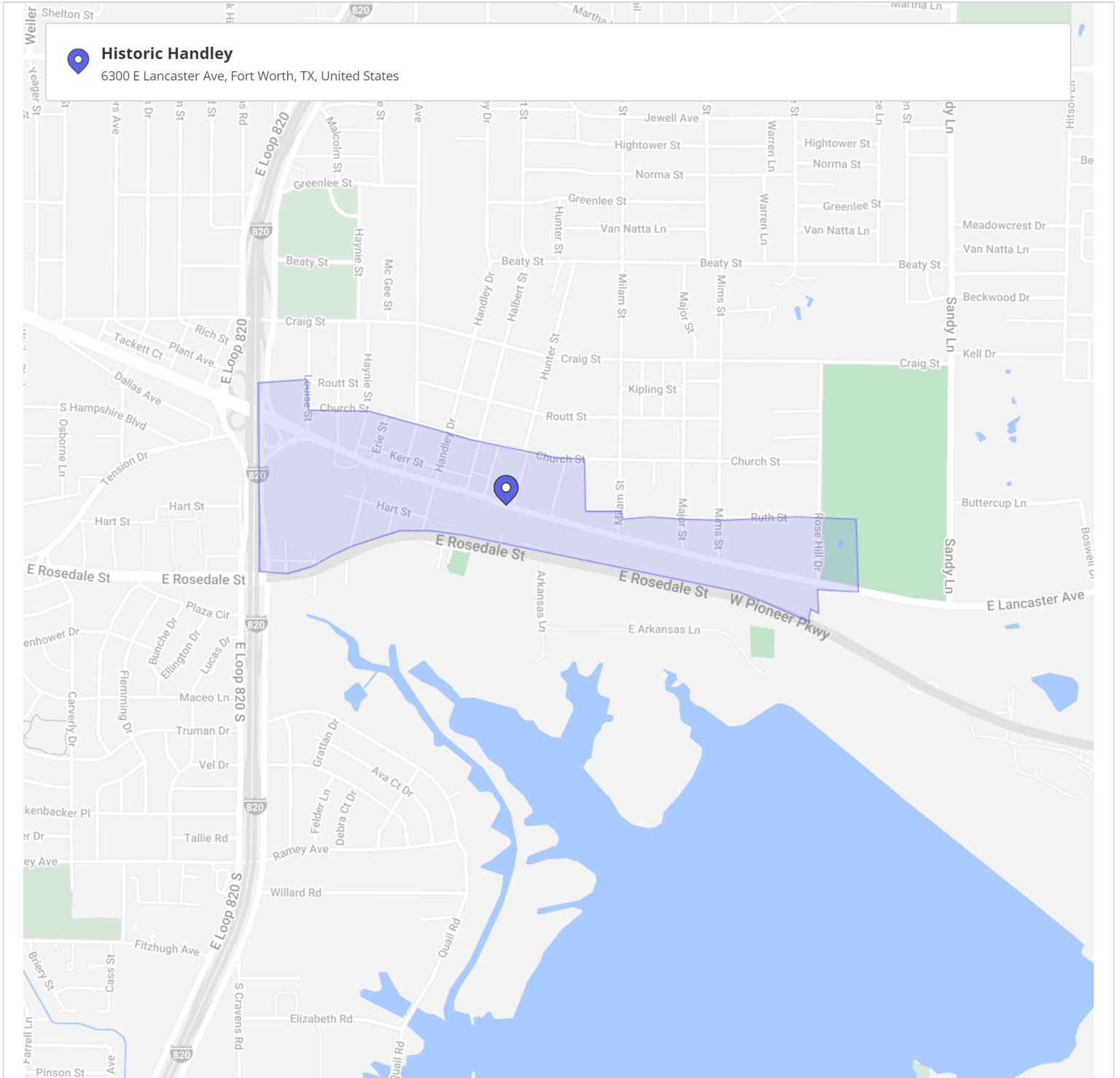
**Historic Handley**

6300 E Lancaster Ave, Fort Worth, TX 76112



# Commercial District Overview

Oct 1, 2021 - Sep 30, 2022



# Commercial District Overview

Oct 1, 2021 - Sep 30, 2022



## Metrics

### Historic Handley

6300 E Lancaster Ave, Fort Worth, TX :

Visits	611.8K	Visit Frequency	3.21
Visitors	190.7K	Avg. Dwell Time	109 min

Oct 1st, 2021 - Sep 30th, 2022

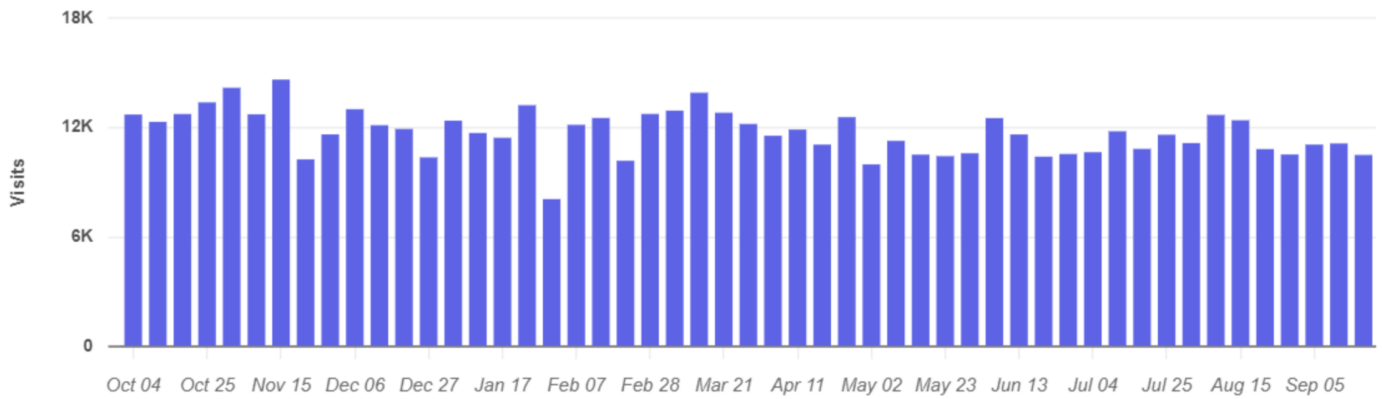
Data provided by Placer Labs Inc. ([www.placer.ai](http://www.placer.ai))



## Visits Trend

### Historic Handley

E Lancaster Ave, Fort Worth, TX



Weekly | Visits | Oct 1st, 2021 - Sep 30th, 2022

Data provided by Placer Labs Inc. ([www.placer.ai](http://www.placer.ai))



# Commercial District Overview

Oct 1, 2021 - Sep 30, 2022



## Typical Visitor Persona

*Historic Handley*



Ethnicity White

Income \$75K - \$100K

Data provided by Placer Labs Inc. ([www.placer.ai](http://www.placer.ai))

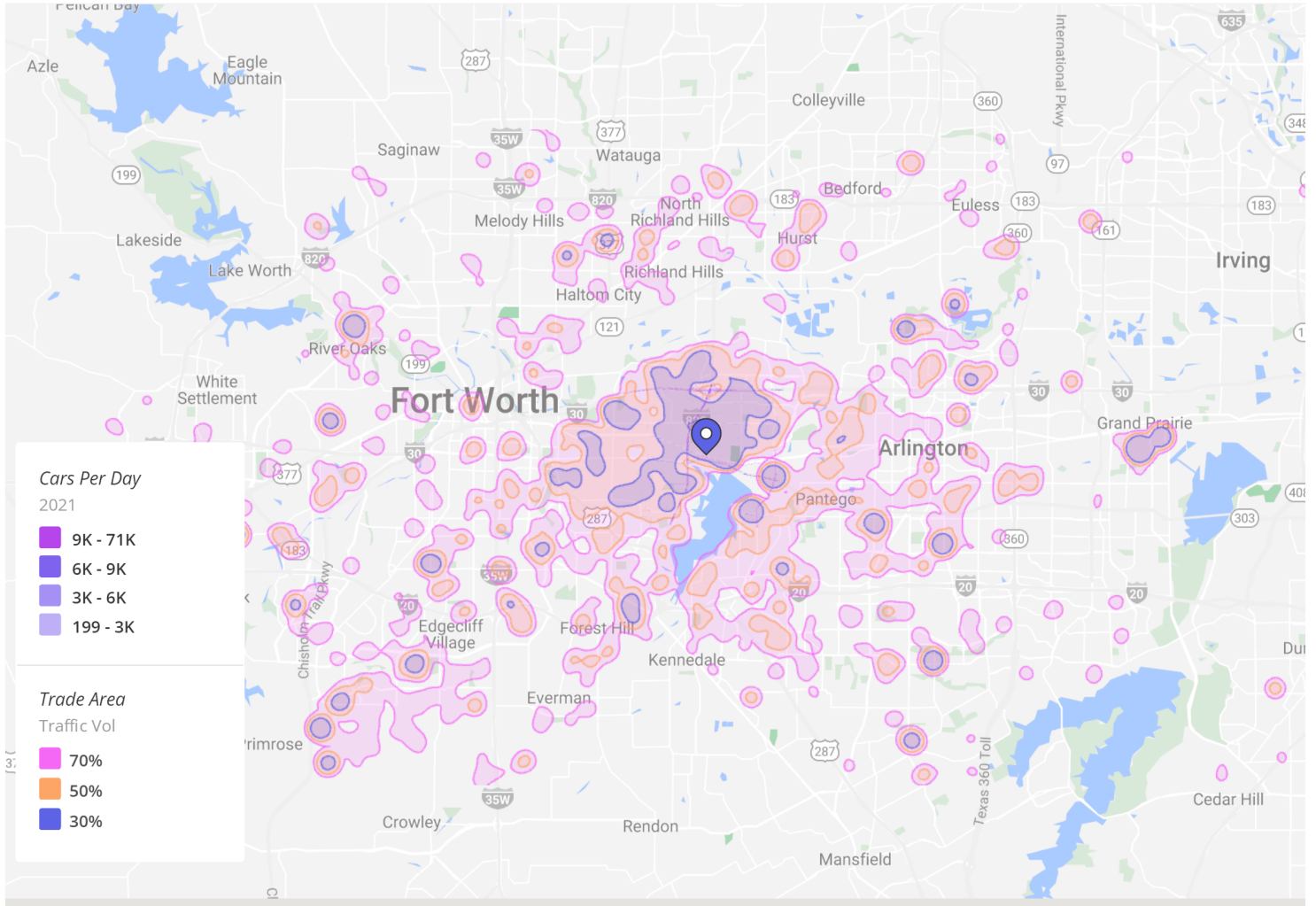


# Commercial District Overview

Oct 1, 2021 - Sep 30, 2022



## Market Landscape



East Lancaster | Oct 1st, 2021 - Sep 30th, 2022  
Data provided by Placer Labs Inc. ([www.placer.ai](http://www.placer.ai))



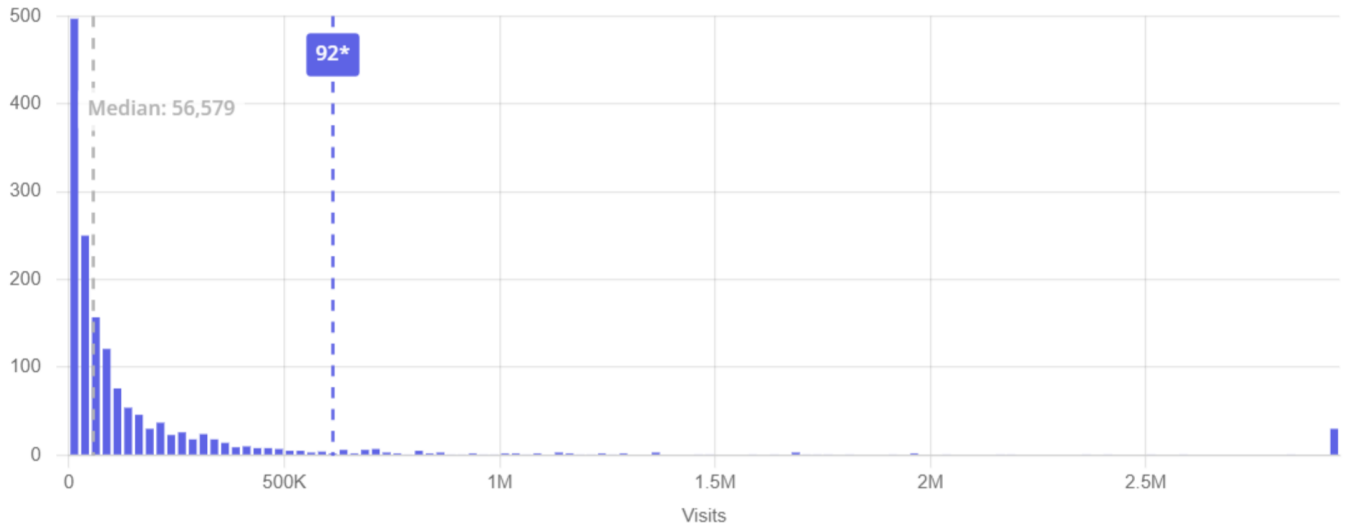
# Commercial District Overview

Oct 1, 2021 - Sep 30, 2022



## Percentile Rank - Chain: Historic Handley

● Historic Handley / E Lancaster Ave



Data provided by Placer Labs Inc. ([www.placer.ai](http://www.placer.ai))



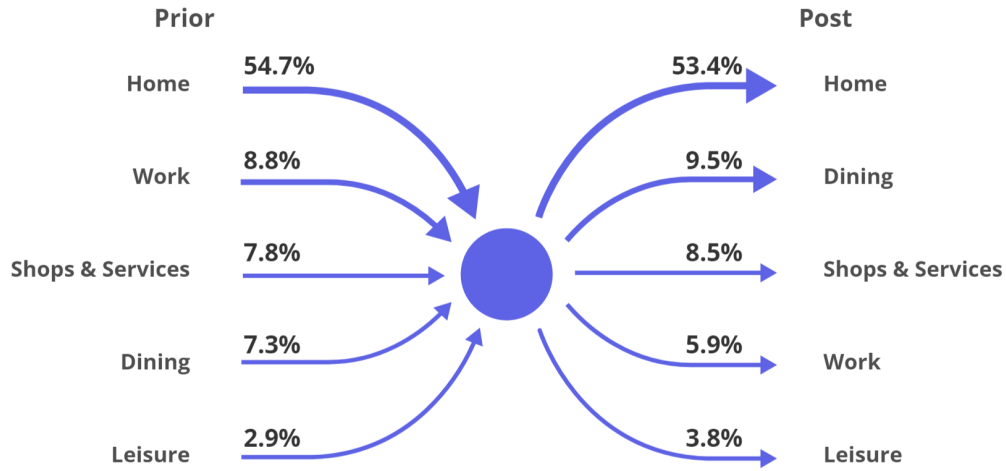
# Commercial District Overview

Oct 1, 2021 - Sep 30, 2022



## Visitor Journey

**Historic Handley**  
6300 E Lancaster Ave, Fort Worth, TX 76112

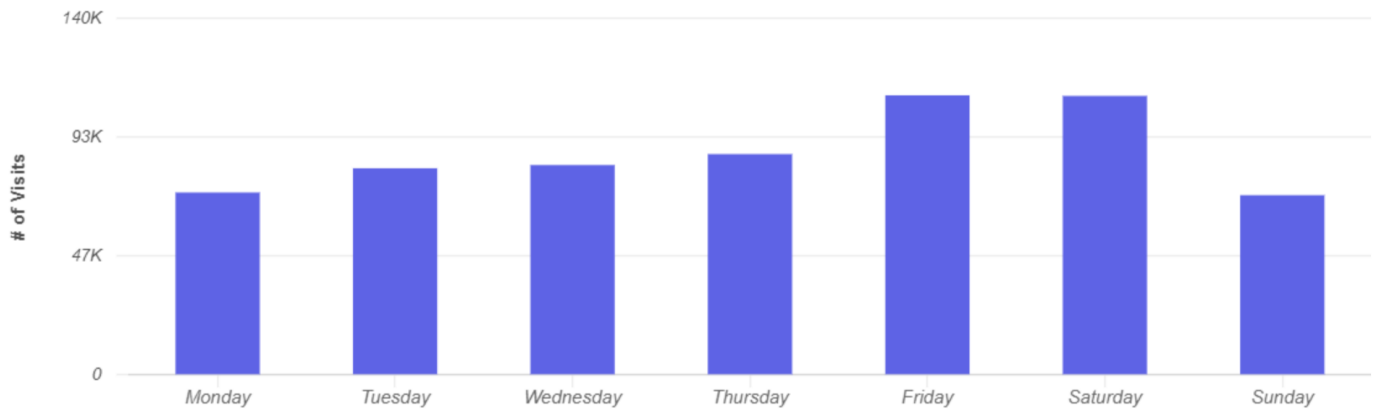


Show by: Category Group | Oct 1st, 2021 - Sep 30th, 2022  
Data provided by Placer Labs Inc. (www.placer.ai)



## Daily Visits

**Historic Handley**  
6300 E Lancaster Ave, Fort Worth, T



Visits | Oct 1st, 2021 - Sep 30th, 2022  
Data provided by Placer Labs Inc. (www.placer.ai)



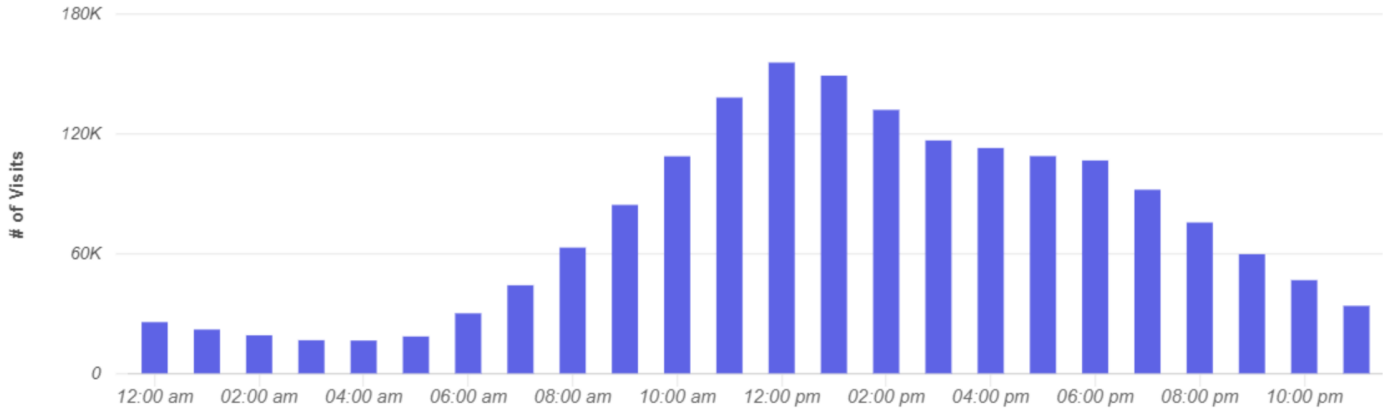
# Commercial District Overview

Oct 1, 2021 - Sep 30, 2022



## Hourly Visits

**Historic Handley**  
6300 E Lancaster Ave, Fort Worth, T



Visits | Oct 1st, 2021 - Sep 30th, 2022

Data provided by Placer Labs Inc. ([www.placer.ai](http://www.placer.ai))





# Commercial District Overview

Oct 1, 2021 - Sep 30, 2022



## Favorite Places

Historic Handley / E Lancaster Ave, Fort Worth, TX

Rank	Name	Distance	Visitors
1	Dallas-Fort Worth International Airport / 2400 Aviation Drive, Dallas, TX 75261	15.6 mi	64.8K (34%)
2	The Parks Mall at Arlington / 3811 S Cooper St, Arlington, TX 76015	6.1 mi	63.4K (33.2%)
3	North East Mall / 1101 Melbourne Rd, Hurst, TX 76053	6.8 mi	56.3K (29.5%)
4	Eastchase Village / 8351 Anderson Blvd, Fort Worth, TX 76120	3.4 mi	55.7K (29.2%)
5	Fort Worth Stockyards Station / 140 E Exchange Ave, Fort Worth, TX 76164	8.4 mi	52.3K (27.4%)
6	Dixie House Cafe / 6200 E Lancaster Ave, Fort Worth, TX 76112	0.4 mi	50.5K (26.5%)
7	Walmart / 8401 Anderson Blvd, Fort Worth, TX 76120	3.5 mi	48.6K (25.5%)
8	Lincoln Square / 401-499 Lincoln Square, Arlington, TX 76011	7 mi	45K (23.6%)
9	Montgomery Plaza / 2600 W 7th St, Fort Worth, TX 76107	8.1 mi	40.3K (21.1%)
10	Bardin Place Center / 4654 S Cooper St, Arlington, TX 76017	6.1 mi	40K (21%)

Category: All Categories | Min. Visits: 1 | Oct 1st, 2021 - Sep 30th, 2022  
Data provided by Placer Labs Inc. ([www.placer.ai](http://www.placer.ai))



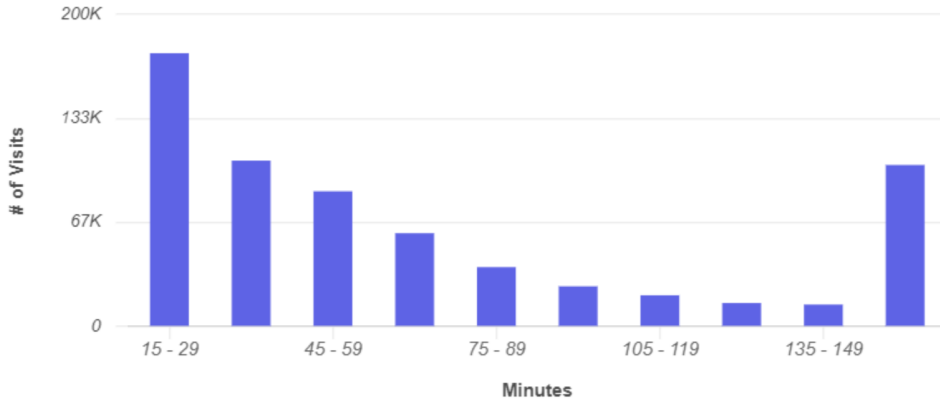
# Commercial District Overview

Oct 1, 2021 - Sep 30, 2022



## Length of Stay

**Historic Handley**  
6300 E Lancaster Ave, Fort Worth, T



Average Stay	109 min
Median Stay	52 min

Visits | Oct 1st, 2021 - Sep 30th, 2022  
Data provided by Placer Labs Inc. ([www.placer.ai](http://www.placer.ai))



# Commercial District Overview

Oct 1, 2021 - Sep 30, 2022



## Visitor Journey - Routes