




Neighborhood  
Services

FINAL

DECEMBER  
2024



**CONSOLIDATED  
ANNUAL PERFORMANCE AND  
EVALUATION REPORT  
(CAPER) 2023-2024**

## **CR-05 - Goals and Outcomes**

### **Progress the jurisdiction has made in carrying out its strategic plan and its action plan. 91.520(a)**

This could be an overview that includes major initiatives and highlights that were proposed and executed throughout the program year.

The 2023-2024 Consolidated Annual Performance and Evaluation Report (CAPER) summarizes how the City of Fort Worth (City) spent federal funds for housing and community development and reports the City's progress in meeting its goals for the reporting period October 1, 2023, through September 30, 2024. The CAPER includes activities funded by the Community Development Block Grant (CDBG), Emergency Solutions Grant (ESG), HOME Investment Partnerships Program (HOME), and Housing Opportunities for Persons with AIDS (HOPWA) grants. The following is a summary of City progress in meeting goals:

1. **Rental Housing:** The Cowan Place Senior Apartments (Project) is a multifamily, affordable senior apartment complex. The Project consists of 174 units for seniors 55 and older, with 156 of those units set aside for households earning sixty percent or less of area median income (AMI) and at least five percent of the total units set aside as Permanent Supportive Housing (PSH) units. A total of 13 units will be made Accessible Units in accordance with Section 504 requirements, 4 units will be designated as low-HOME units and a total of 9 units will be PSH units.
2. **Single-Family Construction:** Four (4) single-family homes in the Polytechnic Heights Neighborhood have been or will be developed by the City's nonprofit partner, Development Corporation of Tarrant County. Three (3) homes are completed and have or will be sold to HOME- eligible buyers at or below the 80% AMI as set by the U.S. Department of Housing and Urban Development (HUD). One (1) home is still under construction and is expected to be completed by July 2025.
3. **Homeownership:** 34 homebuyers received down payment and closing cost assistance and 279 households received homeownership training.
4. **Housing Rehabilitation:** 329 low- and moderate-income homeowners received repairs to their homes through the Cowtown Brush Up Program, Priority Repair Program, and Lead Safe Program. Also, 66 income-eligible homeowners received accessibility improvements through REACH and Trinity Habitat for Humanity's Preserve-A-Home program in the Rosemont, Historic Carver Heights, and Carver Heights East neighborhoods. The Healthy Homes for Seniors program also provided exterior home repairs for 102 eligible residents from 2021-2024.

5. Homeless Housing and Service Activities: 60 persons at risk of becoming homeless were provided with Homelessness Prevention assistance (TSA); 20 households experiencing homelessness received Rapid Rehousing rental assistance (CTL); 8,721 individuals experiencing homelessness received outreach, case management, and emergency shelter services.
6. Public Service Activities: 1,224 low-income youth received reading, STEM, coaching, mentoring, counseling and other support services; 443 low-income persons received economic empowerment and financial resilience services; 536 low income persons with special needs received supportive services, and/ or housing support services (CFW,TCSH,AOC,CC) 203 low-income seniors received financial exploitation prevention services, and 191 low-income, disabled, food-insecure and/or homebound senior citizens received congregate meals delivered to their home.

**Comparison of the proposed versus actual outcomes for each outcome measure submitted with the consolidated plan and explain, if applicable, why progress was not made toward meeting goals and objectives. 91.520(g)**

Categories, priority levels, funding sources and amounts, outcomes/objectives, goal outcome indicators, units of measure, targets, actual outcomes/outputs, and percentage completed for each of the grantee’s program year goals.

Goal	Category	Source / Amount	Indicator	Unit of Measure	Expected – Strategic Plan	Actual – Strategic Plan	Percent Complete	Expected – Program Year	Actual – Program Year	Percent Complete
Accessibility Improvements	Non-Homeless Special Needs	CDBG: \$	Homeowner Housing Rehabilitated	Household Housing Unit	325	48	14.77%	65	48	73.85%
Affordable Housing (Renters and Owners)	Affordable Housing	CDBG: \$ / HOME: \$	Public service activities other than Low/Moderate Income Housing Benefit	Persons Assisted	0	279	0%	0	279	0%

Affordable Housing (Renters and Owners)	Affordable Housing	CDBG: \$ / HOME: \$	Public service activities for Low/Moderate Income Housing Benefit	Households Assisted	1200	0	0%	240	0	0%
Affordable Housing (Renters and Owners)	Affordable Housing	CDBG: \$ / HOME: \$	Rental units constructed	Household Housing Unit	900	0	0%	180	0	0%
Affordable Housing (Renters and Owners)	Affordable Housing	CDBG: \$ / HOME: \$	Homeowner Housing Added	Household Housing Unit	1240	0	0%	248	0	0%
Affordable Housing (Renters and Owners)	Affordable Housing	CDBG: \$ / HOME: \$	Direct Financial Assistance to Homebuyers	Households Assisted	100	0	0%	20	0	0%
Aging-In-Place	Non-Homeless Special Needs	CDBG: \$	Public service activities other than Low/Moderate Income Housing Benefit	Persons Assisted	16925	397	2.35%	3385	397	11.73%
Children/ Youth Services	Non-Housing Community Development	CDBG: \$	Public service activities other than Low/Moderate Income Housing Benefit	Persons Assisted	12500	1224	9.79%	2500	1224	48.96%

Economic Empowerment and Financial Resilience	Non-Housing Community Development	CDBG: \$	Public service activities other than Low/Moderate Income Housing Benefit	Persons Assisted	1940	443	22.84%	388	443	114.18%
Healthy Living and Wellness	Non-Housing Community Development	CDBG: \$	Public service activities other than Low/Moderate Income Housing Benefit	Persons Assisted	19000	103	0.54%	3800	103	2.71%
Homelessness Prevention and Special Needs Support	Homeless	CDBG: \$ HOPWA: \$ / ESG: \$	Public service activities other than Low/Moderate Income Housing Benefit	Persons Assisted	0	27	0%	0	27	0%
Homelessness Prevention and Special Needs Support	Homeless	CDBG: \$ / HOPWA: \$ / ESG: \$	Public service activities for Low/Moderate Income Housing Benefit	Households Assisted	730	0	0%	146	0	0%
Homelessness Prevention and Special Needs Support	Homeless	CDBG: \$ / HOPWA: \$ / ESG: \$	Tenant-based rental assistance / Rapid Rehousing	Households Assisted	565	27	4.78%	113	27	23.89%

Homelessness Prevention and Special Needs Support	Homeless	CDBG: \$ / HOPWA: \$ / ESG: \$	Homeless Person Overnight Shelter	Persons Assisted	29280	0	0%	5856	0	0%
Homelessness Prevention and Special Needs Support	Homeless	CDBG: \$ / HOPWA: \$ / ESG: \$	Homelessness Prevention	Persons Assisted	625	0	0%	125	0	0%
Homelessness Prevention and Special Needs Support	Homeless	CDBG: \$ / HOPWA: \$ / ESG: \$	Jobs created/retained	Jobs	0	0	0%	0	0	0%
Homelessness Prevention and Special Needs Support	Homeless	CDBG: \$ / HOPWA: \$ / ESG: \$	HIV/AIDS Housing Operations	Household Housing Unit	300	27	9.00%	60	27	45.00%
Housing Preservation and Rehabilitation	Affordable Housing	CDBG: \$ / HOME: \$	Rental units rehabilitated	Household Housing Unit	400	0	0%	200	0	0%
Housing Preservation and Rehabilitation	Affordable Housing	CDBG: \$ / HOME: \$	Homeowner Housing Rehabilitated	Household Housing Unit	1650	262	15.88%	330	262	79.39%

Neighborhood Improvement and Revitalization	Non-Housing Community Development	CDBG: \$	Public Facility or Infrastructure Activities other than Low/Moderate Income Housing Benefit	Persons Assisted	10000	0	0%			
---	-----------------------------------	----------	---	------------------	-------	---	----	--	--	--

**Table 1 - Accomplishments – Program Year & Strategic Plan to Date**

**Assess how the jurisdiction’s use of funds, particularly CDBG, addresses the priorities and specific objectives identified in the plan, giving special attention to the highest priority activities identified.**

Goals for the 2023-2024 Action Plan year were met in the following areas:

- Homelessness Prevention and Special Needs Support
  - Due to ESG and HOPWA requiring a separate reporting system, the actual number of clients and households served will not show in this table in all areas except for the areas listed below.
- Economic Empowerment and Financial Resilience
- Affordable Housing-Public service activities for Low/Moderate Income Housing Benefit
  - The table does not reflect this due to a technical issue in IDIS.

Goals for the 2023-2024 Action Plan year were NOT met in the following areas.

- Affordable Housing:
  - Rental Units Constructed- project is currently underway (Columbia Renaissance and Mason Heights)
  - Homeowner Housing added-1 home was completed and sold to a HOME-eligible buyer, remaining homes are still underway and expected to be completed during the current 2024-2025 Action Plan year.
  - Direct Financial Assistance- The City is still utilizing funds from 2022-2023 to provide downpayment and closing costs assistance to homebuyers. The City will make a plan to increase the awareness and utilization of the Homebuyer

Assistance Program.

- Housing Preservation and Rehabilitation
  - A Notice of Funding Availability went out in November 2024 for a multifamily rehabilitation project. Partner agencies for Homeowner housing rehabilitation did not meet their goal to an overestimate of homes to be rehabilitated and project timelines.

Expected goals were overestimated for the program year in the following areas

- Children and Youth Services, Aging in Place, Healthy Living and Wellness, Accessibility Improvements, Homelessness Prevention and Special Needs Support-Tenant Based Residential Assistance, Public service activities other than Low/Moderate Income Housing Benefit, HIV/AIDS Housing Benefit
  - The City will set more attainable goals and enforce a corrective action plan-as needed during the next program year.



**CR-10 - Racial and Ethnic composition of families assisted**

Describe the families assisted (including the racial and ethnic status of families assisted). 91.520(a)

<u>RACE</u>	CDBG	HOME	ESG	HOPWA	TOTAL
White	1581	38	0	0	1619
Black/African American	1460	61	0	0	1521
Asian	28	0	0	0	28
American Indian or American Native	14	0	0	0	14
Native Hawaiian or other Pacific Islander	5	0	0	0	5
<b>TOTAL</b>	3088	99	0	00	3187
<u>ETHNICITY</u>	CDBG	HOME	ESG	HOPWA	TOTAL
Hispanic	770	40			810
Not Hispanic	2318	59			2377

**Table 2 – Table of assistance to racial and ethnic populations by source of funds**

**Narrative**

City-funded programs have continued to be effective in reaching a diverse population throughout Fort Worth, including low-income individuals, seniors, racially and ethnically minorities, persons with mobility impairments, and those experiencing homelessness. This includes all of the programs/services offered throughout the Neighborhood Services Department and/or its subrecipient agency partners - Homebuyer Assistance Program, Priority Repair Program, Cowtown Brushup, Lead Hazard Reduction Program, REACH Project Ramp, and homeless services provided through partner agencies. ESG demographic information is submitted through SAGE HMIS. HOPWA demographic information is submitted separately through Cloudburst Group.

**CR-15 - Resources and Investments 91.520(a)**

**Identify the resources made available**

Source of Funds	Source	Resources Made Available	Amount Expended During Program Year
CDBG	public - federal	\$7,019,279.15	\$10,320,020.75
HOME	public - federal	\$3,271,119.00	\$4,372,397.53
HOPWA	public - federal	\$2,576,174.00	\$2,237,114.71
ESG	public - federal	\$610,543.00	\$738,590.62

**Table 3 - Resources Made Available**

**Narrative**

The above resources made available include all funds allocated for the 2023-2024 program year and anticipated program income. The expenditures include funds from both current and prior years, as well as expenditures of program income received during the year. Many projects, such as public facilities or affordable housing development, take more than one year to complete. During the reporting period, the following Federal Program Administration requirements were met:

- CDBG: 100% of CDBG funds spent were dedicated to activities that benefited low- and moderate-income individuals, thus exceeding the 70% minimum standard for overall program benefits. 20% of the CDBG funds expended were spent on planning and administration, thus complying with the 20% cap for administration. 15% of the CDBG funds were spent on public service activities, thus complying with the 15% cap for public service activities.
- Timeliness Test: The City expended CDBG funds in a timely manner in accordance with HUD regulations, which require that a grantee not have more than 1.5 times its prior year grant amount on hand, 60 days before the end of its program year.
- HOME: HOME funds spent on planning and administration were less than the 10% cap for administration. The funds expended included Program Income from loan repayments received during the year. The City met the statutory 24-month total commitment and CHDO reservation deadline for its FY2021 HOME allocation, as well as the statutory 8-year expenditure requirement for its FY 2015 HOME allocation.

**Identify the geographic distribution and location of investments**

Target Area	Planned Percentage of Allocation	Actual Percentage of Allocation	Narrative Description
Citywide	100	100	Comprehensive

**Table 4 – Identify the geographic distribution and location of investments**

**Narrative**

Though most HUD-funded programs are geographically distributed citywide, and the Consolidated Plan does not designate particular target area goals, the City also funded some projects in targeted areas during the program year.

**Citywide Programs:** Rehabilitation and homebuyer programs are offered citywide, with all residents eligible to apply based on income and other program requirements. These include the Cowtown Brush Up, Lead Safe, REACH, and Priority Repair programs which offer housing rehabilitation assistance to low- and moderate-income homeowners citywide. However, based on the age of housing stock and the residency pattern of lower-income homeowners, the majority of homes completed for these housing rehabilitation programs are located in central city areas as shown on the attached maps. The Homebuyer Assistance Program (HAP) provided down payment and closing cost assistance to income-eligible applicants on a citywide basis. The attached map shows the geographic distribution and location of investments for the HAP program.

Neighborhood street reconstruction projects funded with CDBG are provided in eligible areas citywide. These areas must have 51% low-and moderate-income population in order to qualify and are generally located in areas inside Highway Loop 820. A list of potential streets is provided by the City Transportation and Public Works Department each year, showing the streets in the worst condition in eligible areas. The list is published to obtain citizen input regarding which streets should be reconstructed with federal funds. This process is used each year for the development of the annual Action Plan for the use of CDBG and other HUD grant funds.

**Target Projects:** Some federal funds have been allocated to targeted areas to revitalize neighborhoods. The City also works with various Community Housing Development Organizations (CHDOs) and housing developers to construct infill housing in targeted neighborhoods. During the program year, HUD grant funds were provided to developers building houses in the Renaissance neighborhood.

## **Leveraging**

**Explain how federal funds leveraged additional resources (private, state and local funds), including a description of how matching requirements were satisfied, as well as how any publicly owned land or property located within the jurisdiction that was used to address the needs identified in the plan.**

Private and local funds are leveraged by both housing and public service activities. For public services, CDBG, ESG, and HOPWA subrecipient non-profit agencies documented leveraged funds from additional private and public, non-HUD resources. The statutory ESG match requirements were met by each of the five (5) subrecipient agencies as outlined below.

**Center for Transforming Lives** met the ESG match requirement through the leveraging of donations and grants received from Tarrant County, City of Arlington, and Continuum of Care. These leveraged funds were used to cover staff salaries and fringe benefits, utilities, operation expenses, and rental assistance/security deposits for clients.

**Presbyterian Night Shelter** met the ESG match requirement through the leveraging of private fundraising, donations from Tarrant County ESG, and FEMA Emergency Food & Shelter Program. Leveraged funds were used to cover the costs of staff salaries, fringe benefits, utilities, operation expenses and meals served to shelter clients.

**The Salvation Army** met the ESG match requirement through the leveraging of private fundraising, Directions Home grant, TDHCA ESG, and unrestricted general donations. Leveraged funds were used to pay staff salaries, fringe benefits, and rental assistance to clients.

**SafeHaven of Tarrant County** met the ESG match requirement through the leveraging of private donations from the Fort Worth Foundation and Tarrant County ESG. Leveraged funds were used to cover costs for staff salaries, fringe benefits, utilities, maintenance, and program supplies.

For HOPWA, the two project sponsors (AIDS Outreach Center, Tarrant County Samaritan Housing), leveraged funds from fundraising, private donations, Tarrant County Public Health Department, Tarrant County Community Development, and other federal resources including Ryan White HIV/AIDS program funds.

The Homebuyer Assistance Program (HAP) leveraged **\$2,041,790.95** in funds from home mortgages made by private lenders. HOME-funded multifamily developments leverage significant amounts of private lenders.

HOME match obligations were met through the leverage of waived interest from Trinity Habitat for Humanity home loans.

<b>Fiscal Year Summary – HOME Match</b>	
1. Excess match from prior Federal fiscal year	2,082,799.52
2. Match contributed during current Federal fiscal year	953,068.41
3. Total match available for current Federal fiscal year (Line 1 plus Line 2)	3,035,867.93
4. Match liability for current Federal fiscal year	300,000.00
5. Excess match carried over to next Federal fiscal year (Line 3 minus Line 4)	2,735,867.93

**Table 5 – Fiscal Year Summary - HOME Match Report**

<b>Match Contribution for the Federal Fiscal Year</b>								
<b>Project No. or Other ID</b>	<b>Date of Contribution</b>	<b>Cash (non-Federal sources)</b>	<b>Foregone Taxes, Fees, Charges</b>	<b>Appraised Land/Real Property</b>	<b>Required Infrastructure</b>	<b>Site Preparation, Construction Materials, Donated labor</b>	<b>Bond Financing</b>	<b>Total Match</b>
Present value of yield foregone - Trinity Habitat for Humanity - Homebuyer Assistance Program	9/30/2024	0	953,068	0	0	0	0	953,068

**Table 6 – Match Contribution for the Federal Fiscal Year**

**HOME MBE/WBE report**

<b>Program Income – Enter the program amounts for the reporting period</b>				
<b>Balance on hand at beginning of reporting period</b>	<b>Amount received during reporting period</b>	<b>Total amount expended during reporting period</b>	<b>Amount expended for TBRA</b>	<b>Balance on hand at end of reporting period</b>
<b>\$</b>	<b>\$</b>	<b>\$</b>	<b>\$</b>	<b>\$</b>
265,837.78	10,467.73	208,466.13	0	67,839.38

**Table 7 – Program Income**

**Minority Business Enterprises and Women Business Enterprises – Indicate the number and dollar value of contracts for HOME projects completed during the reporting period**

	Total	Minority Business Enterprises				White Non-Hispanic
		Alaskan Native or American Indian	Asian or Pacific Islander	Black Non-Hispanic	Hispanic	
<b>Contracts</b>						
Number	2	0	0	0	0	2
Dollar Amount	\$1,175,230.00	0	0	0	0	\$1,175,230.00
<b>Sub-Contracts</b>						
Number	0	0	0	0	0	0
Dollar Amount	0	0	0	0	0	0
	Total	Women Business Enterprises	Male			
<b>Contracts</b>						
Number	2	1	1			
Dollar Amount	\$1,175,230.00	\$1,000,000.00	\$175,230.00			
<b>Sub-Contracts</b>						
Number	0	0	0			
Dollar Amount	0	0	0			

**Table 8 - Minority Business and Women Business Enterprises**

**Minority Owners of Rental Property – Indicate the number of HOME assisted rental property owners and the total amount of HOME funds in these rental properties assisted**

	Total	Minority Property Owners				White Non-Hispanic
		Alaskan Native or American Indian	Asian or Pacific Islander	Black Non-Hispanic	Hispanic	
Number	0	0	0	0	0	0
Dollar Amount	0	0	0	0	0	0

**Table 9 – Minority Owners of Rental Property**

<b>Relocation and Real Property Acquisition</b> – Indicate the number of persons displaced, the cost of relocation payments, the number of parcels acquired, and the cost of acquisition						
Parcels Acquired		0		0		
Businesses Displaced		0		0		
Nonprofit Organizations Displaced		0		0		
Households Temporarily Relocated, not Displaced		0		0		
Households Displaced	Total	Minority Property Enterprises				White Non-Hispanic
		Alaskan Native or American Indian	Asian or Pacific Islander	Black Non-Hispanic	Hispanic	
Number	0	0	0	0	0	0
Cost	0	0	0	0	0	0

**Table 10 – Relocation and Real Property Acquisition**



**CR-20 - Affordable Housing 91.520(b)**

**Evaluation of the jurisdiction's progress in providing affordable housing, including the number and types of families served, the number of extremely low-income, low-income, moderate-income, and middle-income persons served.**

	<b>One-Year Goal</b>	<b>Actual</b>
Number of Homeless households to be provided affordable housing units	45	20
Number of Non-Homeless households to be provided affordable housing units	1043	528
Number of Special-Needs households to be provided affordable housing units	168	77
<b>Total</b>	<b>1256</b>	<b>625</b>

**Table 11 – Number of Households**

	<b>One-Year Goal</b>	<b>Actual</b>
Number of households supported through Rental Assistance	408	283
Number of households supported through The Production of New Units	428	0
Number of households supported through Rehab of Existing Units	400	310
Number of households supported through Acquisition of Existing Units	20	32
<b>Total</b>	<b>1256</b>	<b>625</b>

**Table 12 – Number of Households Supported**

**Discuss the difference between goals and outcomes and problems encountered in meeting these goals.**

Table 11 summarizes housing activities by household type, while Table 12 provides the same information but is summarized by assistance type. The City met its goal of rehabilitation of existing units, production of new units, and acquisition of existing units.

The number of households to be assisted with Rental Assistance includes HOPWA TBRA clients, Rapid Rehousing clients, and HOPWA Facility Based Housing Assistance. Rehabilitation of existing units includes the Preserve-A-Home, Priority Repair, Cowtown Brush Up, Lead Safe, and REACH accessibility programs.

The number of homeless persons provided housing includes Rapid Rehousing activities performed by the Center for Transforming Lives, a subrecipient. The number of non-homeless

provided with affordable housing includes both the rehabilitation programs (with the exception of REACH) and the new production of units, as summarized above. The number of special needs persons to be provided with affordable housing includes HOPWA TBRA, HOPWA Facility Based, and the REACH accessibility rehab program.

**Discuss how these outcomes will impact future annual action plans.**

For Rental Assistance, the City will continue to explore opportunities to expand partnerships with existing or new providers.

**Include the number of extremely low-income, low-income, and moderate-income persons served by each activity where information on income by family size is required to determine the eligibility of the activity.**

<b>Number of Households Served</b>	<b>CDBG Actual</b>	<b>HOME Actual</b>
Extremely Low-income	134	2
Low-income	117	5
Moderate-income	59	25
<b>Total</b>	<b>310</b>	<b>32</b>

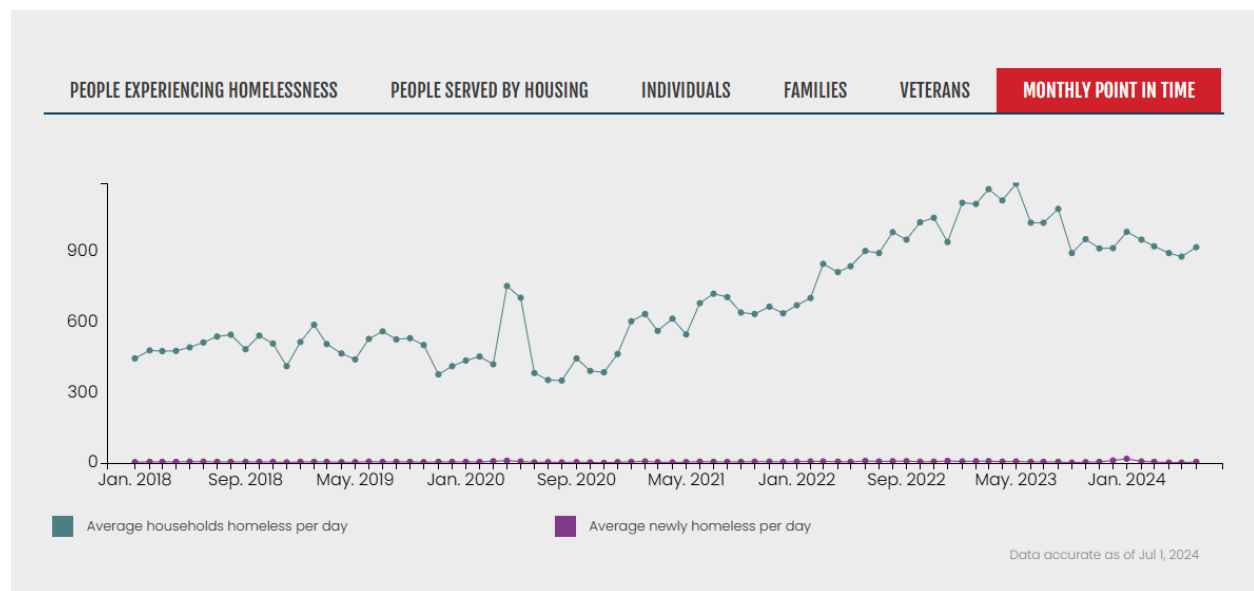
**Table 13 – Number of Households Served**

**CR-25 - Homeless and Other Special Needs 91.220(d, e); 91.320(d, e); 91.520(c)**  
**Evaluate the jurisdiction’s progress in meeting its specific objectives for reducing and ending homelessness through:**

The City of Fort Worth is part of the TX-601 Fort Worth, Arlington/Tarrant County Continuum of Care. According to the 2024 Point in Time Count, there was a reduction in homelessness from January 2023 to January 2024.

Homelessness overall decreased 12% while unsheltered homelessness decreased 11%, veteran homelessness decreased 14% and family homelessness decreased 33%.

The Continuum of Care also maintains a monthly point in time count of households experiencing homelessness as a supplement to the annual point in time count. The monthly point in time count shows the same decrease from January 2023 to January 2024 for households.



Data source: Partnership Home, pulled November 13, 2024.

The City of Fort Worth has approximately 81% of the homeless population of the overall Continuum of Care.

The City of Fort Worth uses approximately \$6.5 million in general funds to supplement federal and state funding for the homelessness system. The City primarily invests in diversion and rapid exit to quickly move households out of homelessness and into housing and also in permanent supportive housing, which supports the most vulnerable chronically homeless population.

## **Reaching out to homeless persons (especially unsheltered persons) and assessing their individual needs**

The City's goal is to reduce unsheltered homelessness by quickly connecting households with permanent housing. The City encourages those living unsheltered to access emergency shelter – however that is not a requirement to access permanent housing. At times, there is no shelter capacity and even those who want to access shelter cannot do so.

Outreach teams are trained to help people acquire needed documents to either establish chronicity and/or disability. Outreach also works with people to obtain identification documents needed to apply for housing and employment.

Street outreach teams that serve the Fort Worth area: Acclaim Street Medicine, My Health, My Resources of Tarrant County, Veterans Administration, Endeavors, CitySquare, Seasons of Change, Transition Resource Action Center, Love and Light Ministries and Hands of Hope. These outreach teams provide services to unsheltered homeless persons to connect them to stable housing. The outreach teams work individually with clients to conduct HUD and housing assessments in accordance with the CoC's Coordinated Assessment System.

The City created a Homeless Outreach Program and Enforcement Team (HOPE team) through the Fort Worth Police Department. This team of officers - police and fire - works with those living unsheltered throughout the city. The City uses general funds for three outreach positions through DRC-Solutions. Two of these positions are embedded within the HOPE Team.

## **Addressing the emergency shelter and transitional housing needs of homeless persons**

In order to better serve the unsheltered population, the City of Fort Worth ("City") through its general funds is providing cold weather emergency shelter overflow beds.

The City provides ESG Funding for emergency shelters and homeless service agencies to maintain the core safety net. Agencies receiving ESG funding for emergency shelter in the 2024-2025 Action Plan include the Presbyterian Night Shelter, Safe Haven of Tarrant County, and True Worth Place (day shelter).

**Helping low-income individuals and families avoid becoming homeless, especially extremely low-income individuals and families and those who are: likely to become homeless after being discharged from publicly funded institutions and systems of care (such as health care facilities, mental health facilities, foster care and other youth facilities, and corrections programs and institutions); and, receiving assistance from public or private agencies that address housing, health, social services, employment, education, or youth needs**

With ESG funding, the City of Fort Worth provides funding for homelessness prevention through

The Salvation Army. There is a preference for serving formerly homeless households. This is a best practice acknowledging the only predictor of homelessness is a prior episode of homelessness.

It is a City goal that any sub-recipient receiving federal funds to benefit homeless persons and persons at risk of homelessness will not discharge any person without conducting a risk assessment and making appropriate referrals to other community resources.

There is a monthly discharge planning meeting hosted by Partnership Home (formerly Tarrant County Homeless Coalition) for homeless response agencies and local hospital staff to continue to solidify processes for discharge that best serve the community.

The hospital discharge committee meets quarterly to increase collaboration between shelters, outreach teams, and healthcare facilities to navigate discharges to homeless situations. This committee includes representatives from local shelters, outreach teams, Tarrant County, City of Fort Worth, the CoC Lead Agency, MHMR, Tarrant County Public Health, John Peter Smith Hospital, Texas Health Resources, Medstar, and Baylor Scott & White. This committee reviews mental health care cases that have had difficulty with placement and provides feedback and resources to local hospitals to avoid discharge to homelessness. Those with chronic health conditions are prioritized for Supportive Housing or assisted by Housing Placement Specialist to identify long term, rehab, or assisted living care.

The CoC encourages homeless service agencies and other organizations which serve homeless and at-risk populations to develop and implement discharge plans that comply with the following general guidelines:

- Clients exiting a shelter and/or transitional housing program should be exited to stable housing, meaning to a decent, safe, and sanitary place meant for human habitation with a rent or mortgage that is affordable for the client at the time of exit.
- For clients exiting the shelter and/or program due to program non-compliance, agency staff should make every effort to ensure that the client is not discharged into homelessness; documentation of efforts must be maintained in the HMIS system on a HUD Exit Assessment form or equivalent.
- For clients receiving financial assistance prior to exit, agency staff should complete an assessment based on currently available income data. The purpose of this assessment is to determine whether stable housing will be maintained as a result of an income-producing job and/or other consistent financial resources. Fort Worth's HUD-funded homeless programs make every effort to comply with the above guidelines.

**Helping homeless persons (especially chronically homeless individuals and families, families with children, veterans and their families, and unaccompanied youth) make the transition to permanent housing and independent living, including shortening the period of time that individuals and families experience homelessness, facilitating access for homeless individuals and families to affordable housing units, and preventing individuals and families who were recently homeless from becoming homeless again**

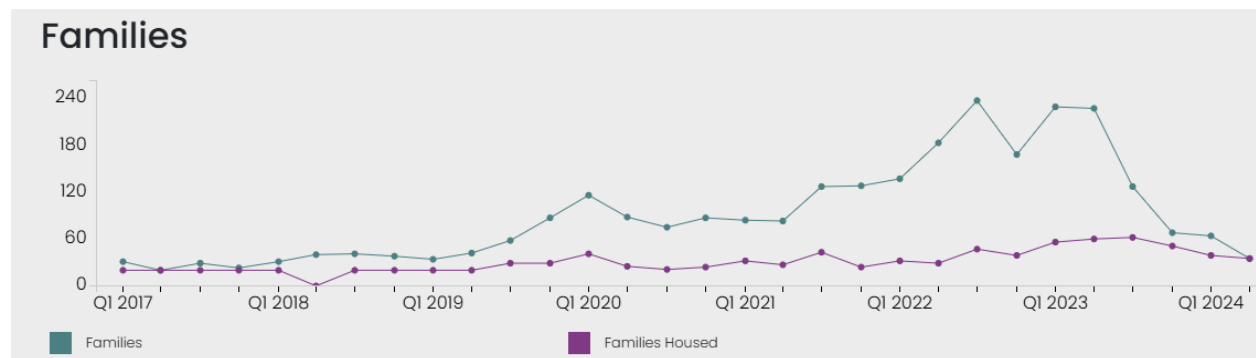
**Chronically homeless**

The City continues to support the development of permanent supportive housing with 152 units in three projects in the pipeline and expected to lease up in 2025 because of City allocated funding from several sources - HOME-ARP, general funds and Fort Worth Housing Finance Corporation funds.

This year the City initiated a High Impact Pilot Program. This pilot focuses on the intersection of homelessness and mental illness in seven target areas of the City. Neighborhood police officers have referred individuals who have either been homeless a long time or who they suspect have severe mental illness. The program has two parts – City funded housing assistance and also a Housing First Assertive Community Treatment Team made up of psychiatric and medical professionals to care for those with high needs. So far over 30 referrals to the program have been housed.

**Families**

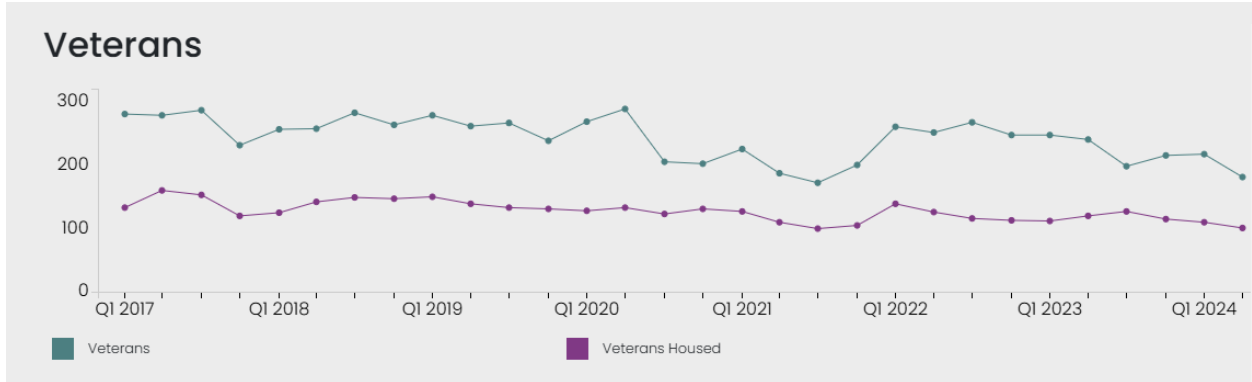
In doubling its rapid exit, shallow subsidy and diversion program, the City has prioritized families, so they are quickly exited from the homeless system. In 2024, 411 households were diverted or rapidly exited through the City funded program.



Data source: Partnership Home, pulled November 13, 2024.

## Veterans

The system continues to make progress in lowering veteran homelessness.



Data source: Partnership Home, pulled November 13, 2024.

## Unaccompanied Youth

The City's Directions Home unit oversees a grant specifically for youth ages 18-24 from Texas Department of Housing and Community Affairs. This grant is used for rapid rehousing homeless youth.

## **CR-30 - Public Housing 91.220(h); 91.320(j)**

### **Actions taken to address the needs of public housing**

The City will continue to provide certifications of consistency with the Consolidated Plan for Fort Worth Housing Solutions (FWHS) projects and proposals and will continue to support FWHS efforts to obtain funds to expand affordable housing options. In recent years, FWHS has used various strategies to reposition its public housing portfolio. These strategies include the Department of Housing and Urban Development's Rental Assistance Demonstration program, Section 18 Demolition, and a proposed Streamlined Voluntary Conversion (Section 22). This has allowed FWHS to move families from a public housing platform to other forms of HUD rental assistance, such as Project-Based Rental Assistance (PBRA) and Housing Choice Voucher (HCV) and disperse units into areas of higher opportunity. As a result of repositioning public housing to these alternative rental assistance programs, FWHS has been able to leverage public and private funding to increase the supply of affordable housing in the City of Fort Worth.

FWHS will continue to utilize the Departments of Housing and Urban Development's repositioning tools to include a Section 18 Demolition and Disposition application for the remaining 179 Butler public housing units. FWHS has 16 public housing units remaining and plans to close out of the public housing programs by the end of the 4th quarter of 2027.

Additionally, the City of Fort Worth continues to support FWHS revitalization efforts for the Stop Six Choice Neighborhood Transformation Plan, which includes adding an additional 900 affordable housing units that will be located on the former J.A. Cavile Place public housing site and the surrounding area. Of the 900 units, 300 former public housing units will be converted into a Project Based rental assistance platform and the remaining units will be Low-income Housing Tax Credits and Market Rate units. Participation in these projects supports the financial stability of FWHS and has provided assisted housing residents with more options and opportunities to locate affordable rental units in what is currently a highly competitive rental market.



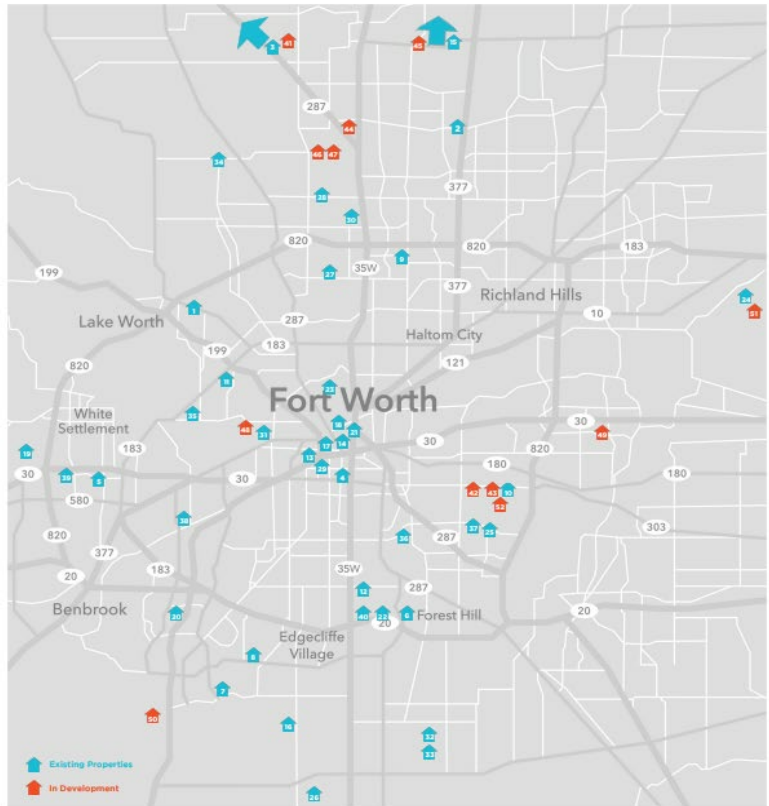
Fort Worth Housing Solutions currently has 52 properties in their inventory as shown below:

**EXISTING PROPERTIES**

1. Alton Park
2. Avenline Apartments
3. Avondale Apartments
4. Bottle House on Main
5. Cambridge Court Apartments
6. Campus Apartments
7. Candletree Apartments
8. Carlyle Crossing Apartments
9. Casa de Esperanza
10. Cowan Place Senior Living
11. Fair Oaks Apartments
12. Fair Park Apartments
13. The Henderson
14. Jennings Place
15. The Holston
16. HomeTowne at Matador Ranch
17. Hunter Plaza Apartments
18. The Huntley
19. Knights of Pythias
20. Overton Park Townhomes
21. The Palladium
22. Patriot Pointe
23. Pavilion at Samuels Avenue
24. Post Oak East Apartments
25. Prince Hall Gardens
26. Reserve at McAllister
27. Sabine Place Apartments
28. Sedona Village Senior Living
29. Siddons Place
30. Silversage Point at Western Center
31. The Springs Apartments
32. Stallion Pointe
33. Stallion Ridge
34. Standard at Boswell
35. Standard River District
36. Villas by the Park Apartments
37. Villas of Eastwood Terrace
38. Villas on the Hill Apartments
39. Wind River Apartments
40. Woodmont Apartments

**IN DEVELOPMENT (2023)**

41. Chaparral Ranch Homes
42. Hughes House I
43. Hughes House II
44. Inspire at Bonds Ranch
45. The Opal
46. Skyline Prairie Homes
47. Skyline Prairie Homes II
48. Crestwood Apartments
49. Jefferson Eastchase
50. Jefferson Primrose
51. The Crawford
52. Babers Manor



**Actions taken to encourage public housing residents to become more involved in management and participate in homeownership**

The City works closely with FWHS to provide homeownership programs for FWHS housing clients. Fort Worth's Neighborhood Services Department offers FWHS residents assistance through the Homebuyer Assistance Program as well as homeownership counseling.

**Actions taken to provide assistance to troubled PHAs**

Fort Worth Housing Solutions is not designated as troubled; therefore, this section does not apply.

## **CR-35 - Other Actions 91.220(j)-(k); 91.320(i)-(j)**

**Actions taken to remove or ameliorate the negative effects of public policies that serve as barriers to affordable housing such as land use controls, tax policies affecting land, zoning ordinances, building codes, fees and charges, growth limitations, and policies affecting the return on residential investment. 91.220 (j); 91.320 (i)**

Fort Worth maintains its commitment to preserve and maintain the existing stock of affordable housing. In addition, the City is committed to increasing the stock of affordable housing. A review of federal regulations and requirements and local building codes did not reveal any obvious issues that would discourage the development of affordable housing. There appear to be no significant barriers to affordable housing with regard to public policy. However, because of rising construction costs, the ability to finance developments that would serve families with incomes of less than 80 percent of AMI is becoming increasingly difficult, which continues to be a challenge currently. Most of these projects require assistance either through federal funds or low-income housing tax credits, and the competition for these dollars is becoming more competitive. In addition, the lack of efficient public transportation throughout the city limits the ability to develop affordable housing in all areas of the city without also increasing barriers to employment opportunities for protected classes.

In accordance with commitments made in its Consolidated Plan, the City of Fort Worth continues to implement measures to make housing more affordable and minimize any cost-increasing effects of regulatory policies through maintaining local Neighborhood Empowerment Zones as authorized by Texas state law where incentives including tax abatement and development fee waivers can be offered to developers to promote affordable housing and economic development.

The City Council has adopted an amendment to its incentive policy to require that all developments that contain rental housing have at least 20% affordable units, or the developer can pay \$200 per year for each affordable unit to be developed. The City plans to use the funds generated to develop mixed-income housing in areas in need of affordable units. This policy affects projects that do not contain federal funds; for federally assisted projects, the City will continue to follow federal regulations.

City staff participated in numerous housing fairs, open houses, resource fairs, and forums to provide information to the community.

The City also seeks additional funding sources for housing rehabilitation through the state Weatherization Assistance Program, the HUD Lead Hazard Reduction Grant Program, and the Low-Income Housing Tax Credit Program.

**Actions taken to address obstacles to meeting underserved needs. 91.220(k); 91.320(j)**

The primary obstacle to meeting underserved needs is limited to federal and local funding. The needs of the community are greater than the available local and federal funds. This challenge is growing as the City grows in population and market forces decrease the availability of affordable housing units. The City has developed partnerships and will continue to seek partnerships with developers in order to apply for more tax credit applications and other grants. The City required sub-recipients of grant funds to leverage funds from other funding sources for their eligible projects and programs in order to help the federal dollars touch more projects. The City continued to fund the Resource Center on Independent Living (REACH Project Ramp) program which provides ramps and grab bars to low- and moderate-income residents. The City has also utilized its Community Action Partners (CAP) to further reach and inform target populations of all services provided through Federal and State funding. In addition, the City required projects that received residential accessibility concerns through its Reasonable Accommodation Ordinance, which lays out specific procedures by which disabled persons can request reasonable accommodation when seeking land use or development permits.

**Community Development Block Grant – Disaster Recovery (CDBG-DR)**

The City of Fort Worth was awarded a total of \$27,472,000.00 in CDBG-DR funds in March 2022 (\$16,614,000.00) and November 2022 (\$10,858,000.00). These funds were in response to the 2021 Winter Storm Uri and are to address unmet needs of Fort Worth low- to moderate-income residents and property owners. In addition, funds were allocated for mitigation to address potential hazards that the city is susceptible to, enhancing its resilience in the face of adversity. The City Council approved the CDBG-DR Action Plan on February 14, 2023, and a Substantial Amendment to this Action Plan is pending approval on January 28, 2025.

Funds are anticipated to be used as follows:

- Administration \$1,373,600.00
- Planning \$ 220,000.00
- Mitigation \$4,083,000.00
- Single-Family Homeowner Assistance \$6,795,400.00  
Repairs and Rehabilitation Program (HARRP)
- Multifamily Affordable Rental Housing \$15,000,000.00

The CDBG-DR program is scheduled to be implemented in early 2025.

**Actions taken to reduce lead-based paint hazards. 91.220(k); 91.320(j)**

In October 2024, Fort Worth was awarded a fifth Lead Hazard Reduction Grant from the Office of Healthy Homes and Lead Hazard Control (OHHLHC) in the amount of \$5,000,000.00 of

lead hazard control funds and \$700,000.00 of Healthy Homes Supplement Funds. The purpose of the grant is to identify and control lead-based paint hazards in eligible privately owned and rental housing. The award will be matched with \$750,000.00 in CDBG funds. The resulting Lead Safe Program (LSP) focuses on prevention and reduction of childhood lead poisoning for low-income families with children under six years of age, living in pre-1978 housing. The City has integrated the LSP into all of its housing rehabilitation activities. The program has set goals to clear lead hazards from 150 housing units (38 units per year). The program has set a goal of 180 inspections of housing units to determine the presence of lead-based paint hazards in the 4-year period of the grant.

**Actions taken to reduce the number of poverty-level families. 91.220(k); 91.320(j)**

The City focused efforts to address poverty by supporting employment, transportation, and training programs to improve the academic, basic, and technical skills of low-income persons so that they can find jobs or improve their earning capacity, such as the programs operated by Goodwill, Ladder Alliance, and The Women's Center, Fort Worth Public Library, the Fort Worth Transportation Authority and various non-profit organizations.

Throughout the Community Services Division of Neighborhood Services, the City provided emergency utility assistance to income-eligible families in financial stress and referred qualifying families for Weatherization repairs on their homes to increase energy efficiency. The City used HUD grant funds to provide urgently needed home repairs such as water heater replacement, plumbing, or gas leak repair, and HVAC repair; and assisted with exterior paint on homes of the elderly, very low-income homeowners. Home repair services were provided by the City through construction contractors or through non-profit housing organizations.

**Actions taken to develop institutional structure. 91.220(k); 91.320(j)**

The Neighborhood Services Department administered grant-based programs aimed at strengthening Fort Worth neighborhoods through community development, affordable housing, and human capital development programs and projects. The City's Housing Finance Corporation continues to participate in the development of affordable housing by partnering with developers on multifamily projects that create more units of affordable workforce housing throughout the city, particularly in neighborhood revitalization or high opportunity areas. In addition, in 2014, the City adopted a policy in which rental housing developers seeking tax abatements or incentives must either ensure that 20 percent of the units produced be affordable or, with Council approval, pay \$200 per unit per year for the term of the incentive to a special fund maintained by the City's Housing Finance Corporation. This special fund will be dedicated to the creation of new affordable housing units for low-and moderate-income families.

**Certificates of Consistency:** During the 2023-2024 reporting period, the City approved the following Certificate(s) of Consistency with the 2023-2027 Consolidated Plan:

- Fort Worth Housing Solutions – Certification by State or Local Official of PHA Plans Consistency with the Consolidated Plan
- AIDS Outreach Center- Certification by State or Local Official for the Continuum of Care Program Completion Plans Consistency with the Consolidated Plan

**Actions taken to enhance coordination between public and private housing and social service agencies. 91.220(k); 91.320(j)**

To enhance coordination between public and private housing and social service agencies, the City provided technical assistance to all public service subrecipients listed in each year's Action Plan projects summary, as well as to CHDOs under contract with the City, and to all existing HOME-funded rental projects throughout their affordability periods. City representatives attend regular meetings of the TCHC and CoC and work with the FWHS and affordable housing developers on common projects.

**Identify actions taken to overcome the effects of any impediments identified in the jurisdictions analysis of impediments to fair housing choice. 91.520(a)**

The 2023-2027 Consolidated Plan was completed in August 2023 and included an updated Analysis of Impediments to Fair Housing.

In August 2023, NSD published the Fort Worth Neighborhood Conservation Plan and Housing Affordability Strategy. This plan provided stakeholders (city staff, leaders, residents, and partners) with an in-depth overview regarding the state of affordable housing in the City, highlighted areas of improvement and barriers to affordable housing in the City of Fort Worth and provided strategies to mitigate these issues. Twenty-three (23) housing affordability strategies were identified to help mitigate some of the concerns, and barriers to affordable housing. Among the strategies included were establishing a land bank, adopting a neighborhood pattern book of pre-approved housing designs, expanding mixed-use zoning, creating community land trusts, and funding a zoning and code review with the goal of eliminating any barriers found in the city's code and zoning policies.

In order to further its efforts to create more affordable housing and hopefully eliminate or decrease homelessness, the City of Fort Worth applied for the PRO-Housing Grant in November 2023. This grant is specifically aimed at funding projects that identify and remove barriers to affordable housing- something the City was already doing through the Affordable Housing Strategy and other projects listed in this report. In June 2024, the City was awarded a \$5,000,000.00 grant to address barriers to affordable housing.

The City is currently in the process of determining how best to utilize the grant award. A list of proposed activities is included below:

**PRO Housing Activity #1:** Develop and Adopt a Neighborhood Pattern Book of Pre-Approved Housing Designs

**PRO Housing Activity #2:** Develop and Adopt a Unified Development Ordinance (UDO)

**PRO Housing Activity #3:** Develop and Adopt Land Bank Structure, Land Bank Plan, and Land Banking Ordinance

**PRO Housing Activity #4:** Develop a Pool of Capital for Affordable Multifamily Housing in High Opportunity Index Areas

**PRO Housing Activity #5:** Alleyways Supporting Missing Middle Study

**PRO Housing Activity #6:** Station Area Plan & Extension Form Based Code Supporting Affordable Transit-Oriented Development (TOD) for Northside/Stockyards Station

**PRO Housing Activity #7:** Retrofitting Suburban Malls to Mixed Use Affordable Housing

## **CR-40 - Monitoring 91.220 and 91.230**

**Describe the standards and procedures used to monitor activities carried out in furtherance of the plan and used to ensure long-term compliance with requirements of the programs involved, including minority business outreach and the comprehensive planning requirements**

During the reporting period, 21 (1 disqualified) on-site monitoring visits were conducted for public service subrecipients receiving CDBG, ESG, and HOPWA funds. Monthly desk reviews of performance and financial reports were conducted. All regulatory requirements were reviewed including income eligibility, administrative and financial requirements, rents, and Fair Housing compliance. Housing Property Standards inspections were made at all Homebuyer Assistance and all HOME rental housing locations. Davis-Bacon on-site interviews of construction workers were not conducted during the review period. For Minority Business Outreach, the City follows State of Texas and local ordinance requirements to encourage participation in HUD Grant funded projects by publicizing bid opportunities electronically and by promoting MBE participation through its Business Assistance Center (BAC). Comprehensive Planning Requirements: All HUD funded projects must meet city planning and zone ordinance requirements in addition to federal standards, and no project is completed without getting appropriate local planning or building official approval.

## **Citizen Participation Plan 91.105(d); 91.115(d)**

**Describe the efforts to provide citizens with reasonable notice and an opportunity to comment on performance reports.**

A formal Citizen Participation Plan outlines how citizens provide their input on how federal funds are used for each year's CAPER. The Citizen Participation Plan is available on the City of Fort Worth NSD website at

<http://www.fortworthtexas.gov/departments/neighborhoods/services/grants>. Citizens are able to provide their input at public meetings, public hearings, and during the public comment period. One resident provided a public comment via email and at the public hearing. She provided her public comment made at the hearing via email as well. A copy of these comments along with the response from staff is attached to this document.

The city provides notice to the public regarding the meeting and hearings through publication in the newspapers. In addition, all public meetings are also posted on the city's website. The following opportunities for public comment were provided for this CAPER:

- Public Hearing regarding the Draft 2023-2024 Consolidated Annual Performance and Evaluation Report (CAPER) of CDBG, HOME, ESG and HOPWA funds: December 18, 2024

- Publication of Public Notice regarding the 15-day Public Comment Period on CAPER held from December 2, 2024, through December 19, 2024, including listing of all projects and programs performance
- *Fort Worth Star-Telegram*: November 29, 2024
- *La Vida News- The Black Voice*: December 5, 2024
- *Cleburne Times-Review*: November 30, 2024
- *Weatherford Democrat*: November 30, 2024
- *Wise County Messenger*: November 28, 2024
- Hard copies of plans were delivered to two (2) City libraries - East Regional, and Southwest Regional - and the City of Fort Worth- Neighborhood Services Department office on December 2, 2024
- The 2023-2024 CAPER is available on the City website at <http://www.fortworthtexas.gov/departments/neighborhoods/services/grants>

Copies of public notices, public comments received, and relevant materials are attached to this document.



**CR-45 - CDBG 91.520(c)**

**Specify the nature of, and reasons for, any changes in the jurisdiction’s program objectives and indications of how the jurisdiction would change its programs as a result of its experiences.**

During this reporting period, the following Substantial Amendments were made:

- HOME-ARP funds-November 7, 2023
- Easterseals North Texas-January 14, 2024
- Cornerstone Assistance Network New Life Center – January 14, 2024
- Healthy Homes for Seniors- April 28, 2024
- Columbia Renaissance III-August 14, 2024

**Does this Jurisdiction have any open Brownfields Economic Development Initiative (BEDI) grants?**

No

**[BEDI grantees] Describe accomplishments and program outcomes during the last year.**

## **CR-50 - HOME 91.520(d)**

### **Include the results of on-site inspections of affordable rental housing assisted under the program to determine compliance with housing codes and other applicable regulations**

Please list those projects that should have been inspected on-site this program year based upon the schedule in §92.504(d). Indicate which of these were inspected and a summary of issues that were detected during the inspection. For those that were not inspected, please indicate the reason and how you will remedy the situation.

There were no (0) HOME Property Inspections for the 2023-2024 program year. All HOME properties in the affordability period were inspected during the 2022-2023 program year as reported in the 2022-2023 CAPER. Per 24 CFR 92.504(d)(1), properties with 26 or more total units in the project are required to be inspected annually. This is not applicable to the projects monitored by the City of Fort Worth. Projects with 5-25 total units in the project are to be inspected every two years and those with 1-4 total units in the project every three years. Of the 27 projects currently in the affordability period, sixteen have 1-4 units in the project and 11 have 5-8 units in the project. As such, the City of Fort Worth remains compliant with the requirements for HOME inspections of affordable rental housing.

### **Provide an assessment of the jurisdiction's affirmative marketing actions for HOME units. 92.351(b)**

There were 280 HOME-assisted units for the 2023-2024 program year.

For the 2023-2024 program year, 499 tenants in 280 HOME assisted units in the portfolio of 25 affordable housing projects that had previously received City development assistance were 57% African American, 11% Hispanic, and 25% white. Household income data showed that 40% of renters had households at or below 30% AMI, 31% were at or below 50% AMI, 13% were at or below 60% AMI, and 16% were at or below 80% AMI. These results indicate that the affirmative marketing actions by City HOME projects and programs are effective in serving Fort Worth's diverse population.

### **Refer to IDIS reports to describe the amount and use of program income for projects, including the number of projects and owner and tenant characteristics**

A total of \$68,377.75 in HOME Program Income was spent during the program year on assisting first-time homebuyers through the City Homebuyer Assistance Program.

### **Describe other actions taken to foster and maintain affordable housing. 91.220(k) (STATES ONLY: Including the coordination of LIHTC with the development of affordable housing). 91.320(j)**

To foster and maintain existing affordable housing, the City actively partners with Fort Worth Housing Solutions and local housing non-profits on projects to increase the Housing Authority's portfolio of affordable and mixed-income developments. The City also seeks additional funding sources for housing rehabilitation and housing development through the HUD Lead Hazard Reduction Program and the Low-Income Housing Tax Credit Program. In addition, the City sells tax-foreclosed properties to CHDOs and to Habitat for Humanity for the lesser of 20% of Tarrant Appraisal District value or the Constable deed value (as authorized by state law) to promote the development of affordable housing.

## CR-55 - HOPWA 91.520(e)

### Identify the number of individuals assisted and the types of assistance provided

Table for report on the one-year goals for the number of households provided housing through the use of HOPWA activities for: short-term rent, mortgage, and utility assistance payments to prevent homelessness of the individual or family; tenant-based rental assistance; and units provided in housing facilities developed, leased, or operated with HOPWA funds.

<b>Number of Households Served Through:</b>	<b>One-year Goal</b>	<b>Actual</b>
Short-term rent, mortgage, and utility assistance to prevent homelessness of the individual or family	139	77
Tenant-based rental assistance	68	115
Units provided in permanent housing facilities developed, leased, or operated with HOPWA funds	60	71
Units provided in transitional short-term housing facilities developed, leased, or operated with HOPWA funds	0	0
<b>TOTAL</b>	<b>267</b>	<b>263</b>

**Table 14 – HOPWA Number of Households Served**

### Narrative

The City contracts with two sponsors to provide HOPWA services. AIDS Outreach Center (AOC) implements a Short-Term Rent, Mortgage, and Utility Assistance program (STRMU) for persons with AIDS that are at risk of homelessness. All clients receiving STRMU are also provided with case management and other supportive services such as meals/nutritional services, mental health services, and transportation.

The second HOPWA project sponsor is Tarrant County Samaritan Housing, Inc. This agency receives HOPWA funds for Supportive Services and for Facility Based Housing Assistance. The agency operates a 60-unit Single Room Occupancy facility for homeless or at-risk persons with HIV/AIDS and operates a LIHTC apartment complex on behalf of households with HIV positive family members, as well as administering a variety of Tenant-Based Rental Assistance programs funded from sources other than the City of Fort Worth. All clients in city-assisted housing are provided with HOPWA funded supportive services, including personal assistance, housing counseling, case management, employment assistance and training, life skills management, meals/nutritional services, and transportation. The Facility based housing subsidy program assisted 71 persons and supportive services were provided to 98 persons across all agency programs during the program year.

**CR-58 – Section 3**

**Identify the number of individuals assisted and the types of assistance provided**

<b>Total Labor Hours</b>	<b>CDBG</b>	<b>HOME</b>	<b>ESG</b>	<b>HOPWA</b>
Total Number of Activities	2	1	0	0
Total Labor Hours	9,760	70,148.38		
Total Section 3 Worker Hours	0	205		
Total Targeted Section 3 Worker Hours	0	0		

**Table 15 – Total Labor Hours**

<b>Qualitative Efforts - Number of Activities by Program</b>	<b>CDBG</b>	<b>HOME</b>	<b>ESG</b>	<b>HOPWA</b>
Outreach efforts to generate job applicants who are Public Housing Targeted Workers				
Outreach efforts to generate job applicants who are Other Funding Targeted Workers.				
Direct, on-the job training (including apprenticeships).				
Indirect training such as arranging for, contracting for, or paying tuition for, off-site training.				
Technical assistance to help Section 3 workers compete for jobs (e.g., resume assistance, coaching).				
Outreach efforts to identify and secure bids from Section 3 business concerns.				
Technical assistance to help Section 3 business concerns understand and bid on contracts.				
Division of contracts into smaller jobs to facilitate participation by Section 3 business concerns.				
Provided or connected residents with assistance in seeking employment including drafting resumes, preparing for interviews, finding job opportunities, connecting residents to job placement services.				
Held one or more job fairs.	X	X		
Provided or connected residents with supportive services that can provide direct services or referrals.				
Provided or connected residents with supportive services that provide one or more of the following: work readiness health screenings, interview clothing, uniforms, test fees, transportation.				

Assisted residents with finding childcare.				
Assisted residents to apply for or attend community college or a four-year educational institution.				
Assisted residents to apply for or attend vocational/technical training.				
Assisted residents to obtain financial literacy training and/or coaching.				
Bonding assistance, guaranties, or other efforts to support viable bids from Section 3 business concerns.				
Provided or connected residents with training on computer use or online technologies.				
Promoting the use of a business registry designed to create opportunities for disadvantaged and small businesses.				
Outreach, engagement, or referrals with the state one-stop system, as designed in Section 121(e)(2) of the Workforce Innovation and Opportunity Act.				
Other.				

**Table 16 – Qualitative Efforts - Number of Activities by Program**

**CR-60 - ESG 91.520(g) (ESG Recipients only)**

**1. Recipient Information—All Recipients Complete**

**Basic Grant Information**

<b>Recipient Name</b>	FORT WORTH
<b>Organizational DUNS Number</b>	073170458
<b>UEI</b>	
<b>EIN/TIN Number</b>	756000528
<b>Identify the Field Office</b>	FT WORTH
<b>Identify CoC(s) in which the recipient or subrecipient(s) will provide ESG assistance</b>	Fort Worth/Arlington/Tarrant County CoC

**ESG Contact Name**

<b>Prefix</b>	Mrs.
<b>First Name</b>	Kacey
<b>Middle Name</b>	
<b>Last Name</b>	Bess
<b>Suffix</b>	
<b>Title</b>	Director, Neighborhood Services Dept

**ESG Contact Address**

<b>Street Address 1</b>	100 Fort Worth Trl
<b>Street Address 2</b>	
<b>City</b>	Fort Worth
<b>State</b>	TX
<b>ZIP Code</b>	-
<b>Phone Number</b>	817-392-8187
<b>Extension</b>	
<b>Fax Number</b>	
<b>Email Address</b>	Kacey.Bess@fortworthtexas.gov

**ESG Secondary Contact**

<b>Prefix</b>	Ms.
<b>First Name</b>	Sharon
<b>Last Name</b>	Burkley
<b>Suffix</b>	
<b>Title</b>	Community Development Manager
<b>Phone Number</b>	817-392-5785
<b>Extension</b>	
<b>Email Address</b>	Sharon.Burkley@fortworthtexas.gov

**2. Reporting Period—All Recipients Complete**

**Program Year Start Date** 10/01/2023  
**Program Year End Date** 09/30/2024

**3a. Subrecipient Form – Complete one form for each subrecipient**

**Subrecipient or Contractor Name:** FORT WORTH

**City:** Fort Worth

**State:** TX

**Zip Code:** 76102, 6314

**DUNS Number:** 073170458

**UEI:**

**Is subrecipient a victim services provider:** N

**Subrecipient Organization Type:** Unit of Government

**ESG Subgrant or Contract Award Amount:** \$45,791.00

**Subrecipient or Contractor Name:** PRESBYTERIAN NIGHT SHELTER

**City:** Fort Worth

**State:** TX

**Zip Code:** 76102, 6764

**DUNS Number:**

**UEI:**

**Is subrecipient a victim services provider:** N

**Subrecipient Organization Type:** Other Non-Profit Organization

**ESG Subgrant or Contract Award Amount:** \$116,635.00

**Subrecipient or Contractor Name:** Salvation Army - Fort Worth Mabee Center

**City:** Fort Worth

**State:** TX

**Zip Code:** 76103, 2123

**DUNS Number:** 124732699

**UEI:**

**Is subrecipient a victim services provider:** N

**Subrecipient Organization Type:** Faith-Based Organization

**ESG Subgrant or Contract Award Amount:** \$150,000.00



**Subrecipient or Contractor Name:** Lighthouse for the Homeless dba True Worth Place

**City:** Fort Worth

**State:** TX

**Zip Code:** 76102, 6735

**DUNS Number:**

**UEI:**

**Is subrecipient a victim services provider:** N

**Subrecipient Organization Type:** Other Non-Profit Organization

**ESG Subgrant or Contract Award Amount:** \$158,400.00

**Subrecipient or Contractor Name:** The Center for Transforming Lives

**City:** Fort Worth

**State:** TX

**Zip Code:** 76102, 3613

**DUNS Number:** 105902324

**UEI:**

**Is subrecipient a victim services provider:** N

**Subrecipient Organization Type:** Other Non-Profit Organization

**ESG Subgrant or Contract Award Amount:** \$75,901.00

**Subrecipient or Contractor Name:** Safe Haven of Tarrant County

**City:** Arlington

**State:** TX

**Zip Code:** 76011, 8410

**DUNS Number:**

**UEI:**

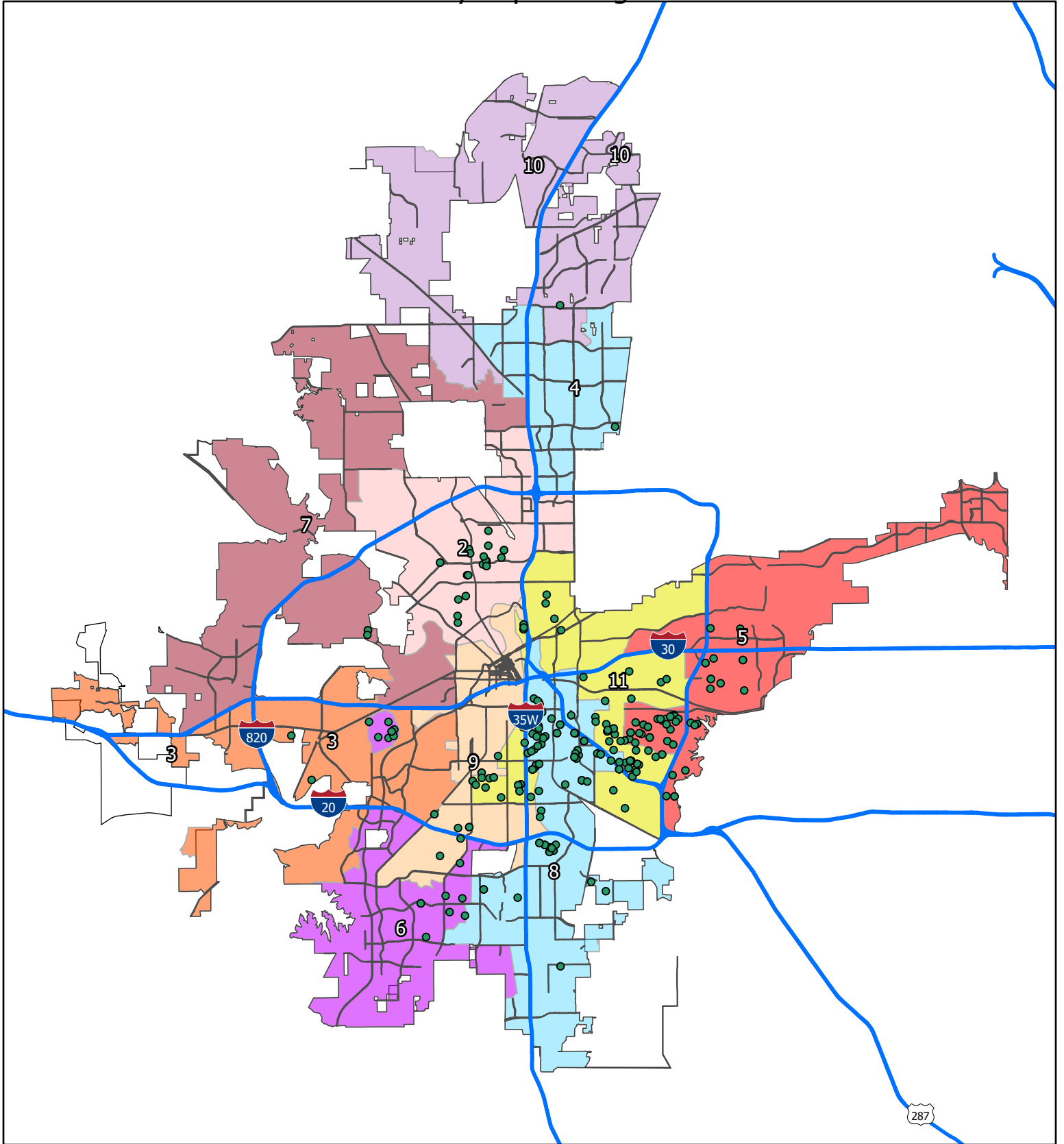
**Is subrecipient a victim services provider:** Y

**Subrecipient Organization Type:** Other Non-Profit Organization

**ESG Subgrant or Contract Award Amount:** \$63,082.81

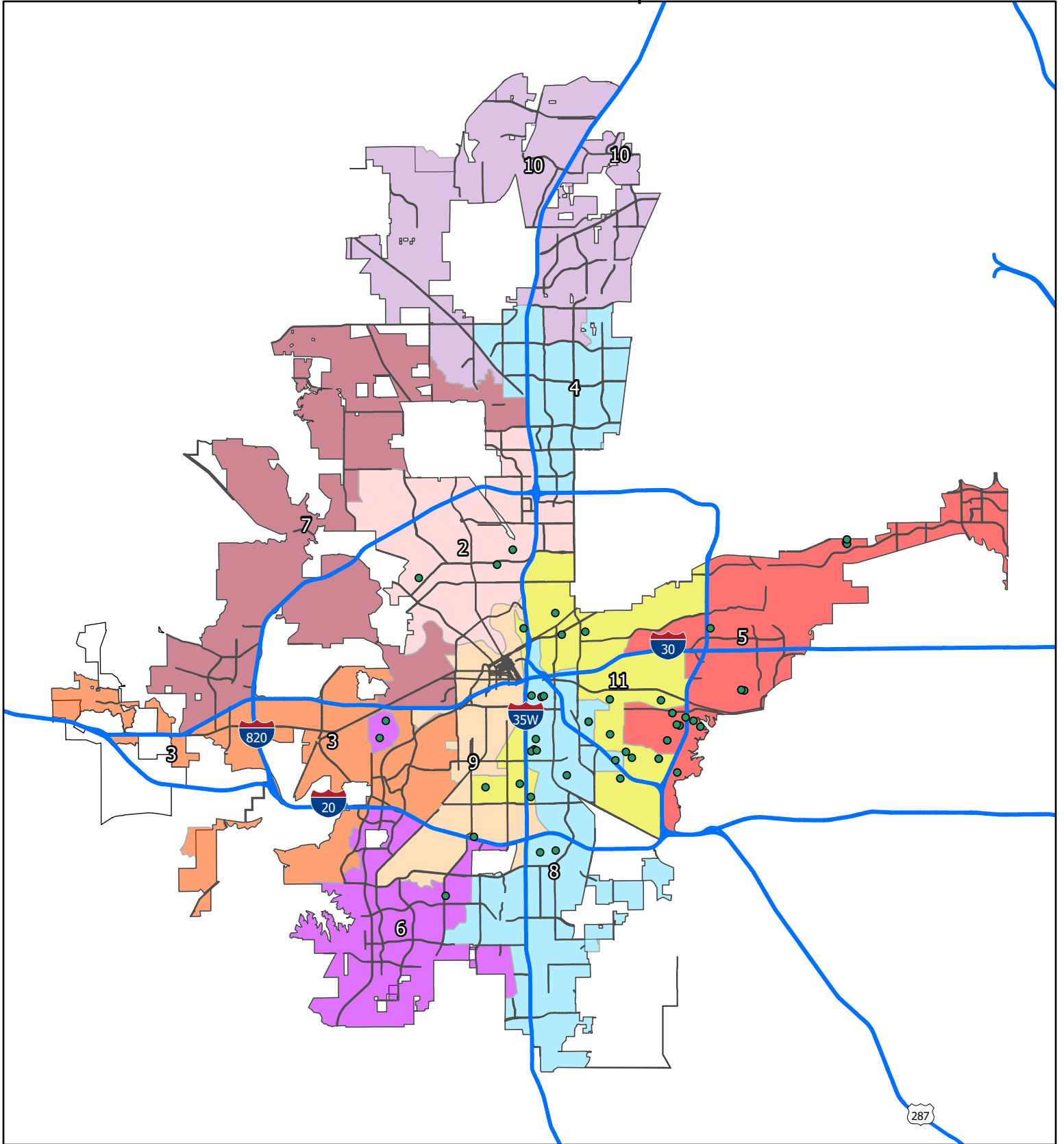
# Accomplishment Locations

## Priority Repair Program



# Accomplishment Locations

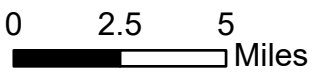
## Cowtown Brush Up



### Council Districts

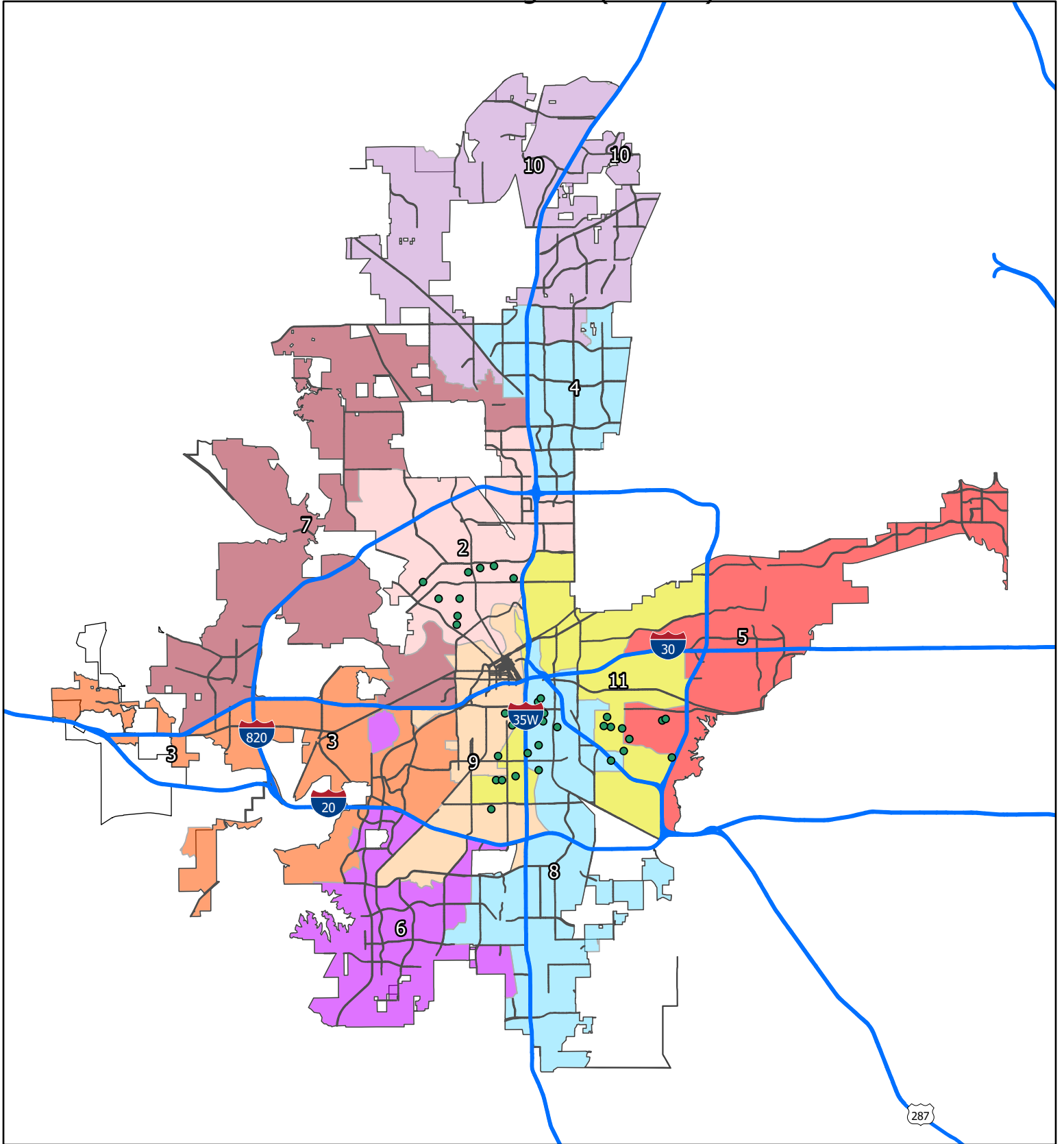


 Project Locations



# Accomplishment Locations

Lead-Safe Program (FY2023)



Council Districts

- 2
- 3
- 4
- 5

- 6
- 7
- 8
- 9
- 10

11

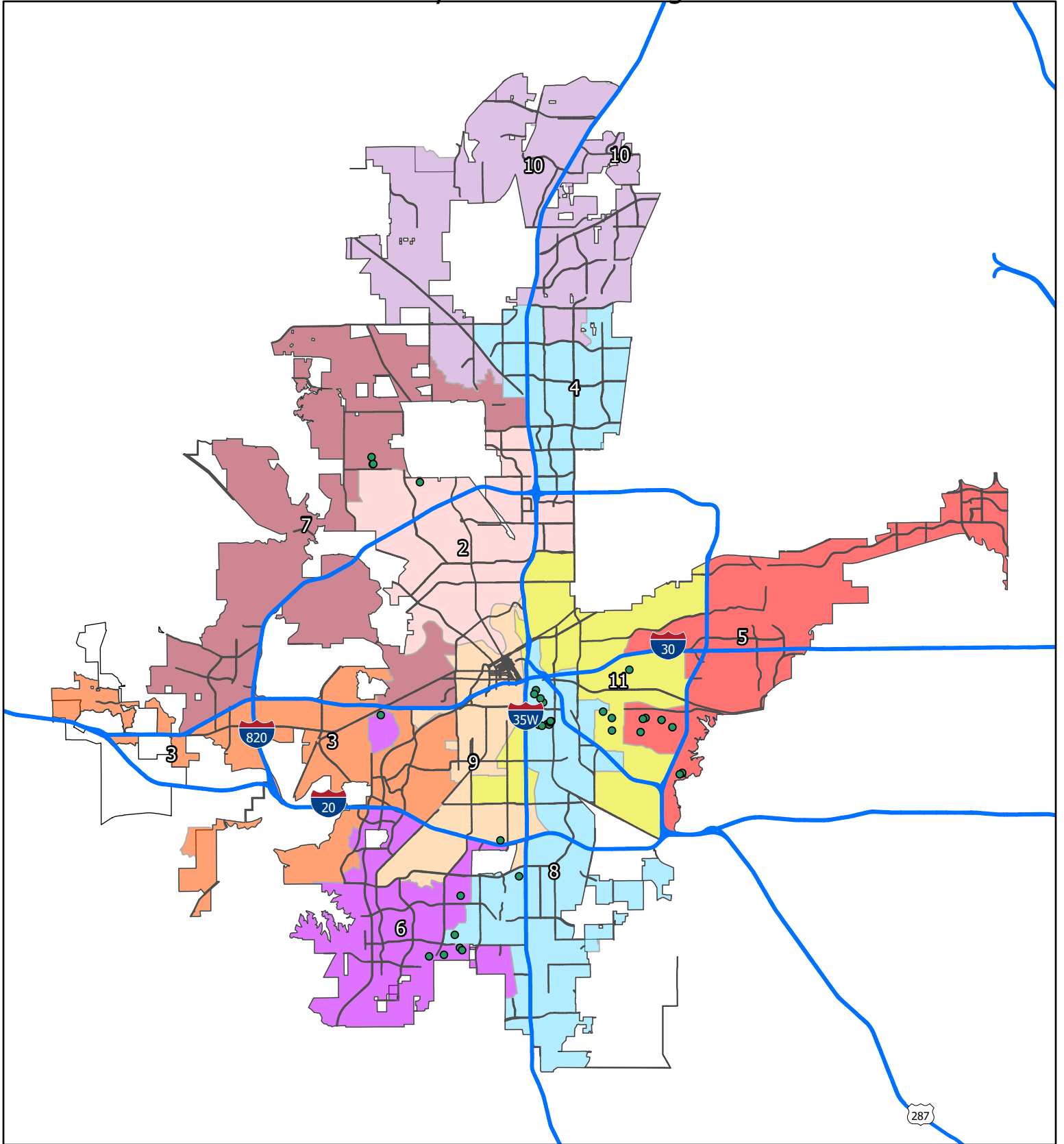
● Project Locations



0 2.5 5 Miles

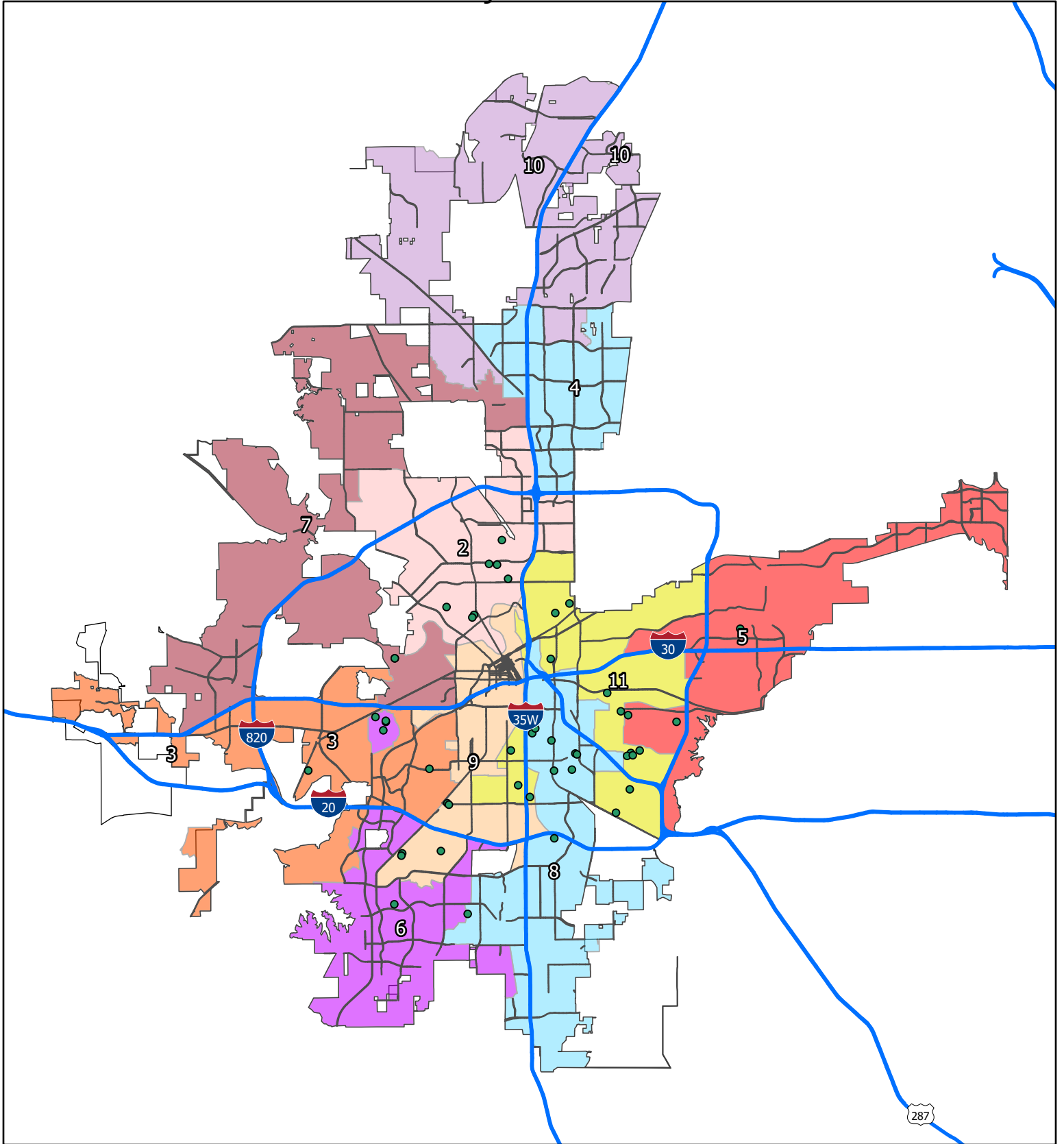
# Accomplishment Locations

## Homebuyer Assistance Program



# Accomplishment Locations

## Project RAMP



**Council Districts**

 2	 7	 11
 3	 8	 Project Locations
 4	 9	
 5	 10	

0 2.5 5 Miles

N



U.S. Department of Housing and Urban Development  
 Office of Community Planning and Development  
 Integrated Disbursement and Information System  
 CDBG Activity Summary Report (GPR) for Program Year 2023  
 FORT WORTH

Date: 20-Dec-2024  
 Time: 16:29  
 Page: 1

**PGM Year:** 2019  
**Project:** 0005 - 19-20 Accessibility Improvements  
**IDIS Activity:** 7387 - 19-20 Southside Community Center--ADA Improvements {102361-A01953}

Status: Completed 11/27/2023 12:00:00 AM      Objective: Create suitable living environments  
 Location: 959 E Rosedale St Fort Worth, TX 76104-5126      Outcome: Availability/accessibility  
 Matrix Code: Neighborhood Facilities (03E)      National Objective: LMA

**Activity to prevent, prepare for, and respond to Coronavirus:** No

**Initial Funding Date:** 11/11/2019

**Description:**

CDBG funds will be used to make ADA-compliant accessibility improvements at Southside Community Center (959 E. Rosedale Street, 76104), including bathrooms, entry ways, parking lots, and other improvements to benefit elderly and disabled City residents.

**Financing**

	Fund Type	Grant Year	Grant	Funded Amount	Drawn In Program Year	Drawn Thru Program Year
CDBG	EN	2019	B19MC480010	\$66,663.30	\$0.00	\$66,663.30
<b>Total</b>	<b>Total</b>			<b>\$66,663.30</b>	<b>\$0.00</b>	<b>\$66,663.30</b>

**Proposed Accomplishments**

Public Facilities : 1  
 Total Population in Service Area: 2,535  
 Census Tract Percent Low / Mod: 86.39

**Annual Accomplishments**

Years	Accomplishment Narrative	# Benefiting
2019	The design for this project is underway. Design for this project is anticipated to be completed by the Summer of 2021 with construction beginning in 2021.	
2020	The design for this project is underway. Design for the project is anticipated to be completed by the Summer of 2022 with construction beginning in 2022.	
2021	\$250,000.00 will be moving to Worth Heights Community Center to fund rehabilitations. An M&C is being drafted to authorize the change in use/contracts, will be on one of the January 2023 Council Agenda dates.	
2022	It's anticipated that \$250,000.00 of the \$370,500.00 will be moved, then expended by July 2023. The funding designated to the project was supposed to be used for ADA improvements to Southside Community Center (M&C 19-0016). Planning and architecture renderings were completed. Work has stalled at the community center as it is an aging facility that needs a lot of repairs. Decisions on how to move forward with CDBG funds earmarked for this community center are still in the works. \$250,000.00 was moved to Worth Heights Community Center in FY2022-2023 (M&C 23-0222). This activity will be closed pending final decisions.	



U.S. Department of Housing and Urban Development  
 Office of Community Planning and Development  
 Integrated Disbursement and Information System  
 CDBG Activity Summary Report (GPR) for Program Year 2023  
 FORT WORTH

Date: 20-Dec-2024  
 Time: 16:29  
 Page: 2

<b>PGM Year:</b>	2018	<b>Objective:</b>	Create suitable living environments
<b>Project:</b>	0012 - 18-19 Neighborhood Revitalization	<b>Outcome:</b>	Availability/accessibility
<b>IDIS Activity:</b>	7422 - 18-19 Bunche Park Improvements {101785-A01920}	<b>Matrix Code:</b>	Parks, Recreational Facilities (03F)
<b>Status:</b>	Completed 11/3/2023 12:00:00 AM	<b>National Objective:</b>	LMA
<b>Location:</b>	5600 Ramey Ave Fort Worth, TX 76112-7638		

**Activity to prevent, prepare for, and respond to Coronavirus:** No

**Initial Funding Date:** 12/11/2019

**Description:**  
 Funds to be used for the development of Bunche Park, Phase II, to include, but not limited to trees, trail connections (grading, trail, hydro seed, temporary irrigation), construction of pavilions with tables and benches, a trail bridge with abutments, and concrete sidewalks.

**Financing**

	Fund Type	Grant Year	Grant	Funded Amount	Drawn In Program Year	Drawn Thru Program Year
CDBG	EN	2018	B18MC480010	\$384,661.22	\$0.00	\$384,661.22
	PI			\$11,139.06	\$0.00	\$11,139.06
<b>Total</b>	<b>Total</b>			<b>\$395,800.28</b>	<b>\$0.00</b>	<b>\$395,800.28</b>

**Proposed Accomplishments**  
 Public Facilities : 2,000  
 Total Population in Service Area: 3,740  
 Census Tract Percent Low / Mod: 62.70

**Annual Accomplishments**

Years	Accomplishment Narrative	# Benefitting
2019	The design for improvements to the park are complete and the project was bid out along with projects 7341 and 7442. A contractor was selected and the contract was executed at the end of September 2020. Construction is anticipated to completed by the end of July 2021.	
2020	This project was anticipated to be completed by the end of July 2021.	
2021	Construction is complete. Close out of the project is pending a final inspection and invoice and is anticipated by 12/31/22.	
2023	The purpose of the \$400,000 CDBG-funded Bunche Park Phase II project was to complete the construction of Phase II improvements at Bunche Park. The park is located on an approximately 10-acre tract of land in a CDBG-eligible area. The project's 'Phase I' received \$500,000.00 in CDBG funds in 2016 and was completed in September 2019. Improvements during Phase I included a playground, walking trail, outdoor fitness equipment, picnic shelter, picnic tables, benches, drinking fountains, and trees. Phase II improvements included trees, trail connections (grading, trail, hydro seed, temporary irrigation), construction of a pavilions with tables and benches, a trail bridge with abutments, and concrete sidewalks. The City's Park and Recreation Department implemented the project through a Letter of Agreement with the Neighborhood Services Department.	





U.S. Department of Housing and Urban Development  
 Office of Community Planning and Development  
 Integrated Disbursement and Information System  
 CDBG Activity Summary Report (GPR) for Program Year 2023  
 FORT WORTH

Date: 20-Dec-2024  
 Time: 16:29  
 Page: 3

<b>PGM Year:</b>	2019				
<b>Project:</b>	0020 - CDBG-CV Affordable Housing				
<b>IDIS Activity:</b>	7477 - 19-20 CDBG-CV Center for Transforming Lives - Emergency Rental Assistance {102718-9919U1}				
<b>Status:</b>	Completed 11/27/2023 12:00:00 AM	<b>Objective:</b>	Provide decent affordable housing		
<b>Location:</b>	512 W 4th St Fort Worth, TX 76102-3613	<b>Outcome:</b>	Affordability		
		<b>Matrix Code:</b>	Subsistence Payment (05Q)	<b>National Objective:</b>	LMC

**Activity to prevent, prepare for, and respond to Coronavirus:** Yes

**Initial Funding Date:** 08/17/2020

**Description:**

CDBG-CV funds to be used to provide short-term emergency rental assistance for residents impacted by the COVID-19 crisis.

**Financing**

	Fund Type	Grant Year	Grant	Funded Amount	Drawn In Program Year	Drawn Thru Program Year
CDBG	EN	2020	B20MW480010	\$1,006,357.58	\$0.00	\$1,006,357.58
<b>Total</b>	<b>Total</b>			<b>\$1,006,357.58</b>	<b>\$0.00</b>	<b>\$1,006,357.58</b>

**Proposed Accomplishments**

People (General) : 195

**Actual Accomplishments**

Number assisted:

	Owner		Renter		Total		Person	
	Total	Hispanic	Total	Hispanic	Total	Hispanic	Total	Hispanic
White:	0	0	0	0	0	0	20	14
Black/African American:	0	0	0	0	0	0	46	0
Asian:	0	0	0	0	0	0	0	0
American Indian/Alaskan Native:	0	0	0	0	0	0	0	0
Native Hawaiian/Other Pacific Islander:	0	0	0	0	0	0	0	0
American Indian/Alaskan Native & White:	0	0	0	0	0	0	1	0
Asian White:	0	0	0	0	0	0	0	0
Black/African American & White:	0	0	0	0	0	0	7	0
American Indian/Alaskan Native & Black/African American:	0	0	0	0	0	0	1	0
Other multi-racial:	0	0	0	0	0	0	3	0
Asian/Pacific Islander:	0	0	0	0	0	0	0	0
Hispanic:	0	0	0	0	0	0	0	0
<b>Total:</b>	<b>0</b>	<b>0</b>	<b>0</b>	<b>0</b>	<b>0</b>	<b>0</b>	<b>78</b>	<b>14</b>



U.S. Department of Housing and Urban Development  
 Office of Community Planning and Development  
 Integrated Disbursement and Information System  
 CDBG Activity Summary Report (GPR) for Program Year 2023  
 FORT WORTH

Date: 20-Dec-2024  
 Time: 16:29  
 Page: 4

Female-headed Households: 0 0 0

*Income Category:*

	<b>Owner</b>	<b>Renter</b>	<b>Total</b>	<b>Person</b>
Extremely Low	0	0	0	55
Low Mod	0	0	0	16
Moderate	0	0	0	6
Non Low Moderate	0	0	0	0
Total	0	0	0	77
Percent Low/Mod				100.0%

**Annual Accomplishments**

<b>Years</b>	<b>Accomplishment Narrative</b>	<b># Benefitting</b>
2020	Center for Transforming Lives provided emergency rental assistance to 77 low-to-moderate income families. Total funds expended from October 1, 2020 to September 30, 2021 totaled \$333,812.70.	
2021	Center for Transforming Lives provided emergency rental assistance to 60 low-to-moderate income families from Oct 1 to September 30 of the program year.	
2022	Center for Transforming Lives provided emergency rental assistance to 40 low-to-moderate income families from Oct 1 to December 31 of the program year.	



U.S. Department of Housing and Urban Development  
 Office of Community Planning and Development  
 Integrated Disbursement and Information System  
 CDBG Activity Summary Report (GPR) for Program Year 2023  
 FORT WORTH

Date: 20-Dec-2024  
 Time: 16:29  
 Page: 5

**PGM Year:** 2019  
**Project:** 0018 - CDBG CV-Poverty Reduction and Household Stabilization  
**IDIS Activity:** 7478 - 19-20 CDBG-CV Center for Transforming Lives - Micro-Enterprise {102718-9919U0}  
**Status:** Open **Objective:** Create suitable living environments  
**Location:** 512 W 4th St Fort Worth, TX 76102-3613 **Outcome:** Sustainability  
**Matrix Code:** Micro-Enterprise Assistance (18C) **National Objective:** LMC

**Activity to prevent, prepare for, and respond to Coronavirus:** Yes

**Initial Funding Date:** 08/17/2020

**Description:**  
 CDBG-CV funds to be used to assist residents impacted by the COVID-19 crisis, with employment-related services.

**Financing**

	Fund Type	Grant Year	Grant	Funded Amount	Drawn In Program Year	Drawn Thru Program Year
CDBG	EN	2020	B20MW480010	\$221,754.00	\$62,859.69	\$184,613.69
<b>Total</b>	<b>Total</b>			<b>\$221,754.00</b>	<b>\$62,859.69</b>	<b>\$184,613.69</b>

**Proposed Accomplishments**

People (General) : 45

**Actual Accomplishments**

Number assisted:

	Owner		Renter		Total		Person	
	Total	Hispanic	Total	Hispanic	Total	Hispanic	Total	Hispanic
White:	0	0	0	0	0	0	11	5
Black/African American:	0	0	0	0	0	0	79	3
Asian:	0	0	0	0	0	0	1	0
American Indian/Alaskan Native:	0	0	0	0	0	0	1	1
Native Hawaiian/Other Pacific Islander:	0	0	0	0	0	0	2	0
American Indian/Alaskan Native & White:	0	0	0	0	0	0	0	0
Asian White:	0	0	0	0	0	0	0	0
Black/African American & White:	0	0	0	0	0	0	7	2
American Indian/Alaskan Native & Black/African American:	0	0	0	0	0	0	0	0
Other multi-racial:	0	0	0	0	0	0	4	1
Asian/Pacific Islander:	0	0	0	0	0	0	0	0
Hispanic:	0	0	0	0	0	0	0	0
<b>Total:</b>	<b>0</b>	<b>0</b>	<b>0</b>	<b>0</b>	<b>0</b>	<b>0</b>	<b>105</b>	<b>12</b>



U.S. Department of Housing and Urban Development  
 Office of Community Planning and Development  
 Integrated Disbursement and Information System  
 CDBG Activity Summary Report (GPR) for Program Year 2023  
 FORT WORTH

Date: 20-Dec-2024  
 Time: 16:29  
 Page: 6

Female-headed Households: 0 0 0

*Income Category:*

	Owner	Renter	Total	Person
Extremely Low	0	0	0	49
Low Mod	0	0	0	26
Moderate	0	0	0	15
Non Low Moderate	0	0	0	14
Total	0	0	0	104
Percent Low/Mod				86.5%

**Annual Accomplishments**

Years	Accomplishment Narrative	# Benefitting
2020	Center for Transforming Lives served 28 clients during the 2020-2021 program year. Total funds expended from October 1, 2020 to September 30, 2021 totaled \$38,672.57.	
2021	Center for Transforming Lives served 44 clients from Oct 1 - September 30 of the program year.	
2022	Center for Transforming Lives CDBG-CV MicroEnterprise Support Program consisted of cohort-based services to assist entrepreneurs with re-tooling their business model by developing business plans and other related services.  CDBG-CV funds were used to pay for a percentage of staff salaries, student supplies, and marketing materials.  The Agency served 98 unduplicated clients during the contract year. From October 2020 to September 2023, \$121,753.58 in CDBG-CV funds was utilized by the agency.	
2023	The Level Up Microenterprise program served individual Fort Worth entrepreneurs in business coaching, group business coaching, and a business incubator program.  Program completion for entrepreneurs included: developing a business plan; creating a pitch, creating a legal structure; and opening a business account. Level Up incorporates cohort-based services that support working and learning within a group dynamic to increase each participant's network, provide peer support, and diversify knowledge from an array of subject matter experts.  From October 1, 2023 to September 30, 2024, the City of Fort Worth reimbursed the agency \$62,860 in CDBG-CV funds.  The CDBG-CV funds were used to pay for daily rides for Seniors. The Agency served 79 unduplicated clients during the contract year.	



U.S. Department of Housing and Urban Development  
 Office of Community Planning and Development  
 Integrated Disbursement and Information System  
 CDBG Activity Summary Report (GPR) for Program Year 2023  
 FORT WORTH

Date: 20-Dec-2024  
 Time: 16:29  
 Page: 7

**PGM Year:** 2019  
**Project:** 0019 - CDBG CV-Support programming for Aging-In-Place  
**IDIS Activity:** 7480 - 19-20 CDBG-CV Meals On Wheels - Senior Nutrition Program {102718-9919U6}

Status: Completed 8/15/2022 12:00:00 AM      Objective: Create suitable living environments  
 Location: 5740 Airport Fwy Fort Worth, TX 76117-6005      Outcome: Sustainability  
    Matrix Code: Senior Centers (03A)      National Objective: LMC

**Activity to prevent, prepare for, and respond to Coronavirus:** Yes

**Initial Funding Date:** 08/17/2020

**Description:**

This program will provide meal-delivery throughout Fort Worth to the homes of the individuals on the program. Meal Preparation takes place at the agency offices

**Financing**

	Fund Type	Grant Year	Grant	Funded Amount	Drawn In Program Year	Drawn Thru Program Year
CDBG	EN	2020	B20MW480010	\$659,981.94	\$147,254.11	\$659,981.94
<b>Total</b>	<b>Total</b>			<b>\$659,981.94</b>	<b>\$147,254.11</b>	<b>\$659,981.94</b>

**Proposed Accomplishments**

Public Facilities : 67

**Actual Accomplishments**

Number assisted:

	Owner		Renter		Total		Person	
	Total	Hispanic	Total	Hispanic	Total	Hispanic	Total	Hispanic
White:	0	0	0	0	0	0	343	120
Black/African American:	0	0	0	0	0	0	245	0
Asian:	0	0	0	0	0	0	16	0
American Indian/Alaskan Native:	0	0	0	0	0	0	6	0
Native Hawaiian/Other Pacific Islander:	0	0	0	0	0	0	3	0
American Indian/Alaskan Native & White:	0	0	0	0	0	0	0	0
Asian White:	0	0	0	0	0	0	0	0
Black/African American & White:	0	0	0	0	0	0	0	0
American Indian/Alaskan Native & Black/African American:	0	0	0	0	0	0	1	0
Other multi-racial:	0	0	0	0	0	0	10	0
Asian/Pacific Islander:	0	0	0	0	0	0	0	0
Hispanic:	0	0	0	0	0	0	0	0



U.S. Department of Housing and Urban Development  
 Office of Community Planning and Development  
 Integrated Disbursement and Information System  
 CDBG Activity Summary Report (GPR) for Program Year 2023  
 FORT WORTH

Date: 20-Dec-2024  
 Time: 16:29  
 Page: 8

<b>Total:</b>	<b>0</b>	<b>0</b>	<b>0</b>	<b>0</b>	<b>0</b>	<b>0</b>	<b>624</b>	<b>120</b>	
Female-headed Households:	0		0		0				
<i>Income Category:</i>									
	<b>Owner</b>	<b>Renter</b>	<b>Total</b>						<b>Person</b>
Extremely Low	0	0	0						384
Low Mod	0	0	0						60
Moderate	0	0	0						16
Non Low Moderate	0	0	0						164
Total	0	0	0						624
Percent Low/Mod									73.7%

**Annual Accomplishments**

<b>Years</b>	<b>Accomplishment Narrative</b>	<b># Benefitting</b>
2020	<p>Meals on Wheels assisted seniors and disabled individuals in the Fort Worth metroplex with daily nutritional meals throughout the program year. Services were available daily and citywide during the COVID-19 pandemic.</p> <p>From October 1, 2020 to August 30, 2021, the City of Fort Worth reimbursed the agency \$300,000.00 in CDBG-CV funds. The CDBG-CV funds were used to pay for daily meals. The Agency served 624 unduplicated clients during the contract year.</p>	



U.S. Department of Housing and Urban Development  
 Office of Community Planning and Development  
 Integrated Disbursement and Information System  
 CDBG Activity Summary Report (GPR) for Program Year 2023  
 FORT WORTH

Date: 20-Dec-2024  
 Time: 16:29  
 Page: 9

**PGM Year:** 2019  
**Project:** 0025 - CDBG-CV NSD Program Administration  
**IDIS Activity:** 7492 - 19-20 CDBG-CV City of Fort Worth - NSD Administration  
 Status: Open Objective:  
 Location: , Outcome:  
 Matrix Code: General Program Administration (21A) National Objective:

**Activity to prevent, prepare for, and respond to Coronavirus:** Yes

**Initial Funding Date:** 08/17/2020

**Description:**

This project is for the planning, administering, operating and monitoring grant programs to ensure compliance with HUD and City policies and regulations. This includes administration of subrecipient contracts, financial account reporting, onsite monitoring visits, and preparation of plans and reports.

**Financing**

	Fund Type	Grant Year	Grant	Funded Amount	Drawn In Program Year	Drawn Thru Program Year
CDBG	AD	2020	B20MW480010	\$449,699.76	\$56,468.57	\$308,610.09
<b>Total</b>	<b>Total</b>			<b>\$449,699.76</b>	<b>\$56,468.57</b>	<b>\$308,610.09</b>

**Proposed Accomplishments**

**Actual Accomplishments**

*Number assisted:*

	<b>Owner</b>		<b>Renter</b>		<b>Total</b>		<b>Person</b>	
	Total	Hispanic	Total	Hispanic	Total	Hispanic	Total	Hispanic
White:					0	0		
Black/African American:					0	0		
Asian:					0	0		
American Indian/Alaskan Native:					0	0		
Native Hawaiian/Other Pacific Islander:					0	0		
American Indian/Alaskan Native & White:					0	0		
Asian White:					0	0		
Black/African American & White:					0	0		
American Indian/Alaskan Native & Black/African American:					0	0		
Other multi-racial:					0	0		
Asian/Pacific Islander:					0	0		
Hispanic:					0	0		
<b>Total:</b>	<b>0</b>	<b>0</b>	<b>0</b>	<b>0</b>	<b>0</b>	<b>0</b>	<b>0</b>	<b>0</b>



U.S. Department of Housing and Urban Development  
Office of Community Planning and Development  
Integrated Disbursement and Information System  
CDBG Activity Summary Report (GPR) for Program Year 2023  
FORT WORTH

Date: 20-Dec-2024

Time: 16:29

Page: 10

Female-headed Households:

0

*Income Category:*

	<b>Owner</b>	<b>Renter</b>	<b>Total</b>	<b>Person</b>
Extremely Low			0	
Low Mod			0	
Moderate			0	
Non Low Moderate			0	
Total	0	0	0	0
Percent Low/Mod				

**Annual Accomplishments**

No data returned for this view. This might be because the applied filter excludes all data.





U.S. Department of Housing and Urban Development  
 Office of Community Planning and Development  
 Integrated Disbursement and Information System  
 CDBG Activity Summary Report (GPR) for Program Year 2023  
 FORT WORTH

Date: 20-Dec-2024  
 Time: 16:29  
 Page: 11

**PGM Year:** 2020  
**Project:** 0003 - 20-21 Homeowner Housing Rehabilitation  
**IDIS Activity:** 7531 - 20-21 Match for Lead Grant {103020-991943}

Status: Completed 12/2/2024 7:45:17 PM      Objective: Create suitable living environments  
 Location: 2905 Malcolm St Fort Worth, TX 76112-6626      Outcome: Sustainability  
 Matrix Code: Rehab; Single-Unit Residential (14A)      National Objective: LMH

**Activity to prevent, prepare for, and respond to Coronavirus:** No

**Initial Funding Date:** 01/09/2021

**Description:**  
 Funds will be used as the CDBG match portion for the Lead Hazard Reduction Demonstration Grant Program to pay for control efforts, rehabilitation, and related activities to carry out eligible expenses under the lead hazard reduction activities for housing units.

**Financing**

	Fund Type	Grant Year	Grant	Funded Amount	Drawn In Program Year	Drawn Thru Program Year
CDBG	EN	2020	B20MC480010	\$750,000.00	\$145,902.35	\$750,000.00
<b>Total</b>	<b>Total</b>			<b>\$750,000.00</b>	<b>\$145,902.35</b>	<b>\$750,000.00</b>

**Proposed Accomplishments**

Housing Units : 230

**Actual Accomplishments**

Number assisted:

	Owner		Renter		Total		Person	
	Total	Hispanic	Total	Hispanic	Total	Hispanic	Total	Hispanic
White:	34	32	0	0	34	32	0	0
Black/African American:	13	0	0	0	13	0	0	0
Asian:	0	0	0	0	0	0	0	0
American Indian/Alaskan Native:	0	0	0	0	0	0	0	0
Native Hawaiian/Other Pacific Islander:	0	0	0	0	0	0	0	0
American Indian/Alaskan Native & White:	0	0	0	0	0	0	0	0
Asian White:	0	0	0	0	0	0	0	0
Black/African American & White:	0	0	0	0	0	0	0	0
American Indian/Alaskan Native & Black/African American:	0	0	0	0	0	0	0	0
Other multi-racial:	0	0	0	0	0	0	0	0
Asian/Pacific Islander:	0	0	0	0	0	0	0	0
Hispanic:	0	0	0	0	0	0	0	0



U.S. Department of Housing and Urban Development  
 Office of Community Planning and Development  
 Integrated Disbursement and Information System  
 CDBG Activity Summary Report (GPR) for Program Year 2023  
 FORT WORTH

Date: 20-Dec-2024  
 Time: 16:29  
 Page: 12

<b>Total:</b>	<b>47</b>	<b>32</b>	<b>0</b>	<b>0</b>	<b>47</b>	<b>32</b>	<b>0</b>	<b>0</b>
Female-headed Households:	35		0		35			
<i>Income Category:</i>								
	<b>Owner</b>	<b>Renter</b>	<b>Total</b>	<b>Person</b>				
Extremely Low	34	0	34	0				
Low Mod	26	0	26	0				
Moderate	14	0	14	0				
Non Low Moderate	7	0	7	0				
Total	81	0	81	0				
Percent Low/Mod	91.4%		91.4%					

**Annual Accomplishments**

Years	Accomplishment Narrative	# Benefiting
2020	Funds will be used as the CDBG match portion for the Lead Hazard Reduction Demonstration Grant Program to pay for control efforts, rehabilitation, and related activities to carry out eligible expenses under the lead hazard reduction activities for housing units.	
2021	Funds will be used as the CDBG match portion for the Lead Hazard Reduction Demonstration Grant Program to pay for control efforts, rehabilitation, and related activities to carry out eligible expenses under the lead hazard reduction activities for housing units. For Oct 1 - September 30 of the program year, 47 units were served.	
2022	Funds were used as the CDBG match portion for the Lead Hazard Reduction Demonstration Grant Program to pay for control efforts, rehabilitation, and related activities to carry out eligible expenses under the lead hazard reduction activities for housing units. A total of 31 homes were completed during the program year of October 1, 2022 - September 30, 2023.	
2023	CDBG funds were used to provide services for 34 homes	



U.S. Department of Housing and Urban Development  
 Office of Community Planning and Development  
 Integrated Disbursement and Information System  
 CDBG Activity Summary Report (GPR) for Program Year 2023  
 FORT WORTH

Date: 20-Dec-2024  
 Time: 16:29  
 Page: 13

**PGM Year:** 2020  
**Project:** 0003 - 20-21 Homeowner Housing Rehabilitation  
**IDIS Activity:** 7532 - Trinity Habitat for Humanity Preserve a Home Program - Rosemont {103020-991950}  
**Status:** Open **Objective:** Create suitable living environments  
**Location:** 9333 N Normandale St Fort Worth, TX 76116-2858 **Outcome:** Sustainability  
**Matrix Code:** Rehab; Single-Unit Residential (14A) **National Objective:** LMH

**Activity to prevent, prepare for, and respond to Coronavirus:** No

**Initial Funding Date:** 01/09/2021

**Description:**

The purpose of the project is to restore homes for low-income persons from the Rosemont neighborhood in Fort Worth. As a partner with the City's Lead-Safe Program, Trinity Habitat for Humanity will perform exterior work that is needed. Proposed improvements include replacing/repairing siding, roof replacement/repair, replacing/reglazing windows and doors and, replacing trim and painting.

**Financing**

	Fund Type	Grant Year	Grant	Funded Amount	Drawn In Program Year	Drawn Thru Program Year
CDBG	EN	2020	B20MC480010	\$400,000.00	\$198,744.49	\$299,444.98
<b>Total</b>	<b>Total</b>			<b>\$400,000.00</b>	<b>\$198,744.49</b>	<b>\$299,444.98</b>

**Proposed Accomplishments**

Housing Units : 40

**Actual Accomplishments**

*Number assisted:*

	Owner		Renter		Total		Person	
	Total	Hispanic	Total	Hispanic	Total	Hispanic	Total	Hispanic
White:	3	1	0	0	3	1	0	0
Black/African American:	2	1	0	0	2	1	0	0
Asian:	0	0	0	0	0	0	0	0
American Indian/Alaskan Native:	0	0	0	0	0	0	0	0
Native Hawaiian/Other Pacific Islander:	0	0	0	0	0	0	0	0
American Indian/Alaskan Native & White:	0	0	0	0	0	0	0	0
Asian White:	0	0	0	0	0	0	0	0
Black/African American & White:	0	0	0	0	0	0	0	0
American Indian/Alaskan Native & Black/African American:	0	0	0	0	0	0	0	0
Other multi-racial:	0	0	0	0	0	0	0	0
Asian/Pacific Islander:	0	0	0	0	0	0	0	0
Hispanic:	0	0	0	0	0	0	0	0



U.S. Department of Housing and Urban Development  
 Office of Community Planning and Development  
 Integrated Disbursement and Information System  
 CDBG Activity Summary Report (GPR) for Program Year 2023  
 FORT WORTH

Date: 20-Dec-2024  
 Time: 16:29  
 Page: 14

<b>Total:</b>	<b>5</b>	<b>2</b>	<b>0</b>	<b>0</b>	<b>5</b>	<b>2</b>	<b>0</b>	<b>0</b>
Female-headed Households:	0		0		0			

*Income Category:*

	Owner	Renter	Total	Person
Extremely Low	1	0	1	0
Low Mod	2	0	2	0
Moderate	0	0	0	0
Non Low Moderate	0	0	0	0
Total	3	0	3	0
Percent Low/Mod	100.0%		100.0%	

**Annual Accomplishments**

Years	Accomplishment Narrative	# Benefitting
2022	The purpose of the project is to restore homes for low-income persons from the Rosemont neighborhood in Fort Worth. As a partner with the City's Lead-Safe Program, Trinity Habitat for Humanity will perform exterior work that is needed. Proposed improvements include replacing/repairing siding, roof replacement/repair, replacing/reglazing windows and doors and, replacing trim and painting. From October 1-Septemeber 30 of the program year (2022-2023) Trinity Habitat has restored 3 homes	
2023	The purpose of the project is to restore homes for low-income persons from the Rosemont neighborhood in Fort Worth. As a partner with the City's Lead-Safe Program, Trinity Habitat for Humanity will perform exterior work that is needed. Proposed improvements include replacing/repairing siding, roof replacement/repair, replacing/reglazing windows and doors, and, replacing trim and painting. From October 1 to December 31, 2023 of the program year 3 unduplicated clients have been served.	



U.S. Department of Housing and Urban Development  
 Office of Community Planning and Development  
 Integrated Disbursement and Information System  
 CDBG Activity Summary Report (GPR) for Program Year 2023  
 FORT WORTH

Date: 20-Dec-2024  
 Time: 16:29  
 Page: 15

**PGM Year:** 2019  
**Project:** 0020 - CDBG-CV Affordable Housing  
**IDIS Activity:** 7570 - 19-20 Sheraton Drive Infrastructure Project {102691,103020-9919D4}  
**Status:** Completed 11/14/2023 9:20:52 PM  
**Location:** 2510 Sheraton Drive Fort Worth, TX 76105  
**Objective:** Create suitable living environments  
**Outcome:** Availability/accessibility  
**Matrix Code:** Water/Sewer Improvements (03J) **National Objective:** LMA

**Activity to prevent, prepare for, and respond to Coronavirus:** No

**Initial Funding Date:** 03/17/2021

**Description:**  
 Sheraton Drive WaterSewer Installation Project (Project) will provide water and sewer improvements to support future affordable infill development on Sheraton Drive. Project will include 5-sewer and water taps to vacant lots on Sheraton Drive which are owned by the Fort Worth Housing Finance Corporation to be used for future affordable single family homes.  
 The proposed work will consist of the installationnew construction of an 8" water extension from Ramey Drive to Sunshine Drive on Sheraton Drive.

**Financing**

	Fund Type	Grant Year	Grant	Funded Amount	Drawn In Program Year	Drawn Thru Program Year
CDBG	EN	2020	B20MC480010	\$176,881.69	\$0.00	\$176,881.69
	LA	2013	B13MC480010	\$219,951.38	\$0.00	\$219,951.38
<b>Total</b>	<b>Total</b>			<b>\$396,833.07</b>	<b>\$0.00</b>	<b>\$396,833.07</b>

**Proposed Accomplishments**

People (General) : 5  
 Total Population in Service Area: 5,095  
 Census Tract Percent Low / Mod: 79.78

**Annual Accomplishments**

Years	Accomplishment Narrative	# Benefitting
2021	Construction is about 90% complete. The project should be closed out in IDIS by 3/31/23.	
2022	The \$700,000.00 in CDBG funds awarded to the Sheraton Drive Infrastructure project were used to provide water and sewer improvements to support future affordable housing infill development on Sheraton Drive. The Project included five sewer and water taps to vacant lots on Sheraton Drive which are owned by the Fort Worth Housing Finance Corporation.  The total project budget was \$700,000.00. The expended amount is \$396,833.07. The remaining balance of \$303,166.93 was transferred to Casa de los Suenos (IDIS# 7767).	



U.S. Department of Housing and Urban Development  
 Office of Community Planning and Development  
 Integrated Disbursement and Information System  
 CDBG Activity Summary Report (GPR) for Program Year 2023  
 FORT WORTH

Date: 20-Dec-2024  
 Time: 16:29  
 Page: 16

**PGM Year:** 2020  
**Project:** 0001 - 20-21 NSD Program Administration  
**IDIS Activity:** 7573 - 2020-2021 CDBG-CV3 City of Fort Worth - NSD Administration  
 Status: Open Objective:  
 Location: , Outcome:  
 Matrix Code: General Program Administration (21A) National Objective:

**Activity to prevent, prepare for, and respond to Coronavirus:** Yes

**Initial Funding Date:** 04/13/2021

**Description:**

This project is for the planning, administering, operating and monitoring grant programs to ensure compliance with HUD and City policies and regulations. This includes administration of subrecipient contracts, financial account reporting, onsite monitoring visits, and preparation of plans and reports.

**Financing**

	Fund Type	Grant Year	Grant	Funded Amount	Drawn In Program Year	Drawn Thru Program Year
CDBG	AD	2020	B20MW480010	\$686,641.20	\$90,750.28	\$480,343.11
<b>Total</b>	<b>Total</b>			<b>\$686,641.20</b>	<b>\$90,750.28</b>	<b>\$480,343.11</b>

**Proposed Accomplishments**

**Actual Accomplishments**

*Number assisted:*

	<b>Owner</b>		<b>Renter</b>		<b>Total</b>		<b>Person</b>	
	Total	Hispanic	Total	Hispanic	Total	Hispanic	Total	Hispanic
White:					0	0		
Black/African American:					0	0		
Asian:					0	0		
American Indian/Alaskan Native:					0	0		
Native Hawaiian/Other Pacific Islander:					0	0		
American Indian/Alaskan Native & White:					0	0		
Asian White:					0	0		
Black/African American & White:					0	0		
American Indian/Alaskan Native & Black/African American:					0	0		
Other multi-racial:					0	0		
Asian/Pacific Islander:					0	0		
Hispanic:					0	0		
<b>Total:</b>	<b>0</b>	<b>0</b>	<b>0</b>	<b>0</b>	<b>0</b>	<b>0</b>	<b>0</b>	<b>0</b>



U.S. Department of Housing and Urban Development  
Office of Community Planning and Development  
Integrated Disbursement and Information System  
CDBG Activity Summary Report (GPR) for Program Year 2023  
FORT WORTH

Date: 20-Dec-2024

Time: 16:29

Page: 17

Female-headed Households:

0

*Income Category:*

	<b>Owner</b>	<b>Renter</b>	<b>Total</b>	<b>Person</b>
Extremely Low			0	
Low Mod			0	
Moderate			0	
Non Low Moderate			0	
Total	0	0	0	0
Percent Low/Mod				

**Annual Accomplishments**

No data returned for this view. This might be because the applied filter excludes all data.



U.S. Department of Housing and Urban Development  
 Office of Community Planning and Development  
 Integrated Disbursement and Information System  
 CDBG Activity Summary Report (GPR) for Program Year 2023  
 FORT WORTH

Date: 20-Dec-2024  
 Time: 16:29  
 Page: 18

**PGM Year:** 2020  
**Project:** 0003 - 20-21 Homeowner Housing Rehabilitation  
**IDIS Activity:** 7581 - 20-21 CDBG-CV3 Trinity Habitat for Humanity Healthy Homes for Seniors Program {103166-991950}

Status: Open Objective: Create suitable living environments  
 Location: 4937 Townsend Dr Fort Worth, TX 76115-3832 Outcome: Sustainability  
 Matrix Code: Rehab; Single-Unit Residential (14A) National Objective: LMH

**Activity to prevent, prepare for, and respond to Coronavirus:** Yes

**Initial Funding Date:** 06/10/2021

**Description:**  
 The purpose of the project is to restore homes for low-income persons ages 62 and older in Fort Worth. Proposed improvements include replacing/repairing siding, roof replacement/repair, replacing/reglazing windows and doors and, replacing trim and painting.

**Financing**

	Fund Type	Grant Year	Grant	Funded Amount	Drawn In Program Year	Drawn Thru Program Year
CDBG	EN	2020	B20MW480010	\$2,000,000.00	\$174,244.51	\$1,999,014.80
<b>Total</b>	<b>Total</b>			<b>\$2,000,000.00</b>	<b>\$174,244.51</b>	<b>\$1,999,014.80</b>

**Proposed Accomplishments**

Housing Units : 68

**Actual Accomplishments**

Number assisted:

	Owner		Renter		Total		Person	
	Total	Hispanic	Total	Hispanic	Total	Hispanic	Total	Hispanic
White:	15	4	0	0	15	4	0	0
Black/African American:	82	0	0	0	82	0	0	0
Asian:	0	0	0	0	0	0	0	0
American Indian/Alaskan Native:	1	0	0	0	1	0	0	0
Native Hawaiian/Other Pacific Islander:	0	0	0	0	0	0	0	0
American Indian/Alaskan Native & White:	1	0	0	0	1	0	0	0
Asian White:	0	0	0	0	0	0	0	0
Black/African American & White:	2	0	0	0	2	0	0	0
American Indian/Alaskan Native & Black/African American:	0	0	0	0	0	0	0	0
Other multi-racial:	3	0	0	0	3	0	0	0
Asian/Pacific Islander:	0	0	0	0	0	0	0	0
Hispanic:	0	0	0	0	0	0	0	0





U.S. Department of Housing and Urban Development  
 Office of Community Planning and Development  
 Integrated Disbursement and Information System  
 CDBG Activity Summary Report (GPR) for Program Year 2023  
 FORT WORTH

Date: 20-Dec-2024  
 Time: 16:29  
 Page: 19

<b>Total:</b>	<b>104</b>	<b>4</b>	<b>0</b>	<b>0</b>	<b>104</b>	<b>4</b>	<b>0</b>	<b>0</b>
Female-headed Households:	65		0		65			
<i>Income Category:</i>								
	<b>Owner</b>	<b>Renter</b>	<b>Total</b>	<b>Person</b>				
Extremely Low	49	0	49	0				
Low Mod	36	0	36	0				
Moderate	15	0	15	0				
Non Low Moderate	15	0	15	0				
Total	115	0	115	0				
Percent Low/Mod	87.0%		87.0%					

**Annual Accomplishments**

<b>Years</b>	<b>Accomplishment Narrative</b>	<b># Benefitting</b>
2020	improvements include replacing/repairing siding, roof replacement/repair, replacing/reglazing windows and doors and, replacing trim and painting. From July to Sept, 4 homes received repair.	
2021	Improvements include replacing/repairing siding, roof replacement/repair, replacing/reglazing windows and doors, and, replacing trim and painting. From October 1 to September 30 of the program year, 71 homes received repairs.	
2022	<p>The Healthy Homes for Seniors Program program provides exterior home repairs for low-mod income homeowners 62 years and older living in Fort Worth, Texas. Eligible repairs and/or replacement of systems include: HVAC, electrical, natural gas, plumbing, roof, grab bars and lever hardware for doors. From October 1, 2022- September 30,2023, the program has conducted home repairs for 80 elderly eligible clients.</p> <p>Clients must be income eligible households, occupy the home as their principal residence and must lack the financial means or physical ability to renovate their homes.</p> <p>The goal of the program is to help seniors who own their homes to age in place successfully. The Program responds to the COVID-19 Pandemic by reducing the exposure senior citizens face when they are required to leave their home and move into an attendant care facility.</p> <p>The anticipated completion date is Spring of 2025.</p>	
2023	<p>The Healthy Homes for Seniors Program program provides exterior home repairs for low-mod income homeowners 62 years and older living in Fort Worth, Texas. Eligible repairs and/or replacement of systems include: HVAC, electrical, natural gas, plumbing, roof, grab bars and lever hardware for doors. From October 1, 2023- December 31, 2023, of the program year, the program has conducted home repairs for 102 elderly eligible clients.</p> <p>Clients must be income-eligible households, occupy the home as their principal residence, and must lack the financial means or physical ability to renovate their homes.</p>	



U.S. Department of Housing and Urban Development  
 Office of Community Planning and Development  
 Integrated Disbursement and Information System  
 CDBG Activity Summary Report (GPR) for Program Year 2023  
 FORT WORTH

Date: 20-Dec-2024  
 Time: 16:29  
 Page: 20

**PGM Year:** 2019  
**Project:** 0005 - 19-20 Accessibility Improvements  
**IDIS Activity:** 7602 - 19-20 Gragg Childcare Facility Improvements Project  
**Status:** Open  
**Location:** 2400 E 1st St Fort Worth, TX 76111-1154  
**Objective:** Create suitable living environments  
**Outcome:** Availability/accessibility  
**Matrix Code:** Child Care Centers (03M) **National Objective:** LMC

**Activity to prevent, prepare for, and respond to Coronavirus:** No

**Initial Funding Date:** 07/09/2021

**Description:**

A total of \$500,000 in CDBG program income funds have been allocated for improvements to the Gragg Childcare Facility for the rehabilitation of a community facility for early childhood.

The Gragg Childhood Development Center was built in 1996 and contains approximately 9,200 square feet.

The facility serves approximately 61 children in Head Start and Early Head Start programs.

The improvements will allow Childcare Associates to add approximately 16 to 24 additional 0-3 year olds served with Early Head Start. Possible improvements include but are not limited to the addition of more classrooms and restrooms, replacement of single pane windows with energy efficient windows, roof repairs, addition of gutter drains, replacement of flooring and rubber base, interior and exterior ADA accessibility improvements, replacement of water heaters, replacement or upgrade of existing fire alarmsuppression, mechanical, HVAC, electrical, lighting and plumbing fixtures and systems.

**Financing**

	Fund Type	Grant Year	Grant	Funded Amount	Drawn In Program Year	Drawn Thru Program Year
CDBG	LA	2014	B14MC480010	\$425.94	\$0.00	\$425.94
		2015	B15MC480010	\$499,574.06	\$361,390.39	\$499,574.06
<b>Total</b>	<b>Total</b>			<b>\$500,000.00</b>	<b>\$361,390.39</b>	<b>\$500,000.00</b>

**Proposed Accomplishments**

Public Facilities : 85

**Actual Accomplishments**

Number assisted:

	Owner		Renter		Total		Person	
	Total	Hispanic	Total	Hispanic	Total	Hispanic	Total	Hispanic
White:	0	0	0	0	0	0	0	0
Black/African American:	0	0	0	0	0	0	0	0
Asian:	0	0	0	0	0	0	0	0
American Indian/Alaskan Native:	0	0	0	0	0	0	0	0
Native Hawaiian/Other Pacific Islander:	0	0	0	0	0	0	0	0
American Indian/Alaskan Native & White:	0	0	0	0	0	0	0	0
Asian White:	0	0	0	0	0	0	0	0



U.S. Department of Housing and Urban Development  
 Office of Community Planning and Development  
 Integrated Disbursement and Information System  
 CDBG Activity Summary Report (GPR) for Program Year 2023  
 FORT WORTH

Date: 20-Dec-2024  
 Time: 16:29  
 Page: 21

Black/African American & White:	0	0	0	0	0	0	0	0
American Indian/Alaskan Native & Black/African American:	0	0	0	0	0	0	0	0
Other multi-racial:	0	0	0	0	0	0	0	0
Asian/Pacific Islander:	0	0	0	0	0	0	0	0
Hispanic:	0	0	0	0	0	0	0	0
<b>Total:</b>	<b>0</b>	<b>0</b>	<b>0</b>	<b>0</b>	<b>0</b>	<b>0</b>	<b>0</b>	<b>0</b>

Female-headed Households: 0 0 0 0

*Income Category:*

	<b>Owner</b>	<b>Renter</b>	<b>Total</b>	<b>Person</b>
Extremely Low	0	0	0	0
Low Mod	0	0	0	0
Moderate	0	0	0	0
Non Low Moderate	0	0	0	0
Total	0	0	0	0
Percent Low/Mod				

**Annual Accomplishments**

<b>Years</b>	<b>Accomplishment Narrative</b>	<b># Benefitting</b>
2020	Due to a delay related to the pandemic, this project was placed on hold. The design work for this project is being negotiated to determine a scope of work. Project is anticipated to be completed in 2023. Funds will be used for design and hard construction costs.	
2021	Project secured the necessary funding to complete the project. CDBG contract has been drafted and execution anticipated November 2022. Staff anticipates the start of construction February 2023 with completion December 2023.	
2022	This project is the substantial rehabilitation of a childcare center. The planning and architecture phases are complete, and construction will begin in October 2023. The improvements include the addition of new classrooms, roof repairs, ADA accessibility improvements, HVAC, plumbing, and electrical. The project is anticipated to be complete in Spring 2024.	
2023	This project is the substantial rehabilitation of a childcare center. The planning and architecture phases are complete, and construction began in October 2023. The improvements include the addition of new classrooms, roof repairs, ADA accessibility improvements, HVAC, plumbing, and electrical. The project is completed; pending closeout memo for accomplishment data.	
2024	This project is the substantial rehabilitation of a childcare center. The planning and architecture phases are complete, and construction began in October 2023. The improvements include the addition of new classrooms, roof repairs, ADA accessibility improvements, HVAC, plumbing, and electrical. The project is completed; pending closeout memo for accomplishment data.	



U.S. Department of Housing and Urban Development  
 Office of Community Planning and Development  
 Integrated Disbursement and Information System  
 CDBG Activity Summary Report (GPR) for Program Year 2023  
 FORT WORTH

Date: 20-Dec-2024  
 Time: 16:29  
 Page: 22

**PGM Year:** 2019  
**Project:** 0012 - 19-20 CDBG Homeless Services  
**IDIS Activity:** 7603 - 19-20 Salvation Army Shelter Rehabilitation Project

Status: Completed 9/30/2024 2:14:41 PM      Objective: Create suitable living environments  
 Location: 1855 E Lancaster Ave Fort Worth, TX 76103-2123      Outcome: Availability/accessibility  
 Matrix Code: Homeless Facilities (not operating costs) (03C)      National Objective: LMC

**Activity to prevent, prepare for, and respond to Coronavirus:** No

**Initial Funding Date:** 07/09/2021

**Description:**  
 A total of \$754,302.80 in CDBG program income funds have been allocated for the rehabilitation work at the Salvation Army, Mabee Center, located at 1855 East Lancaster Avenue, Fort Worth, TX 76103.  
 The work will include the renovation of both emergency shelters, restrooms and other 1st floor common areas that are utilized by the emergency shelter families.  
 The proposed project will benefit homeless Fort Worth families and between 500 to 700 individuals per year. Grant funds will be used specifically for construction costs associated with the rehab work at the shelters.  
 The proposed work will consist of the rehab of two dormitory-style family shelters, restrooms, building entrance, check-in area, three separate family rooms and one ADA family room.

**Financing**

	Fund Type	Grant Year	Grant	Funded Amount	Drawn In Program Year	Drawn Thru Program Year
CDBG	LA	2013	B13MC480010	\$49,297.54	\$0.00	\$49,297.54
		2014	B14MC480010	\$705,005.26	\$691,333.13	\$705,005.26
<b>Total</b>	<b>Total</b>			<b>\$754,302.80</b>	<b>\$691,333.13</b>	<b>\$754,302.80</b>

**Proposed Accomplishments**

Public Facilities : 500

**Actual Accomplishments**

*Number assisted:*

	Owner		Renter		Total		Person	
	Total	Hispanic	Total	Hispanic	Total	Hispanic	Total	Hispanic
White:	0	0	0	0	0	0	12	9
Black/African American:	0	0	0	0	0	0	71	6
Asian:	0	0	0	0	0	0	0	0
American Indian/Alaskan Native:	0	0	0	0	0	0	1	0
Native Hawaiian/Other Pacific Islander:	0	0	0	0	0	0	0	0
American Indian/Alaskan Native & White:	0	0	0	0	0	0	0	0
Asian White:	0	0	0	0	0	0	0	0
Black/African American & White:	0	0	0	0	0	0	5	0
American Indian/Alaskan Native & Black/African American:	0	0	0	0	0	0	3	0



U.S. Department of Housing and Urban Development  
 Office of Community Planning and Development  
 Integrated Disbursement and Information System  
 CDBG Activity Summary Report (GPR) for Program Year 2023  
 FORT WORTH

Date: 20-Dec-2024  
 Time: 16:29  
 Page: 23

Other multi-racial:	0	0	0	0	0	0	5	0
Asian/Pacific Islander:	0	0	0	0	0	0	0	0
Hispanic:	0	0	0	0	0	0	0	0
<b>Total:</b>	<b>0</b>	<b>0</b>	<b>0</b>	<b>0</b>	<b>0</b>	<b>0</b>	<b>97</b>	<b>15</b>

Female-headed Households: 0 0 0 0 0 0

*Income Category:*

	<b>Owner</b>	<b>Renter</b>	<b>Total</b>	<b>Person</b>
Extremely Low	0	0	0	97
Low Mod	0	0	0	0
Moderate	0	0	0	0
Non Low Moderate	0	0	0	0
Total	0	0	0	97
Percent Low/Mod	100.0%			

**Annual Accomplishments**

<b>Years</b>	<b>Accomplishment Narrative</b>	<b># Benefiting</b>
2020	Due to a delay related to the pandemic, this project was placed on hold. Project is anticipated to be completed in 2023. Funds will be used for hard construction costs.	
2021	RFQ has been completed to select an architecture firm. Waiting for information on pre-con meeting and next steps; requested a project timeline update from Salvation Army, waiting for update.	
2022	It's anticipated that construction will begin on the project February or March of 2023, should have draw for project in May or June 2023. This project is the rehabilitation of a homeless shelter. Planning and architecture phases are complete, and construction will begin in October 2023. Improvements will be made allow for two dormitory-style family shelters, a new check in area, 3 private family rooms, and a private ADA family room. The project has an anticipated completion date of January 2024.	
2023	Accomplishment data entered for August 2024. A total of \$754,302.80 in CDBG funds were allocated for the rehabilitation of the Mabee Center for necessary improvements to the facility to accommodate homeless families. The design phase began in January 2023 and construction began in November 2023. The project was completed in August 2024. The work consisted of construction within the restroom and shelter areas to provide privacy for families, updates to plumbing, replacement of fixtures, electrical updates, sheet rock, painting, new ceilings, upgraded fire alarm system, new flooring, and building entrance upgrades to increase security. The improvements completed created more privacy and safety for clients in family rooms and redesigned restroom by converting a once open concept area to small dorms and private restrooms for single-parent, intact families, same-sex households, and families with teenagers. Since the project completion, the center has sheltered 97 unduplicated clients. The Salvation Army Mabee Center is located at 1855 E. Lancaster Ave., 76103, Council District 11. Total CDBG funds budgeted for the project were \$754,302.80 and a total of \$754,302.80 in CDBG funds were spent on the project.	



U.S. Department of Housing and Urban Development  
 Office of Community Planning and Development  
 Integrated Disbursement and Information System  
 CDBG Activity Summary Report (GPR) for Program Year 2023  
 FORT WORTH

Date: 20-Dec-2024  
 Time: 16:29  
 Page: 24

**PGM Year:** 2019  
**Project:** 0006 - 19-20 Poverty Reduction Programs  
**IDIS Activity:** 7615 - 19-20 Tarrant Area Food Bank RED Bus Program {102361-9919D9}  
**Status:** Completed 10/31/2024 12:00:00 AM  
**Location:** 2600 Cullen St Fort Worth, TX 76107-1302  
**Objective:** Create economic opportunities  
**Outcome:** Affordability  
**Matrix Code:** Food Banks (05W) **National Objective:** LMA

**Activity to prevent, prepare for, and respond to Coronavirus:** Yes

**Initial Funding Date:** 08/19/2021

**Description:**

The RED Bus Program will take the food bank's service directly to those most in need. At the heart of the program is a mobile service delivery unit - a specialty built vehicle, which provides space for the display of grocery items and office space for staff. Utilizing this vehicle, TAFB will provide (1) emergency food distribution; (2) nutrition education; and (3) assistance for enrollment of eligible families into federal benefits programs such as SNAP, TANF, CHIP and Medicaid.

**Financing**

	Fund Type	Grant Year	Grant	Funded Amount	Drawn In Program Year	Drawn Thru Program Year
CDBG	EN	2019	B19MC480010	\$427,962.06	\$756.22	\$427,962.06
<b>Total</b>	<b>Total</b>			<b>\$427,962.06</b>	<b>\$756.22</b>	<b>\$427,962.06</b>

**Proposed Accomplishments**

People (General) : 6,000  
 Total Population in Service Area: 216,880  
 Census Tract Percent Low / Mod: 64.06

**Annual Accomplishments**

Years	Accomplishment Narrative	# Benefitting
2021	Tarrant Area Food Bank RED Bus Program provided mobile food services to residents in low-to-moderate income neighborhoods in Fort Worth. The RED Bus Program took the food bank's service directly to those most in need. At the heart of the program is a mobile service delivery unit - a specialty built vehicle, which provides space for the display of grocery items and office space for staff. Utilizing this vehicle, TAFB provided (1) emergency food distribution; (2) nutrition education; and (3) assistance for enrollment of eligible families into federal benefits programs such as SNAP, TANF, CHIP and Medicaid.  From October 1, 2021 to September 30, 2022, the City of Fort Worth reimbursed the agency \$166,273.80 in CDBG funds. CDBG funds were used for program staff salaries, fuel, and food purchases. There were 2550 unduplicated clients served.	



U.S. Department of Housing and Urban Development  
 Office of Community Planning and Development  
 Integrated Disbursement and Information System  
 CDBG Activity Summary Report (GPR) for Program Year 2023  
 FORT WORTH

Date: 20-Dec-2024  
 Time: 16:29  
 Page: 25

Years	Accomplishment Narrative	# Benefitting
2022	<p>Tarrant Area Food Bank RED Bus Program provided mobile food bank and enrollment assistance to low-to-moderate income individuals and families within targeted low and moderate-income neighborhoods in Fort Worth. The RED Bus Program provided direct services to targeted communities in Fort Worth, that have been negatively impacted with food deserts by increasing access to fresh produce and basic food items not readily available. The Program had staff on hand to assist eligible individuals and families enroll/complete applications for assistance with state/federal programs (SNAP, TANF, CHIP, WIC and MEPS). The RED Bus Program provided emergency food boxes, and provided nutrition education in the targeted areas.</p> <p>From October 1, 2022 to September 30, 2023, the City of Fort Worth reimbursed the agency \$231,200.54 in CDBG funds</p> <p>CDBG funds pay for the three-year operational and support costs associated with the Resources and Education Delivered (RED) Bus operations within low and moderate-income areas in the City of Fort Worth.</p> <p>The agency served 3,724 unduplicated clients during the 22-23 contract year.</p>	
2023	<p>The RED Bus Program provided mobile food bank delivery services to low-to-moderate income individuals and families within target low and moderate-income neighborhoods in Fort Worth (U. S. Bureau. 2015-2019 American Community Survey (ACS) 5-Year Estimates Low and Moderate Incomes). The Program reduced the negative impact of food deserts by providing fresh produce and basic food items not readily available in the targeted communities in Fort Worth. The Program also provided emergency food boxes and provided nutrition education in the targeted areas.</p> <p>From June 1, 2021 to April 30, 2024, the City of Fort Worth reimbursed the agency \$427,962.06 in CDBG funds. Remaining balance of \$677.94 reallocated to 2019 CDBG Un-Programmed funds.</p> <p>CDBG funds paid for the three-year operational and support costs associated with the RED Bus Program (Salaries, Fringe, Food Supplies and Vehicle Maintenance). During the three-year mobile delivery service, the agency served 6,827 unduplicated clients.</p>	



U.S. Department of Housing and Urban Development  
 Office of Community Planning and Development  
 Integrated Disbursement and Information System  
 CDBG Activity Summary Report (GPR) for Program Year 2023  
 FORT WORTH

Date: 20-Dec-2024  
 Time: 16:29  
 Page: 26

**PGM Year:** 2020  
**Project:** 0003 - 20-21 Homeowner Housing Rehabilitation  
**IDIS Activity:** 7622 - Trinity Habitat for Humanity Preserve a Home Program -Carver Heights East {101785-991950}

Status: Open Objective: Provide decent affordable housing  
 Location: 2308 Felder Ln Fort Worth, TX 76112-8014 Outcome: Sustainability  
 Matrix Code: Rehab; Single-Unit Residential (14A) National Objective: LMH

**Activity to prevent, prepare for, and respond to Coronavirus:** No

**Initial Funding Date:** 10/14/2021

**Description:**

The purpose of the project is to restore homes for low-income persons from the Carver Heights East neighborhood in Fort Worth. As a partner with the City's Lead-Safe Program, Trinity Habitat for Humanity will perform exterior work that is needed. Proposed improvements include replacing/repairing siding, roof replacement/repair, replacing/reglazing windows and doors and, replacing trim and painting.

**Financing**

	Fund Type	Grant Year	Grant	Funded Amount	Drawn In Program Year	Drawn Thru Program Year
CDBG	EN	2018	B18MC480010	\$38,703.15	\$10,890.65	\$38,703.15
<b>Total</b>	<b>Total</b>			<b>\$38,703.15</b>	<b>\$10,890.65</b>	<b>\$38,703.15</b>

**Proposed Accomplishments**

Housing Units : 3

**Actual Accomplishments**

Number assisted:

	Owner		Renter		Total		Person	
	Total	Hispanic	Total	Hispanic	Total	Hispanic	Total	Hispanic
White:	0	0	0	0	0	0	0	0
Black/African American:	6	0	0	0	6	0	0	0
Asian:	0	0	0	0	0	0	0	0
American Indian/Alaskan Native:	0	0	0	0	0	0	0	0
Native Hawaiian/Other Pacific Islander:	0	0	0	0	0	0	0	0
American Indian/Alaskan Native & White:	0	0	0	0	0	0	0	0
Asian White:	0	0	0	0	0	0	0	0
Black/African American & White:	0	0	0	0	0	0	0	0
American Indian/Alaskan Native & Black/African American:	0	0	0	0	0	0	0	0
Other multi-racial:	0	0	0	0	0	0	0	0
Asian/Pacific Islander:	0	0	0	0	0	0	0	0
Hispanic:	0	0	0	0	0	0	0	0





U.S. Department of Housing and Urban Development  
 Office of Community Planning and Development  
 Integrated Disbursement and Information System  
 CDBG Activity Summary Report (GPR) for Program Year 2023  
 FORT WORTH

Date: 20-Dec-2024  
 Time: 16:29  
 Page: 27

<b>Total:</b>	<b>6</b>	<b>0</b>	<b>0</b>	<b>0</b>	<b>6</b>	<b>0</b>	<b>0</b>	<b>0</b>
Female-headed Households:	1		0		1			
<i>Income Category:</i>								
	<b>Owner</b>	<b>Renter</b>	<b>Total</b>	<b>Person</b>				
Extremely Low	2	0	2	0				
Low Mod	4	0	4	0				
Moderate	0	0	0	0				
Non Low Moderate	0	0	0	0				
Total	6	0	6	0				
Percent Low/Mod	100.0%		100.0%					

**Annual Accomplishments**

<b>Years</b>	<b>Accomplishment Narrative</b>	<b># Benefiting</b>
2022	<p>The Preserve-A-Home Program (Program) provides exterior home repairs for low-to-moderate (low-mod) income homeowners living in Fort Worth Texas. Eligible repairs include: replacing/repairing siding, roof replacement/repair, replacing/re-glazing windows or doors, replacing trim and painting, and other exterior items that are essential to maintaining the structural integrity of the home.</p> <p>The target neighborhood of this Program is the Carver Heights East neighborhood of Fort Worth Texas, with boundaries as designated by the Neighborhood Services Department Neighborhood Improvement program. The anticipated completion date of the project is Summer 2024. Trinity Habitat for Humanity completed one (1) Preserve A Home rehabilitation projects as of September 30, 2023.</p>	
2023	<p>The Preserve-A-Home program provides exterior home repairs for low-to-moderate (low-mod) income homeowners living in Fort Worth Texas. Eligible repairs include: replacing/repairing siding, roof replacement/repair, replacing/re-glazing windows or doors, replacing trim and painting, and other exterior items that are essential to maintaining the structural integrity of the home. Clients must be income-eligible households, occupy the home as their principal residence, and must lack the financial means or physical ability to renovate their homes. For the purposes of this Program, all clients served shall had a household income at or below 80% of Area Median Income, as defined and published annually by the United States Department of Housing and Urban Development (HUD).</p> <p>The Preserve-A-Home Carver Heights East had a goal to serve at least 10 and served six Cumulative Unduplicated Clients, or 60% of the program's goal (6/10).</p>	



U.S. Department of Housing and Urban Development  
 Office of Community Planning and Development  
 Integrated Disbursement and Information System  
 CDBG Activity Summary Report (GPR) for Program Year 2023  
 FORT WORTH

Date: 20-Dec-2024  
 Time: 16:29  
 Page: 28

<b>PGM Year:</b>	2020	<b>Objective:</b>	Provide decent affordable housing
<b>Project:</b>	0003 - 20-21 Homeowner Housing Rehabilitation	<b>Outcome:</b>	Sustainability
<b>IDIS Activity:</b>	7623 - Trinity Habitat for Humanity Preserve a Home Program -Historic Carver Heights {101217-991950}		
<b>Status:</b>	Open	<b>Matrix Code:</b>	Rehab; Single-Unit Residential (14A)
<b>Location:</b>	2208 McEwen Ct Fort Worth, TX 76112-7927	<b>National Objective:</b>	LMH

**Activity to prevent, prepare for, and respond to Coronavirus:** No

**Initial Funding Date:** 10/14/2021

**Description:**

The purpose of the project is to restore homes for low-income persons from the Historic Carver Heights neighborhood in Fort Worth. As a partner with the City's Lead-Safe Program, Trinity Habitat for Humanity will perform exterior work that is needed. Proposed improvements include replacing/repairing siding, roof replacement/repair, replacing/reglazing windows and doors and, replacing trim and painting.

**Financing**

	Fund Type	Grant Year	Grant	Funded Amount	Drawn In Program Year	Drawn Thru Program Year
CDBG	EN	2017	B17MC480010	\$126,602.53	\$45,034.48	\$126,602.53
		2018	B18MC480010	\$45,593.77	\$45,593.77	\$45,593.77
<b>Total</b>	<b>Total</b>			<b>\$172,196.30</b>	<b>\$90,628.25</b>	<b>\$172,196.30</b>

**Proposed Accomplishments**

Housing Units : 13

**Actual Accomplishments**

*Number assisted:*

	Owner		Renter		Total		Person	
	Total	Hispanic	Total	Hispanic	Total	Hispanic	Total	Hispanic
White:	0	0	0	0	0	0	0	0
Black/African American:	4	0	0	0	4	0	0	0
Asian:	0	0	0	0	0	0	0	0
American Indian/Alaskan Native:	0	0	0	0	0	0	0	0
Native Hawaiian/Other Pacific Islander:	0	0	0	0	0	0	0	0
American Indian/Alaskan Native & White:	0	0	0	0	0	0	0	0
Asian White:	0	0	0	0	0	0	0	0
Black/African American & White:	0	0	0	0	0	0	0	0
American Indian/Alaskan Native & Black/African American:	0	0	0	0	0	0	0	0
Other multi-racial:	0	0	0	0	0	0	0	0
Asian/Pacific Islander:	0	0	0	0	0	0	0	0



U.S. Department of Housing and Urban Development  
 Office of Community Planning and Development  
 Integrated Disbursement and Information System  
 CDBG Activity Summary Report (GPR) for Program Year 2023  
 FORT WORTH

Date: 20-Dec-2024  
 Time: 16:29  
 Page: 29

Hispanic:	0	0	0	0	0	0	0	0
<b>Total:</b>	<b>4</b>	<b>0</b>	<b>0</b>	<b>0</b>	<b>4</b>	<b>0</b>	<b>0</b>	<b>0</b>
Female-headed Households:	4		0		4			
<i>Income Category:</i>								
	<b>Owner</b>	<b>Renter</b>	<b>Total</b>	<b>Person</b>				
Extremely Low	0	0	0	0				
Low Mod	4	0	4	0				
Moderate	0	0	0	0				
Non Low Moderate	0	0	0	0				
Total	4	0	4	0				
Percent Low/Mod	100.0%		100.0%					

**Annual Accomplishments**

<b>Years</b>	<b>Accomplishment Narrative</b>	<b># Benefitting</b>
2021	The purpose of the project is to restore homes for low-income persons from the Historic Carver Heights neighborhood in Fort Worth. As a partner with the City's Lead-Safe Program, Trinity Habitat for Humanity will perform exterior work that is needed. From Oct 1 to September 30 of the Program year, no clients were served.	
2022	<p>The Preserve-A-Home program provides exterior home repairs for low-to-moderate (low-mod) income homeowners living in Fort Worth Texas. Eligible repairs include: replacing/repairing siding, roof replacement/repair, replacing/re-glazing windows or doors, replacing trim and painting, and other exterior items that are essential to maintaining the structural integrity of the home. Clients must be income-eligible households, occupy the home as their principal residence, and must lack the financial means or physical ability to renovate their homes. For the purposes of this Program, all clients served shall have a household income at or below 80% of Area Median Income, as defined and published annually by the United States Department of Housing and Urban Development (HUD).</p> <p>The Preserve-A-Home Carver Heights East/Historic Carver Heights programs are categorized as two different programs, with two different IDIS numbers, but have one combined goal in IDIS: serve at least 10 Unduplicated Clients (CSC No. 56213, ~5.3.3).</p> <p>Preserve-A-Home Historic Carver Heights had a goal to serve at least 8 of 10 (80%) proposed Cumulative Unduplicated Clients (CSC No. 56213, ~5.3.3). The Preserve-A-Home Historic Carver Heights program served eight Cumulative Unduplicated Clients, or 80% of the program's goal (8/10). Combined, the Preserve-A-Home Carver Heights East/Historic Carver Heights program served 14 Unduplicated Clients.</p>	





U.S. Department of Housing and Urban Development  
 Office of Community Planning and Development  
 Integrated Disbursement and Information System  
 CDBG Activity Summary Report (GPR) for Program Year 2023  
 FORT WORTH

Date: 20-Dec-2024  
 Time: 16:29  
 Page: 31

**PGM Year:** 2022  
**Project:** 0001 - 23-24 NSD Program Administration  
**IDIS Activity:** 7697 - 22-23 FMS Finance Part of 20% PA {104438-991901}  
**Status:** Completed 11/29/2023 12:00:00 AM  
**Location:** ,  
**Objective:**  
**Outcome:**  
**Matrix Code:** General Program Administration (21A)      **National Objective:**

**Activity to prevent, prepare for, and respond to Coronavirus:** No

**Initial Funding Date:** 01/06/2023

**Description:**

CDBG Funds will be used to pay for salaries and fringe benefits, insurance, supplies and associated costs to administer and oversee grant programs. This includes staff costs in Finance and Neighborhood Services departments, as well as applicable office supplies, copying, computer equipment and services, communications, and directly related transportation costs. Administrative Costs (20%) allocated as follows: Financial Management Services (FMS) - \$50,800.00 Compliance - \$229,300.00 Community Development - \$218,800.00 Planning & Reporting - \$317,150.00 Neighborhood Improvement & Revitalization - \$262,400.00 TOTAL: \$1,389,342.00

**Financing**

	Fund Type	Grant Year	Grant	Funded Amount	Drawn In Program Year	Drawn Thru Program Year
CDBG	AD	2022	B22MC480010	\$18,171.50	\$0.00	\$18,171.50
<b>Total</b>	<b>Total</b>			<b>\$18,171.50</b>	<b>\$0.00</b>	<b>\$18,171.50</b>

**Proposed Accomplishments**

**Actual Accomplishments**

*Number assisted:*

	<b>Owner</b>		<b>Renter</b>		<b>Total</b>		<b>Person</b>	
	Total	Hispanic	Total	Hispanic	Total	Hispanic	Total	Hispanic
White:					0	0		
Black/African American:					0	0		
Asian:					0	0		
American Indian/Alaskan Native:					0	0		
Native Hawaiian/Other Pacific Islander:					0	0		
American Indian/Alaskan Native & White:					0	0		
Asian White:					0	0		
Black/African American & White:					0	0		
American Indian/Alaskan Native & Black/African American:					0	0		
Other multi-racial:					0	0		
Asian/Pacific Islander:					0	0		
Hispanic:					0	0		



U.S. Department of Housing and Urban Development  
 Office of Community Planning and Development  
 Integrated Disbursement and Information System  
 CDBG Activity Summary Report (GPR) for Program Year 2023  
 FORT WORTH

Date: 20-Dec-2024  
 Time: 16:29  
 Page: 32

**Total:** 0 0 0 0 0 0 0 0

Female-headed Households: 0

*Income Category:*

	Owner	Renter	Total	Person
Extremely Low			0	
Low Mod			0	
Moderate			0	
Non Low Moderate			0	
Total	0	0	0	0
Percent Low/Mod				

**Annual Accomplishments**

No data returned for this view. This might be because the applied filter excludes all data.



U.S. Department of Housing and Urban Development  
 Office of Community Planning and Development  
 Integrated Disbursement and Information System  
 CDBG Activity Summary Report (GPR) for Program Year 2023  
 FORT WORTH

Date: 20-Dec-2024  
 Time: 16:29  
 Page: 33

**PGM Year:** 2022  
**Project:** 0001 - 23-24 NSD Program Administration  
**IDIS Activity:** 7698 - 22-23 NSD Compliance Part of 20% PA {104438-991902}

Status: Completed 11/29/2023 12:00:00 AM      Objective:  
 Location: ,      Outcome:  
 Matrix Code: General Program Administration (21A)      National Objective:

**Activity to prevent, prepare for, and respond to Coronavirus:** No

**Initial Funding Date:** 01/06/2023

**Description:**

CDBG Funds will be used to pay for salaries and fringe benefits, insurance, supplies and associated costs to administer and oversee grant programs. This includes staff costs in Finance and Neighborhood Services departments, as well as applicable office supplies, copying, computer equipment and services, communications, and directly related transportation costs. Administrative Costs (20%) allocated as follows: Financial Management Services (FMS) - \$50,800.00 Compliance - \$229,300.00 Community Development - \$218,800.00 Planning & Reporting - \$317,150.00 Neighborhood Improvement & Revitalization - \$262,400.00 TOTAL: \$1,389,342.00

**Financing**

	Fund Type	Grant Year	Grant	Funded Amount	Drawn In Program Year	Drawn Thru Program Year
CDBG	AD	2022	B22MC480010	\$141,763.25	\$0.00	\$141,763.25
<b>Total</b>	<b>Total</b>			<b>\$141,763.25</b>	<b>\$0.00</b>	<b>\$141,763.25</b>

**Proposed Accomplishments**

**Actual Accomplishments**

*Number assisted:*

	<b>Owner</b>		<b>Renter</b>		<b>Total</b>		<b>Person</b>	
	Total	Hispanic	Total	Hispanic	Total	Hispanic	Total	Hispanic
White:					0	0		
Black/African American:					0	0		
Asian:					0	0		
American Indian/Alaskan Native:					0	0		
Native Hawaiian/Other Pacific Islander:					0	0		
American Indian/Alaskan Native & White:					0	0		
Asian White:					0	0		
Black/African American & White:					0	0		
American Indian/Alaskan Native & Black/African American:					0	0		
Other multi-racial:					0	0		
Asian/Pacific Islander:					0	0		
Hispanic:					0	0		



U.S. Department of Housing and Urban Development  
 Office of Community Planning and Development  
 Integrated Disbursement and Information System  
 CDBG Activity Summary Report (GPR) for Program Year 2023  
 FORT WORTH

Date: 20-Dec-2024  
 Time: 16:29  
 Page: 34

**Total:** 0 0 0 0 0 0 0 0

Female-headed Households: 0

*Income Category:*

	Owner	Renter	Total	Person
Extremely Low			0	
Low Mod			0	
Moderate			0	
Non Low Moderate			0	
Total	0	0	0	0
Percent Low/Mod				

**Annual Accomplishments**

No data returned for this view. This might be because the applied filter excludes all data.





U.S. Department of Housing and Urban Development  
 Office of Community Planning and Development  
 Integrated Disbursement and Information System  
 CDBG Activity Summary Report (GPR) for Program Year 2023  
 FORT WORTH

Date: 20-Dec-2024  
 Time: 16:29  
 Page: 35

**PGM Year:** 2022  
**Project:** 0001 - 23-24 NSD Program Administration  
**IDIS Activity:** 7699 - 22-23 NSD Community Development Part of 20% PA {104438-991903}  
**Status:** Completed 11/29/2023 12:00:00 AM  
**Location:** ,  
**Objective:**  
**Outcome:**  
**Matrix Code:** General Program Administration (21A)      **National Objective:**

**Activity to prevent, prepare for, and respond to Coronavirus:** No

**Initial Funding Date:** 01/06/2023

**Description:**

CDBG Funds will be used to pay for salaries and fringe benefits, insurance, supplies and associated costs to administer and oversee grant programs. This includes staff costs in Finance and Neighborhood Services departments, as well as applicable office supplies, copying, computer equipment and services, communications, and directly related transportation costs. Administrative Costs (20%) allocated as follows: Financial Management Services (FMS) - \$50,800.00 Compliance - \$229,300.00 Community Development - \$218,800.00 Planning & Reporting - \$317,150.00 Neighborhood Improvement & Revitalization - \$262,400.00 TOTAL: \$1,389,342.00

**Financing**

	Fund Type	Grant Year	Grant	Funded Amount	Drawn In Program Year	Drawn Thru Program Year
CDBG	AD	2022	B22MC480010	\$262,679.14	\$0.00	\$262,679.14
<b>Total</b>	<b>Total</b>			<b>\$262,679.14</b>	<b>\$0.00</b>	<b>\$262,679.14</b>

**Proposed Accomplishments**

**Actual Accomplishments**

*Number assisted:*

	<b>Owner</b>		<b>Renter</b>		<b>Total</b>		<b>Person</b>	
	Total	Hispanic	Total	Hispanic	Total	Hispanic	Total	Hispanic
White:					0	0		
Black/African American:					0	0		
Asian:					0	0		
American Indian/Alaskan Native:					0	0		
Native Hawaiian/Other Pacific Islander:					0	0		
American Indian/Alaskan Native & White:					0	0		
Asian White:					0	0		
Black/African American & White:					0	0		
American Indian/Alaskan Native & Black/African American:					0	0		
Other multi-racial:					0	0		
Asian/Pacific Islander:					0	0		
Hispanic:					0	0		



U.S. Department of Housing and Urban Development  
 Office of Community Planning and Development  
 Integrated Disbursement and Information System  
 CDBG Activity Summary Report (GPR) for Program Year 2023  
 FORT WORTH

Date: 20-Dec-2024  
 Time: 16:29  
 Page: 36

**Total:** 0 0 0 0 0 0 0 0

Female-headed Households: 0

*Income Category:*

	Owner	Renter	Total	Person
Extremely Low			0	
Low Mod			0	
Moderate			0	
Non Low Moderate			0	
Total	0	0	0	0
Percent Low/Mod				

**Annual Accomplishments**

No data returned for this view. This might be because the applied filter excludes all data.



U.S. Department of Housing and Urban Development  
 Office of Community Planning and Development  
 Integrated Disbursement and Information System  
 CDBG Activity Summary Report (GPR) for Program Year 2023  
 FORT WORTH

Date: 20-Dec-2024  
 Time: 16:29  
 Page: 37

**PGM Year:** 2022  
**Project:** 0001 - 23-24 NSD Program Administration  
**IDIS Activity:** 7700 - 22-23 NSD Planning & Reporting Part of 20% PA {104438-991904}

Status: Completed 11/29/2023 12:00:00 AM      Objective:  
 Location: ,      Outcome:  
 Matrix Code: General Program Administration (21A)      National Objective:

**Activity to prevent, prepare for, and respond to Coronavirus:** No

**Initial Funding Date:** 01/06/2023

**Description:**

CDBG Funds will be used to pay for salaries and fringe benefits, insurance, supplies and associated costs to administer and oversee grant programs. This includes staff costs in Finance and Neighborhood Services departments, as well as applicable office supplies, copying, computer equipment and services, communications, and directly related transportation costs. Administrative Costs (20%) allocated as follows: Financial Management Services (FMS) - \$50,800.00 Compliance - \$229,300.00 Community Development - \$218,800.00 Planning & Reporting - \$317,150.00 Neighborhood Improvement & Revitalization - \$262,400.00 TOTAL: \$1,389,342.00

**Financing**

	Fund Type	Grant Year	Grant	Funded Amount	Drawn In Program Year	Drawn Thru Program Year
CDBG	AD	2022	B22MC480010	\$229,652.44	\$0.00	\$229,652.44
<b>Total</b>	<b>Total</b>			<b>\$229,652.44</b>	<b>\$0.00</b>	<b>\$229,652.44</b>

**Proposed Accomplishments**

**Actual Accomplishments**

*Number assisted:*

	<b>Owner</b>		<b>Renter</b>		<b>Total</b>		<b>Person</b>	
	Total	Hispanic	Total	Hispanic	Total	Hispanic	Total	Hispanic
White:					0	0		
Black/African American:					0	0		
Asian:					0	0		
American Indian/Alaskan Native:					0	0		
Native Hawaiian/Other Pacific Islander:					0	0		
American Indian/Alaskan Native & White:					0	0		
Asian White:					0	0		
Black/African American & White:					0	0		
American Indian/Alaskan Native & Black/African American:					0	0		
Other multi-racial:					0	0		
Asian/Pacific Islander:					0	0		
Hispanic:					0	0		



U.S. Department of Housing and Urban Development  
 Office of Community Planning and Development  
 Integrated Disbursement and Information System  
 CDBG Activity Summary Report (GPR) for Program Year 2023  
 FORT WORTH

Date: 20-Dec-2024  
 Time: 16:29  
 Page: 38

**Total:** 0 0 0 0 0 0 0 0

Female-headed Households: 0

*Income Category:*

	Owner	Renter	Total	Person
Extremely Low			0	
Low Mod			0	
Moderate			0	
Non Low Moderate			0	
Total	0	0	0	0
Percent Low/Mod				

**Annual Accomplishments**

No data returned for this view. This might be because the applied filter excludes all data.



U.S. Department of Housing and Urban Development  
 Office of Community Planning and Development  
 Integrated Disbursement and Information System  
 CDBG Activity Summary Report (GPR) for Program Year 2023  
 FORT WORTH

Date: 20-Dec-2024  
 Time: 16:29  
 Page: 39

**PGM Year:** 2022  
**Project:** 0001 - 23-24 NSD Program Administration  
**IDIS Activity:** 7701 - 22-23 NSD Administration & Loan Services Part of 20% PA {104438-991905}  
**Status:** Completed 11/29/2023 12:00:00 AM  
**Location:** ,  
**Objective:**  
**Outcome:**  
**Matrix Code:** General Program Administration (21A)      **National Objective:**

**Activity to prevent, prepare for, and respond to Coronavirus:** No

**Initial Funding Date:** 01/06/2023

**Description:**

CDBG Funds will be used to pay for salaries and fringe benefits, insurance, supplies and associated costs to administer and oversee grant programs. This includes staff costs in Finance and Neighborhood Services departments, as well as applicable office supplies, copying, computer equipment and services, communications, and directly related transportation costs. Administrative Costs (20%) allocated as follows: Financial Management Services (FMS) - \$50,800.00 Compliance - \$229,300.00 Community Development - \$218,800.00 Planning & Reporting - \$317,150.00 Neighborhood Improvement & Revitalization - \$262,400.00 TOTAL: \$1,389,342.00

**Financing**

	Fund Type	Grant Year	Grant	Funded Amount	Drawn In Program Year	Drawn Thru Program Year
CDBG	AD	2022	B22MC480010	\$273,331.71	\$0.00	\$273,331.71
<b>Total</b>	<b>Total</b>			<b>\$273,331.71</b>	<b>\$0.00</b>	<b>\$273,331.71</b>

**Proposed Accomplishments**

**Actual Accomplishments**

*Number assisted:*

	<b>Owner</b>		<b>Renter</b>		<b>Total</b>		<b>Person</b>	
	Total	Hispanic	Total	Hispanic	Total	Hispanic	Total	Hispanic
White:					0	0		
Black/African American:					0	0		
Asian:					0	0		
American Indian/Alaskan Native:					0	0		
Native Hawaiian/Other Pacific Islander:					0	0		
American Indian/Alaskan Native & White:					0	0		
Asian White:					0	0		
Black/African American & White:					0	0		
American Indian/Alaskan Native & Black/African American:					0	0		
Other multi-racial:					0	0		
Asian/Pacific Islander:					0	0		
Hispanic:					0	0		



U.S. Department of Housing and Urban Development  
 Office of Community Planning and Development  
 Integrated Disbursement and Information System  
 CDBG Activity Summary Report (GPR) for Program Year 2023  
 FORT WORTH

Date: 20-Dec-2024  
 Time: 16:29  
 Page: 40

**Total:** 0 0 0 0 0 0 0 0

Female-headed Households: 0

*Income Category:*

	Owner	Renter	Total	Person
Extremely Low			0	
Low Mod			0	
Moderate			0	
Non Low Moderate			0	
Total	0	0	0	0
Percent Low/Mod				

**Annual Accomplishments**

No data returned for this view. This might be because the applied filter excludes all data.



U.S. Department of Housing and Urban Development  
 Office of Community Planning and Development  
 Integrated Disbursement and Information System  
 CDBG Activity Summary Report (GPR) for Program Year 2023  
 FORT WORTH

Date: 20-Dec-2024  
 Time: 16:29  
 Page: 41

**PGM Year:** 2022  
**Project:** 0001 - 23-24 NSD Program Administration  
**IDIS Activity:** 7702 - 22-23 NSD Neighborhood Improvement & Revitalization Part of 20% PA {104438-991907}

Status: Completed 11/29/2023 12:00:00 AM      Objective:  
 Location: ,      Outcome:  
 Matrix Code: General Program Administration (21A)      National Objective:

**Activity to prevent, prepare for, and respond to Coronavirus:** No

**Initial Funding Date:** 01/06/2023

**Description:**

CDBG Funds will be used to pay for salaries and fringe benefits, insurance, supplies and associated costs to administer and oversee grant programs. This includes staff costs in Finance and Neighborhood Services departments, as well as applicable office supplies, copying, computer equipment and services, communications, and directly related transportation costs. Administrative Costs (20%) allocated as follows: Financial Management Services (FMS) - \$50,800.00 Compliance - \$229,300.00 Community Development - \$218,800.00 Planning & Reporting - \$317,150.00 Neighborhood Improvement & Revitalization - \$262,400.00 TOTAL: \$1,389,342.00

**Financing**

	Fund Type	Grant Year	Grant	Funded Amount	Drawn In Program Year	Drawn Thru Program Year
CDBG	AD	2022	B22MC480010	\$182,220.26	\$0.00	\$182,220.26
<b>Total</b>	<b>Total</b>			<b>\$182,220.26</b>	<b>\$0.00</b>	<b>\$182,220.26</b>

**Proposed Accomplishments**

**Actual Accomplishments**

*Number assisted:*

	<b>Owner</b>		<b>Renter</b>		<b>Total</b>		<b>Person</b>	
	Total	Hispanic	Total	Hispanic	Total	Hispanic	Total	Hispanic
White:					0	0		
Black/African American:					0	0		
Asian:					0	0		
American Indian/Alaskan Native:					0	0		
Native Hawaiian/Other Pacific Islander:					0	0		
American Indian/Alaskan Native & White:					0	0		
Asian White:					0	0		
Black/African American & White:					0	0		
American Indian/Alaskan Native & Black/African American:					0	0		
Other multi-racial:					0	0		
Asian/Pacific Islander:					0	0		
Hispanic:					0	0		



U.S. Department of Housing and Urban Development  
 Office of Community Planning and Development  
 Integrated Disbursement and Information System  
 CDBG Activity Summary Report (GPR) for Program Year 2023  
 FORT WORTH

Date: 20-Dec-2024  
 Time: 16:29  
 Page: 42

**Total:** 0 0 0 0 0 0 0 0

Female-headed Households: 0

*Income Category:*

	Owner	Renter	Total	Person
Extremely Low			0	
Low Mod			0	
Moderate			0	
Non Low Moderate			0	
Total	0	0	0	0
Percent Low/Mod				

**Annual Accomplishments**

No data returned for this view. This might be because the applied filter excludes all data.





U.S. Department of Housing and Urban Development  
 Office of Community Planning and Development  
 Integrated Disbursement and Information System  
 CDBG Activity Summary Report (GPR) for Program Year 2023  
 FORT WORTH

Date: 20-Dec-2024  
 Time: 16:29  
 Page: 43

**PGM Year:** 2022  
**Project:** 0002 - 22-23 CFW CDBG Program Delivery  
**IDIS Activity:** 7703 - 22-23 Project Delivery for Home Ownership & Housing {104438-991906}

Status: Completed 11/29/2023 12:00:00 AM      Objective: Create suitable living environments  
 Location: 908 Monroe St Fort Worth, TX 76102-6306      Outcome: Sustainability  
 Matrix Code: Housing Services - Excluding Housing Counseling, under 24 CFR 5.100 (14J)      National Objective: LMH

**Activity to prevent, prepare for, and respond to Coronavirus:** No

**Initial Funding Date:** 01/31/2023

**Description:**  
 EXEMPT ACTIVITIES: This project includes budgeted funds for activities that support delivery of housing programs to income eligible residents. Homeownership and Housing Services (HHS) is a direct delivery budget that provides housing services for individuals receiving loans and grants to help purchase a home. Administrations & Loan Services staff is responsible for loan origination and loan processing functions for homebuyer assistance program funded through the City's HOME program, known as the HAP program.  
 The City anticipates funding 10 HAP loans. This includes 10 or more inspections of homebuyer units to ensure that they meet required property standards, as well as associated environmental reviews.

**Financing**

	Fund Type	Grant Year	Grant	Funded Amount	Drawn In Program Year	Drawn Thru Program Year
CDBG	EN	2022	B22MC480010	\$130,256.84	\$0.00	\$130,256.84
<b>Total</b>	<b>Total</b>			<b>\$130,256.84</b>	<b>\$0.00</b>	<b>\$130,256.84</b>

**Proposed Accomplishments**

**Actual Accomplishments**

*Number assisted:*

	Owner		Renter		Total		Person	
	Total	Hispanic	Total	Hispanic	Total	Hispanic	Total	Hispanic
White:	0	0	0	0	0	0		0
Black/African American:	0	0	0	0	0	0	0	0
Asian:	0	0	0	0	0	0	0	0
American Indian/Alaskan Native:	0	0	0	0	0	0	0	0
Native Hawaiian/Other Pacific Islander:	0	0	0	0	0	0	0	0
American Indian/Alaskan Native & White:	0	0	0	0	0	0	0	0
Asian White:	0	0	0	0	0	0	0	0
Black/African American & White:	0	0	0	0	0	0	0	0
American Indian/Alaskan Native & Black/African American:	0	0	0	0	0	0	0	0
Other multi-racial:	0	0	0	0	0	0	0	0
Asian/Pacific Islander:	0	0	0	0	0	0	0	0



U.S. Department of Housing and Urban Development  
 Office of Community Planning and Development  
 Integrated Disbursement and Information System  
 CDBG Activity Summary Report (GPR) for Program Year 2023  
 FORT WORTH

Date: 20-Dec-2024  
 Time: 16:29  
 Page: 44

Hispanic:	0	0	0	0	0	0	0	0
<b>Total:</b>	<b>0</b>	<b>0</b>	<b>0</b>	<b>0</b>	<b>0</b>	<b>0</b>	<b>0</b>	<b>0</b>

Female-headed Households: 0 0 0

*Income Category:*

	Owner	Renter	Total	Person
Extremely Low	0	0	0	0
Low Mod	0	0	0	0
Moderate	0	0	0	0
Non Low Moderate	0	0	0	0
Total	0	0	0	0

Percent Low/Mod

**Annual Accomplishments**

No data returned for this view. This might be because the applied filter excludes all data.



U.S. Department of Housing and Urban Development  
 Office of Community Planning and Development  
 Integrated Disbursement and Information System  
 CDBG Activity Summary Report (GPR) for Program Year 2023  
 FORT WORTH

Date: 20-Dec-2024  
 Time: 16:29  
 Page: 45

**PGM Year:** 2022  
**Project:** 0002 - 22-23 CFW CDBG Program Delivery  
**IDIS Activity:** 7704 - 22-23 Project Delivery for Rehab/Construction Management {104xxx-991909}

Status: Completed 11/29/2023 12:00:00 AM      Objective: Create suitable living environments  
 Location: 818 Missouri Ave Fort Worth, TX 76104-3618      Outcome: Availability/accessibility  
 Matrix Code: Rehabilitation Administration (14H)      National Objective: LMH

**Activity to prevent, prepare for, and respond to Coronavirus:** No

**Initial Funding Date:** 01/31/2023

**Description:**  
 Home Improvement & Construction Division costs include salaries and fringe benefits for staff to perform inspections with a minimum of two inspections per unit, as well as client intake and application processing, and outreach for low to moderate income neighborhoods.  
 Costs of staff salaries and benefits, training, required equipment and supplies, and vehicle operations and maintenance for site visits is also included.  
 [\$610,000.00]

**Financing**

	Fund Type	Grant Year	Grant	Funded Amount	Drawn In Program Year	Drawn Thru Program Year
CDBG	EN	2022	B22MC480010	\$606,483.17	\$0.00	\$606,483.17
<b>Total</b>	<b>Total</b>			<b>\$606,483.17</b>	<b>\$0.00</b>	<b>\$606,483.17</b>

**Proposed Accomplishments**

**Actual Accomplishments**

*Number assisted:*

	Owner		Renter		Total		Person	
	Total	Hispanic	Total	Hispanic	Total	Hispanic	Total	Hispanic
White:	0	0	0	0	0	0	0	0
Black/African American:	0	0	0	0	0	0	0	0
Asian:	0	0	0	0	0	0	0	0
American Indian/Alaskan Native:	0	0	0	0	0	0	0	0
Native Hawaiian/Other Pacific Islander:	0	0	0	0	0	0	0	0
American Indian/Alaskan Native & White:	0	0	0	0	0	0	0	0
Asian White:	0	0	0	0	0	0	0	0
Black/African American & White:	0	0	0	0	0	0	0	0
American Indian/Alaskan Native & Black/African American:	0	0	0	0	0	0	0	0
Other multi-racial:	0	0	0	0	0	0	0	0
Asian/Pacific Islander:	0	0	0	0	0	0	0	0
Hispanic:	0	0	0	0	0	0	0	0



U.S. Department of Housing and Urban Development  
 Office of Community Planning and Development  
 Integrated Disbursement and Information System  
 CDBG Activity Summary Report (GPR) for Program Year 2023  
 FORT WORTH

Date: 20-Dec-2024  
 Time: 16:29  
 Page: 46

**Total:** 0 0 0 0 0 0 0 0

Female-headed Households: 0 0 0 0

*Income Category:*

	Owner	Renter	Total	Person
Extremely Low	0	0	0	0
Low Mod	0	0	0	0
Moderate	0	0	0	0
Non Low Moderate	0	0	0	0
Total	0	0	0	0
Percent Low/Mod				

**Annual Accomplishments**

No data returned for this view. This might be because the applied filter excludes all data.



U.S. Department of Housing and Urban Development  
 Office of Community Planning and Development  
 Integrated Disbursement and Information System  
 CDBG Activity Summary Report (GPR) for Program Year 2023  
 FORT WORTH

Date: 20-Dec-2024  
 Time: 16:29  
 Page: 47

**PGM Year:** 2022  
**Project:** 0003 - 22-23 Homeowner Housing Rehabilitation  
**IDIS Activity:** 7710 - 22-23 Cowtown Brush Up - Project {104438-991908}

Status: Completed 9/3/2024 11:42:40 AM      Objective: Create suitable living environments  
 Location: 7508 Natalie Dr Fort Worth, TX 76134-4627      Outcome: Sustainability  
 Matrix Code: Rehab; Single-Unit Residential (14A)      National Objective: LMH

**Activity to prevent, prepare for, and respond to Coronavirus:** No

**Initial Funding Date:** 01/31/2023

**Description:**  
 Trinity Habitat for Humanity will be the designated subrecipients for both the Cowtown Brush Up (CTBU) and Preserve-A-Home (PAH) programs. The CTBU program covers the costs of scraping, prepping and minor repairs to fascia for preparation of homes that are owner occupied to be painted by volunteers.

**Financing**

	Fund Type	Grant Year	Grant	Funded Amount	Drawn In Program Year	Drawn Thru Program Year
CDBG	EN	2022	B22MC480010	\$454,995.70	\$221,019.79	\$454,995.70
<b>Total</b>	<b>Total</b>			<b>\$454,995.70</b>	<b>\$221,019.79</b>	<b>\$454,995.70</b>

**Proposed Accomplishments**

Housing Units : 100

**Actual Accomplishments**

Number assisted:

	Owner		Renter		Total		Person	
	Total	Hispanic	Total	Hispanic	Total	Hispanic	Total	Hispanic
White:	7	7	0	0	7	7	0	0
Black/African American:	57	0	0	0	57	0	0	0
Asian:	0	0	0	0	0	0	0	0
American Indian/Alaskan Native:	0	0	0	0	0	0	0	0
Native Hawaiian/Other Pacific Islander:	1	0	0	0	1	0	0	0
American Indian/Alaskan Native & White:	0	0	0	0	0	0	0	0
Asian White:	0	0	0	0	0	0	0	0
Black/African American & White:	0	0	0	0	0	0	0	0
American Indian/Alaskan Native & Black/African American:	1	0	0	0	1	0	0	0
Other multi-racial:	5	0	0	0	5	0	0	0
Asian/Pacific Islander:	0	0	0	0	0	0	0	0
Hispanic:	0	0	0	0	0	0	0	0



U.S. Department of Housing and Urban Development  
 Office of Community Planning and Development  
 Integrated Disbursement and Information System  
 CDBG Activity Summary Report (GPR) for Program Year 2023  
 FORT WORTH

Date: 20-Dec-2024  
 Time: 16:29  
 Page: 48

<b>Total:</b>	<b>71</b>	<b>7</b>	<b>0</b>	<b>0</b>	<b>71</b>	<b>7</b>	<b>0</b>	<b>0</b>
Female-headed Households:	63		0		63			

*Income Category:*

	<b>Owner</b>	<b>Renter</b>	<b>Total</b>	<b>Person</b>
Extremely Low	29	0	29	0
Low Mod	22	0	22	0
Moderate	12	0	12	0
Non Low Moderate	8	0	8	0
Total	71	0	71	0
Percent Low/Mod	88.7%		88.7%	

**Annual Accomplishments**

<b>Years</b>	<b>Accomplishment Narrative</b>	<b># Benefitting</b>
2022	CDBG funds were used for the Cowtown Brush Up paint program operated through Trinity Habitat for Humanity to provide house painting and minor repairs for eligible homeowners in Fort Worth; the program operates twice per year in April and October.	



U.S. Department of Housing and Urban Development  
 Office of Community Planning and Development  
 Integrated Disbursement and Information System  
 CDBG Activity Summary Report (GPR) for Program Year 2023  
 FORT WORTH

Date: 20-Dec-2024  
 Time: 16:29  
 Page: 49

**PGM Year:** 2022  
**Project:** 0003 - 22-23 Homeowner Housing Rehabilitation  
**IDIS Activity:** 7711 - 22-23 NSD Priority Repair {104438-991910}  
**Status:** Completed 3/22/2024 11:25:13 AM  
**Location:** 4121 Dowdell St Fort Worth, TX 76119-3662  
**Objective:** Create suitable living environments  
**Outcome:** Sustainability  
**Matrix Code:** Rehab; Single-Unit Residential (14A)      **National Objective:** LMH

**Activity to prevent, prepare for, and respond to Coronavirus:** No

**Initial Funding Date:** 01/31/2023

**Description:**

Priority Repair Program makes urgently needed minor repairs on behalf of low income homeowners, primarily for mechanical systems and roofs. Funds include \$50,000 in estimated Program Income.

**Financing**

	Fund Type	Grant Year	Grant	Funded Amount	Drawn In Program Year	Drawn Thru Program Year
CDBG	EN	2022	B22MC480010	\$1,968,184.73	\$313,129.42	\$1,968,184.73
	LA	2013	B13MC480010	\$8,542.35	\$0.00	\$8,542.35
	PI			\$31,815.27	\$0.00	\$31,815.27
<b>Total</b>	<b>Total</b>			<b>\$2,008,542.35</b>	<b>\$313,129.42</b>	<b>\$2,008,542.35</b>

**Proposed Accomplishments**

Housing Units : 180

**Actual Accomplishments**

Number assisted:

	Owner		Renter		Total		Person	
	Total	Hispanic	Total	Hispanic	Total	Hispanic	Total	Hispanic
White:	102	79	0	0	102	79	0	0
Black/African American:	218	0	0	0	218	0	0	0
Asian:	2	0	0	0	2	0	0	0
American Indian/Alaskan Native:	0	0	0	0	0	0	0	0
Native Hawaiian/Other Pacific Islander:	0	0	0	0	0	0	0	0
American Indian/Alaskan Native & White:	0	0	0	0	0	0	0	0
Asian White:	0	0	0	0	0	0	0	0
Black/African American & White:	2	0	0	0	2	0	0	0
American Indian/Alaskan Native & Black/African American:	0	0	0	0	0	0	0	0
Other multi-racial:	0	0	0	0	0	0	0	0
Asian/Pacific Islander:	0	0	0	0	0	0	0	0



U.S. Department of Housing and Urban Development  
 Office of Community Planning and Development  
 Integrated Disbursement and Information System  
 CDBG Activity Summary Report (GPR) for Program Year 2023  
 FORT WORTH

Date: 20-Dec-2024  
 Time: 16:29  
 Page: 50

Hispanic:	0	0	0	0	0	0	0	0
<b>Total:</b>	<b>324</b>	<b>79</b>	<b>0</b>	<b>0</b>	<b>324</b>	<b>79</b>	<b>0</b>	<b>0</b>
Female-headed Households:	0		0		0			

*Income Category:*

	Owner	Renter	Total	Person
Extremely Low	188	0	188	0
Low Mod	101	0	101	0
Moderate	35	0	35	0
Non Low Moderate	0	0	0	0
Total	324	0	324	0
Percent Low/Mod	100.0%		100.0%	

**Annual Accomplishments**

Years	Accomplishment Narrative	# Benefiting
2022		





U.S. Department of Housing and Urban Development  
 Office of Community Planning and Development  
 Integrated Disbursement and Information System  
 CDBG Activity Summary Report (GPR) for Program Year 2023  
 FORT WORTH

Date: 20-Dec-2024  
 Time: 16:29  
 Page: 51

**PGM Year:** 2022  
**Project:** 0005 - 22-23 Accessibility Improvements  
**IDIS Activity:** 7712 - 22-23 REACH, Inc. Project Ramp {104438-991911}  
**Status:** Completed 5/23/2024 11:36:15 AM  
**Location:** 4825 Staples Ave Fort Worth, TX 76133-1225  
**Objective:** Create suitable living environments  
**Outcome:** Availability/accessibility  
**Matrix Code:** Rehab; Single-Unit Residential (14A)      **National Objective:** LMH

**Activity to prevent, prepare for, and respond to Coronavirus:** No

**Initial Funding Date:** 01/31/2023

**Description:**  
 Project Ramp is an architectural barrier removal program. Project Ramp provides for the construction of ramps and the installation of handrails and/or grab bars at the homes of low-income residents with mobility impairments living in Tarrant County. Our goal will be to service 65 unduplicated City of Fort Worth residents with barrier removal services. Granted funds will be used for building materials, building permits and construction labor. Due to the higher cost of construction materials caused by the current pandemic our average cost per household consumer served has increased significantly as well as the need for Project Ramp services. Our current average per consumer household is \$2,500 for building materials, permits and labor. REACH will continue to provide 100% of all administration costs to administer the project.

**Financing**

	Fund Type	Grant Year	Grant	Funded Amount	Drawn In Program Year	Drawn Thru Program Year
CDBG	EN	2022	B22MC480010	\$124,575.00	\$0.00	\$124,575.00
<b>Total</b>	<b>Total</b>			<b>\$124,575.00</b>	<b>\$0.00</b>	<b>\$124,575.00</b>

**Proposed Accomplishments**

Housing Units : 65

**Actual Accomplishments**

Number assisted:

	Owner		Renter		Total		Person	
	Total	Hispanic	Total	Hispanic	Total	Hispanic	Total	Hispanic
White:	17	15	0	0	17	15	0	0
Black/African American:	30	0	0	0	30	0	0	0
Asian:	0	0	0	0	0	0	0	0
American Indian/Alaskan Native:	0	0	0	0	0	0	0	0
Native Hawaiian/Other Pacific Islander:	0	0	0	0	0	0	0	0
American Indian/Alaskan Native & White:	0	0	0	0	0	0	0	0
Asian White:	0	0	0	0	0	0	0	0
Black/African American & White:	1	0	0	0	1	0	0	0



U.S. Department of Housing and Urban Development  
 Office of Community Planning and Development  
 Integrated Disbursement and Information System  
 CDBG Activity Summary Report (GPR) for Program Year 2023  
 FORT WORTH

Date: 20-Dec-2024  
 Time: 16:29  
 Page: 52

American Indian/Alaskan Native & Black/African American:	0	0	0	0	0	0	0	0
Other multi-racial:	13	0	0	0	13	0	0	0
Asian/Pacific Islander:	0	0	0	0	0	0	0	0
Hispanic:	0	0	0	0	0	0	0	0
<b>Total:</b>	<b>61</b>	<b>15</b>	<b>0</b>	<b>0</b>	<b>61</b>	<b>15</b>	<b>0</b>	<b>0</b>
Female-headed Households:	14		0		14			

*Income Category:*

	<b>Owner</b>	<b>Renter</b>	<b>Total</b>	<b>Person</b>
Extremely Low	25	0	25	0
Low Mod	21	0	21	0
Moderate	15	0	15	0
Non Low Moderate	0	0	0	0
Total	61	0	61	0
Percent Low/Mod	100.0%		100.0%	

**Annual Accomplishments**

<b>Years</b>	<b>Accomplishment Narrative</b>	<b># Benefitting</b>
2022	<p>REACH, Inc. Project Ramp provided for the installation of ramps, handrails, and grab bars at eligible homeowner residences. All installations were done in accordance with specifications outlined in the ADA Accessibility Guidelines, HUD and city requirements. From October 1, 2022 to September 30, 2023, the City of Fort Worth reimbursed the agency \$124,575.00, resulting in a balance of \$475.00, which will be returned to unprogrammed funds.</p> <p>CDBG funds were used to pay for materials, building permits and contractor labor for the installation of ramps, handrails and grab bars.</p> <p>Location: 1000 Macon Street, Suite 200, Fort Worth, Texas 76102. Operating hours are 8:00 a.m. to 5:00 p.m., Monday through Saturday.</p> <p>The Agency served 61 unduplicated clients during the contract year.</p>	



U.S. Department of Housing and Urban Development  
 Office of Community Planning and Development  
 Integrated Disbursement and Information System  
 CDBG Activity Summary Report (GPR) for Program Year 2023  
 FORT WORTH

Date: 20-Dec-2024  
 Time: 16:29  
 Page: 53

**PGM Year:** 2022  
**Project:** 0005 - 22-23 Accessibility Improvements  
**IDIS Activity:** 7713 - 22-23 United Way - Architectural Barrier Removal Project {104438-9919L1}  
**Status:** Completed 11/27/2023 12:00:00 AM      **Objective:** Create suitable living environments  
**Location:** 3740 Griggs Ave Fort Worth, TX 76119-2018      **Outcome:** Availability/accessibility  
**Matrix Code:** Rehab; Single-Unit Residential (14A)      **National Objective:** LMH

**Activity to prevent, prepare for, and respond to Coronavirus:** No

**Initial Funding Date:** 01/31/2023

**Description:**  
 The Program would expand its residential repair services to disabled adults and adults age 60+ years old to remove architectural barriers more extensive structural repairs to housing, including, but not limited to roof repairs, floor repairs, door widening and bathtubshower conversions.

**Financing**

	Fund Type	Grant Year	Grant	Funded Amount	Drawn In Program Year	Drawn Thru Program Year
CDBG	EN	2022	B22MC480010	\$49,666.02	\$0.00	\$49,666.02
<b>Total</b>	<b>Total</b>			<b>\$49,666.02</b>	<b>\$0.00</b>	<b>\$49,666.02</b>

**Proposed Accomplishments**

Housing Units : 65

**Actual Accomplishments**

Number assisted:

	Owner		Renter		Total		Person	
	Total	Hispanic	Total	Hispanic	Total	Hispanic	Total	Hispanic
White:	0	0	0	0	0	0		0
Black/African American:	10	0	0	0	10	0	0	0
Asian:	0	0	0	0	0	0	0	0
American Indian/Alaskan Native:	0	0	0	0	0	0	0	0
Native Hawaiian/Other Pacific Islander:	0	0	0	0	0	0	0	0
American Indian/Alaskan Native & White:	0	0	0	0	0	0	0	0
Asian White:	0	0	0	0	0	0	0	0
Black/African American & White:	0	0	0	0	0	0	0	0
American Indian/Alaskan Native & Black/African American:	0	0	0	0	0	0	0	0
Other multi-racial:	0	0	0	0	0	0	0	0
Asian/Pacific Islander:	0	0	0	0	0	0	0	0
Hispanic:	0	0	0	0	0	0	0	0



U.S. Department of Housing and Urban Development  
 Office of Community Planning and Development  
 Integrated Disbursement and Information System  
 CDBG Activity Summary Report (GPR) for Program Year 2023  
 FORT WORTH

Date: 20-Dec-2024  
 Time: 16:29  
 Page: 54

<b>Total:</b>	<b>10</b>	<b>0</b>	<b>0</b>	<b>0</b>	<b>10</b>	<b>0</b>	<b>0</b>	<b>0</b>
Female-headed Households:	9		0		9			
<i>Income Category:</i>								
	<b>Owner</b>	<b>Renter</b>	<b>Total</b>	<b>Person</b>				
Extremely Low	6	0	6	0				
Low Mod	3	0	3	0				
Moderate	1	0	1	0				
Non Low Moderate	0	0	0	0				
Total	10	0	10	0				
Percent Low/Mod	100.0%		100.0%					

**Annual Accomplishments**

<b>Years</b>	<b>Accomplishment Narrative</b>	<b># Benefiting</b>
2022	<p>United Way CDBG The Program expanded its residential repair services to disabled adults and adults over 60 years old to remove architectural barriers more extensive structural repairs to housing, including, but not limited to roof repairs, flooring repairs, door widening and bathtub/shower conversions. Funding imposed a \$5,000 cap on services provided to any single client, and often covered grab bars, ramps, and other aids. The Program worked with clients whose housing repair needs exceeded that mandated limit. Accomplishments provided high-quality, home repair services to Fort Worth residents that are over 60 years old and/or disabled.</p> <p>From October 1, 2022 to September 30, 2023, the City of Fort Worth reimbursed the agency \$49,666.02, resulting in a balance of \$333.98, which will be returned to unprogrammed funds.</p> <p>CDBG funds were used to pay for a percentage of salaries for staff serving in deputy administrator, supervisor, and coordinator roles working with applicants in need of home modification services. CDBG funds were also used to pay for home modifications.</p> <p>Location United Way, 1500 N. Main, Ste. 200, Fort Worth, Texas 76164, Monday through Friday, 8:00 a.m.-5:00 p.m.</p> <p>The Agency served 10 unduplicated clients during the contract year.</p>	



U.S. Department of Housing and Urban Development  
Office of Community Planning and Development  
Integrated Disbursement and Information System  
CDBG Activity Summary Report (GPR) for Program Year 2023  
FORT WORTH

Date: 20-Dec-2024  
Time: 16:29  
Page: 55

<b>PGM Year:</b>	2022		
<b>Project:</b>	0006 - 22-23 Poverty Reduction Programs		
<b>IDIS Activity:</b>	7714 - 22-23 The Ladder Alliance - Employment Training {104438-991922}		
<b>Status:</b>	Completed 5/23/2024 11:39:55 AM	<b>Objective:</b>	Create economic opportunities
<b>Location:</b>	1100 Hemphill St Ste 302 Suite 302 Fort Worth, TX 76104-4675	<b>Outcome:</b>	Availability/accessibility
		<b>Matrix Code:</b>	Employment Training (05H) <span style="float: right;"><b>National Objective:</b> LMC</span>

**Activity to prevent, prepare for, and respond to Coronavirus:** No

**Initial Funding Date:** 01/31/2023

**Description:**  
The Ladder Alliance: Provide students various levels of computer skills training, which will enable them to close the technology gap, secure employment and begin the road to a self-reliant, independent and successful life. The Ladder Alliance: Staff Salaries The Ladder Alliance programs are designed to reskill and upskill women to ready them for a new kind of workforce that will offer a sustainable living.  
We offer several successful programs: Basic Computer Skills Training (BCST) offered since the beginning; Professional Office Skills Training (POST); Microsoft Office Specialist Training (MOST); and Next Level.  
POST broadens professional skills.  
Students will participate in resume creation, mock interviews, and many other skill building tools needed to attain and keep a job

**Financing**

	Fund Type	Grant Year	Grant	Funded Amount	Drawn In Program Year	Drawn Thru Program Year
CDBG	EN	2022	B22MC480010	\$69,228.99	\$0.00	\$69,228.99
<b>Total</b>	<b>Total</b>			<b>\$69,228.99</b>	<b>\$0.00</b>	<b>\$69,228.99</b>

**Proposed Accomplishments**

People (General) : 180

**Actual Accomplishments**

*Number assisted:*

	Owner		Renter		Total		Person	
	Total	Hispanic	Total	Hispanic	Total	Hispanic	Total	Hispanic
White:	0	0	0	0	0	0	56	28
Black/African American:	0	0	0	0	0	0	26	1
Asian:	0	0	0	0	0	0	0	0
American Indian/Alaskan Native:	0	0	0	0	0	0	0	0
Native Hawaiian/Other Pacific Islander:	0	0	0	0	0	0	0	0
American Indian/Alaskan Native & White:	0	0	0	0	0	0	1	0
Asian White:	0	0	0	0	0	0	0	0
Black/African American & White:	0	0	0	0	0	0	0	0
American Indian/Alaskan Native & Black/African American:	0	0	0	0	0	0	1	0



U.S. Department of Housing and Urban Development  
 Office of Community Planning and Development  
 Integrated Disbursement and Information System  
 CDBG Activity Summary Report (GPR) for Program Year 2023  
 FORT WORTH

Date: 20-Dec-2024  
 Time: 16:29  
 Page: 56

Other multi-racial:	0	0	0	0	0	0	4	1
Asian/Pacific Islander:	0	0	0	0	0	0	0	0
Hispanic:	0	0	0	0	0	0	0	0
<b>Total:</b>	<b>0</b>	<b>0</b>	<b>0</b>	<b>0</b>	<b>0</b>	<b>0</b>	<b>88</b>	<b>30</b>

Female-headed Households: 0 0 0 0 0 0

*Income Category:*

	<b>Owner</b>	<b>Renter</b>	<b>Total</b>	<b>Person</b>
Extremely Low	0	0	0	38
Low Mod	0	0	0	22
Moderate	0	0	0	22
Non Low Moderate	0	0	0	6
<b>Total</b>	<b>0</b>	<b>0</b>	<b>0</b>	<b>88</b>
Percent Low/Mod				93.2%

**Annual Accomplishments**

<b>Years</b>	<b>Accomplishment Narrative</b>	<b># Benefiting</b>
--------------	---------------------------------	---------------------

2022 The Ladder Alliance programs are designed to reskill and upskill women to ready them for a new kind of workforce that will offer a sustainable living. The program offered several successful programs: Basic Computer Skills Training (BCST) offered since the beginning; Professional Office Skills Training (POST); Microsoft Office Specialist Training (MOST); and Next Level. POST broadens professional skills. Students participated in resume creation, mock interviews, and many other skill building tools needed to attain and keep a job.

The Ladder Alliance Program consist of the Basic Computer Skills Training (BCST), Job Seekers, Microsoft Office Specialist Training (MOST), and Professional Office Skills Training (POST) which provides income-eligible Fort Worth residents with professional skills. From October 1 to September 30 of the program year (2022-2023), a total of 88 individuals received services.

From October 1, 2022 to September 30, 2023, the City of Fort Worth reimbursed the agency \$69,228.99, resulting in a balance of \$771.01, which will be returned to unprogrammed funds. CDBG funds were used to pay for a percentage of salaries for staff involved in professional skills training and education, directly-related to Professional Office Skills Training (POST), Basic Computer Skills Training (BCST) and Microsoft Office Specialist Training (MOST); and Next Level.

Location ∂∂ The Ladder Alliance, 1100 Hemphill, Ste 302, Fort Worth, Texas 76104, Monday through Friday, 8:00 a.m.-5:00 p.m.

The Agency served 88 unduplicated clients during the contract year.



U.S. Department of Housing and Urban Development  
 Office of Community Planning and Development  
 Integrated Disbursement and Information System  
 CDBG Activity Summary Report (GPR) for Program Year 2023  
 FORT WORTH

Date: 20-Dec-2024  
 Time: 16:29  
 Page: 57

**PGM Year:** 2022  
**Project:** 0006 - 22-23 Poverty Reduction Programs  
**IDIS Activity:** 7715 - 22-23 The Women's Center of Tarrant County, Inc. - Working Families Success {104438-991933}  
**Status:** Completed 6/24/2024 11:19:52 AM **Objective:** Create economic opportunities  
**Location:** 1723 Hemphill St Fort Worth, TX 76110-1516 **Outcome:** Availability/accessibility  
**Matrix Code:** Employment Training (05H) **National Objective:** LMC

**Activity to prevent, prepare for, and respond to Coronavirus:** No

**Initial Funding Date:** 01/31/2023

**Description:**  
 The Fort Worth Poverty Reduction and Financial Stability Program, delivered by the Employment Solutions Department, targets low to moderate income, unemployed or underemployed women and men throughout Fort Worth.  
 The majority of clients served will be women (85+%), over half of which are expected to be women of color and face economic barriers such as: little work experience, limited labor market knowledge (job search techniques and knowledge of career tracks with opportunities for advancement); lack of money-management and financial empowerment tools; and even basic resources (access to computers, childcare, appropriate attire etc.)The project is expected to reach 75 individuals, with rapid employment/job matching services tailored to job seeker individual needsituation.  
 As prescribed by the Working Families Success Model, an evidence-based model for poverty reduction, Rapid Employment Services will be bundled with long-term Intensive Financial Coaching and Resource Connection so that clients can stabilize, connect with jobs and achieve greater financial stability.CDBG funds will be used to pay for a portion of program Staff salaries and benefits for two Career Coaches.Agency's Program office and services will be available at 1723 Hemphill Street, Fort Worth, Texas 76110 and virtually.  
 In office hours will be Monday through Friday, 8:30 AM to 5:00 PM.  
 Occasional after-hours and weekend sessions will also be provided.

**Financing**

	Fund Type	Grant Year	Grant	Funded Amount	Drawn In Program Year	Drawn Thru Program Year
CDBG	EN	2022	B22MC480010	\$48,996.72	\$0.00	\$48,996.72
<b>Total</b>	<b>Total</b>			<b>\$48,996.72</b>	<b>\$0.00</b>	<b>\$48,996.72</b>

**Proposed Accomplishments**

People (General) : 75

**Actual Accomplishments**

Number assisted:

	Owner		Renter		Total		Person	
	Total	Hispanic	Total	Hispanic	Total	Hispanic	Total	Hispanic
White:	0	0	0	0	0	0	62	32
Black/African American:	0	0	0	0	0	0	61	2
Asian:	0	0	0	0	0	0	3	0
American Indian/Alaskan Native:	0	0	0	0	0	0	2	1
Native Hawaiian/Other Pacific Islander:	0	0	0	0	0	0	0	0
American Indian/Alaskan Native & White:	0	0	0	0	0	0	0	0



U.S. Department of Housing and Urban Development  
 Office of Community Planning and Development  
 Integrated Disbursement and Information System  
 CDBG Activity Summary Report (GPR) for Program Year 2023  
 FORT WORTH

Date: 20-Dec-2024  
 Time: 16:29  
 Page: 58

Asian White:	0	0	0	0	0	0	0	0
Black/African American & White:	0	0	0	0	0	0	4	0
American Indian/Alaskan Native & Black/African American:	0	0	0	0	0	0	0	0
Other multi-racial:	0	0	0	0	0	0	2	1
Asian/Pacific Islander:	0	0	0	0	0	0	0	0
Hispanic:	0	0	0	0	0	0	0	0
<b>Total:</b>	<b>0</b>	<b>0</b>	<b>0</b>	<b>0</b>	<b>0</b>	<b>0</b>	<b>134</b>	<b>36</b>

Female-headed Households: 0 0 0 0

*Income Category:*

	Owner	Renter	Total	Person
Extremely Low	0	0	0	97
Low Mod	0	0	0	12
Moderate	0	0	0	8
Non Low Moderate	0	0	0	17
Total	0	0	0	134
Percent Low/Mod				87.3%

**Annual Accomplishments**

Years	Accomplishment Narrative	# Benefiting
2022	<p>CDBG TWC - The FORT WORTH POVERTY REDUCTION AND FINANCIAL STABILITY PROGRAM, delivered by the Employment Solutions department, targeted low to moderate income, unemployed or underemployed women and men throughout Fort Worth. The majority of clients served were women (85+%), over half of which were expected to be women of color and have faced economic barriers such as: little work experience, limited labor market knowledge (job search techniques and knowledge of career tracks with opportunities for advancement); lack of money-management and financial empowerment tools; and even basic resources (access to computers, childcare, appropriate attire etc). The project was expected to reach 75 individuals, with rapid employment/job matching services tailored to job seeker individual need/situation. As prescribed by the Working Families Success Model, an evidence-based model for poverty reduction, RAPID EMPLOYMENT SERVICES were bundled with long-term INTENSIVE FINANCIAL COACHING and RESOURCE CONNECTION so that clients can stabilize, connect with jobs and achieve greater financial stability.</p> <p>CDBG Funds were used to pay for a portion of program Staff salaries and benefits for 2 Career Coaches.</p> <p>Location: Agency's Program office and services were available at 1723 Hemphill St., Fort Worth, TX 76110 and virtually.</p> <p>The Agency served 134 unduplicated clients during the contract year.</p> <p>From October 1, 2022 to September 30, 2023, the City of Fort Worth reimbursed the agency \$48,996.72, resulting in a balance of \$1003.28, which will be returned to unprogrammed funds.</p>	





U.S. Department of Housing and Urban Development  
 Office of Community Planning and Development  
 Integrated Disbursement and Information System  
 CDBG Activity Summary Report (GPR) for Program Year 2023  
 FORT WORTH

Date: 20-Dec-2024  
 Time: 16:29  
 Page: 59

**PGM Year:** 2022  
**Project:** 0006 - 22-23 Poverty Reduction Programs  
**IDIS Activity:** 7716 - 22-23 Center for Transforming Lives - Level Up Microenterprise {104438-9919U0}  
**Status:** Completed 11/27/2023 12:00:00 AM  
**Location:** 512 W 4th St Fort Worth, TX 76102-3613  
**Objective:** Create economic opportunities  
**Outcome:** Availability/accessibility  
**Matrix Code:** Employment Training (05H) **National Objective:** LMC

**Activity to prevent, prepare for, and respond to Coronavirus:** No

**Initial Funding Date:** 01/31/2023

**Description:**  
 The Program will provide targeted outreach, coaching, education, and customized technical assistance to Fort Worth households who are using entrepreneurship as a strategy to generate supplement income.  
 Program will provide cohort-based services to assist with informal non-registered businesses to develop business plans, create legal structures other services, and provide individual coaching. One on one sessions with an assigned Microenterprise and an Economic Mobility Coach will be provided as participants develop and execute their economic mobility plans; and when applicable, childcare and transportation assistance needed for employment business-related services. CDBG funds will be used to pay for 50% salary for the Microenterprise Coach, 10% of the salary for the Economic Mobility Coach, and 5% of the Asset Building Program Manager.  
 Fringe details include FICA, SUTA, HealthDental, Retirement, and Workers' Compensation.  
 CDBG funds will also be used to for allocated rent expenses and printing marketing needs. Agency's Program office is at 512 W. 4th Street, Fort Worth, TX 76102, Monday through Friday, 8:00 AM to 5:00 PM.  
 To increase access to services, sessions will primarily be provided virtually.  
 Services may also be offered during the evenings and weekends based on the needs of participants.

**Financing**

	Fund Type	Grant Year	Grant	Funded Amount	Drawn In Program Year	Drawn Thru Program Year
CDBG	EN	2022	B22MC480010	\$43,038.07	\$0.00	\$43,038.07
<b>Total</b>	<b>Total</b>			<b>\$43,038.07</b>	<b>\$0.00</b>	<b>\$43,038.07</b>

**Proposed Accomplishments**

People (General) : 16

**Actual Accomplishments**

Number assisted:

	Owner		Renter		Total		Person	
	Total	Hispanic	Total	Hispanic	Total	Hispanic	Total	Hispanic
White:	0	0	0	0	0	0	0	0
Black/African American:	0	0	0	0	0	0	11	0
Asian:	0	0	0	0	0	0	0	0
American Indian/Alaskan Native:	0	0	0	0	0	0	1	0
Native Hawaiian/Other Pacific Islander:	0	0	0	0	0	0	0	0
American Indian/Alaskan Native & White:	0	0	0	0	0	0	1	0



U.S. Department of Housing and Urban Development  
 Office of Community Planning and Development  
 Integrated Disbursement and Information System  
 CDBG Activity Summary Report (GPR) for Program Year 2023  
 FORT WORTH

Date: 20-Dec-2024  
 Time: 16:29  
 Page: 60

Asian White:	0	0	0	0	0	0	0	0
Black/African American & White:	0	0	0	0	0	0	5	0
American Indian/Alaskan Native & Black/African American:	0	0	0	0	0	0	0	0
Other multi-racial:	0	0	0	0	0	0	2	0
Asian/Pacific Islander:	0	0	0	0	0	0	0	0
Hispanic:	0	0	0	0	0	0	0	0
<b>Total:</b>	<b>0</b>	<b>0</b>	<b>0</b>	<b>0</b>	<b>0</b>	<b>0</b>	<b>20</b>	<b>0</b>

Female-headed Households: 0 0 0 0 0 0 0 0 0

*Income Category:*

	<b>Owner</b>	<b>Renter</b>	<b>Total</b>	<b>Person</b>
Extremely Low	0	0	0	10
Low Mod	0	0	0	6
Moderate	0	0	0	3
Non Low Moderate	0	0	0	1
Total	0	0	0	20
Percent Low/Mod				95.0%

**Annual Accomplishments**

<b>Years</b>	<b>Accomplishment Narrative</b>	<b># Benefiting</b>
2022	CTL's Microenterprise Technical Assistance program is a continuing program that has expanded utilizing lessons learned and a comprehensive review of effective strategies in addressing the barriers of underserved entrepreneurs in Tarrant County. From October 1 - September 30 of the program year 20 micro-entrepreneurs received technical assistance.	



U.S. Department of Housing and Urban Development  
 Office of Community Planning and Development  
 Integrated Disbursement and Information System  
 CDBG Activity Summary Report (GPR) for Program Year 2023  
 FORT WORTH

Date: 20-Dec-2024  
 Time: 16:29  
 Page: 61

**PGM Year:** 2022  
**Project:** 0006 - 22-23 Poverty Reduction Programs  
**IDIS Activity:** 7717 - 22-23 Easter Seals North Texas, Inc. - Employment Services {104438-9919L2}  
**Status:** Completed 11/22/2023 12:00:00 AM  
**Location:** 1424 Hemphill St Fort Worth, TX 76104-4703  
**Objective:** Create economic opportunities  
**Outcome:** Availability/accessibility  
**Matrix Code:** Employment Training (05H) **National Objective:** LMC

**Activity to prevent, prepare for, and respond to Coronavirus:** No

**Initial Funding Date:** 01/31/2023

**Description:**  
 The program will provide a person-centered approach to job attainment for individuals, who are residents of Fort Worth, aged 18 and up, who face barriers to employment, including: 1) individuals with disabilities; 2) individuals who are justice-involved; 3) individuals living at or below the poverty level; 4) individuals who are experiencing homelessness or are home insecure; and 5) veterans.  
 Program will match the skills and interests of these individuals with the best opportunities for success in the workplace by actualizing long-term and gainful employment and empowering those individuals to positively impact the community by becoming contributing members of society.  
 Program will provide the following: person-centered planning; employment readiness; supported employment; job development and job placement; job coaching and ongoing follow up; retention and advancement services; and training on ADA Advocacy. CDBG Funds will be used to pay for staff costs in order to provide direct outreach and job support services to clients that will be served; teaching aids and equipment, as well as occupancy costs for the Job Club and Resource Center that will be utilized for this program.  
 The agency office is located at 1424 Hemphill Street, Fort Worth, TX 76104 where the agency will also provide program services. The agency will host weekly Job Club meetings for all participants, in addition to a separate Veterans Club meeting twice per week, with additional hours as needed.  
 The Employment Services Coordinator will also provide one-on-one coaching at least twice per week.  
 Additionally, the agency will conduct weekly outreach to local businesses, homeless shelters, and partner organizations to ensure they are meeting the needs of those in the community who need support securing employment.  
 Services will be available Monday- Thursday from 8:30 am- 5:00 pm, and on Fridays from 8:30- noon.

**Financing**

	Fund Type	Grant Year	Grant	Funded Amount	Drawn In Program Year	Drawn Thru Program Year
CDBG	EN	2022	B22MC480010	\$49,080.21	\$0.00	\$49,080.21
<b>Total</b>	<b>Total</b>			<b>\$49,080.21</b>	<b>\$0.00</b>	<b>\$49,080.21</b>

**Proposed Accomplishments**

People (General) : 90

**Actual Accomplishments**

*Number assisted:*

	Owner		Renter		Total		Person	
	Total	Hispanic	Total	Hispanic	Total	Hispanic	Total	Hispanic
White:	0	0	0	0	0	0	25	1
Black/African American:	0	0	0	0	0	0	33	0
Asian:	0	0	0	0	0	0	1	0
American Indian/Alaskan Native:	0	0	0	0	0	0	0	0



U.S. Department of Housing and Urban Development  
 Office of Community Planning and Development  
 Integrated Disbursement and Information System  
 CDBG Activity Summary Report (GPR) for Program Year 2023  
 FORT WORTH

Date: 20-Dec-2024  
 Time: 16:29  
 Page: 62

Native Hawaiian/Other Pacific Islander:	0	0	0	0	0	0	0	0
American Indian/Alaskan Native & White:	0	0	0	0	0	0	0	0
Asian White:	0	0	0	0	0	0	1	0
Black/African American & White:	0	0	0	0	0	0	3	0
American Indian/Alaskan Native & Black/African American:	0	0	0	0	0	0	0	0
Other multi-racial:	0	0	0	0	0	0	7	3
Asian/Pacific Islander:	0	0	0	0	0	0	0	0
Hispanic:	0	0	0	0	0	0	0	0
<b>Total:</b>	<b>0</b>	<b>0</b>	<b>0</b>	<b>0</b>	<b>0</b>	<b>0</b>	<b>70</b>	<b>4</b>

Female-headed Households: 0 0 0 0

*Income Category:*

	<b>Owner</b>	<b>Renter</b>	<b>Total</b>	<b>Person</b>
Extremely Low	0	0	0	48
Low Mod	0	0	0	16
Moderate	0	0	0	4
Non Low Moderate	0	0	0	2
Total	0	0	0	70
Percent Low/Mod				97.1%

**Annual Accomplishments**

<b>Years</b>	<b>Accomplishment Narrative</b>	<b># Benefitting</b>
--------------	---------------------------------	----------------------

2022 CDBG Easterseals - Employment Program provided a person-centered approach to job attainment for individuals, who are residents of Fort Worth, aged 18 and up, who face barriers to employment, including: 1) individuals with disabilities; 2) individuals who are justice-involved; 3) individuals living at or below the poverty level; 4) individuals who are experiencing homelessness or are home insecure; and 5) veterans. The Program matched the skills and interests of these individuals with the best opportunities for success in the workplace by actualizing long-term and gainful employment and empowering those individuals to positively impact the community by becoming contributing members of society. The Program provided the following: person-centered planning; employment readiness; supported employment; job development and job placement; job coaching and ongoing follow up; retention and advancement services; and training on ADA Advocacy.

CDBG Funds were used to pay for staff salaries in order to provide direct outreach and job support services to clients that were served; teaching aids; and occupancy costs for the Job Club and Resource Center that was utilized for this program.

Location Agency's office is located at 1424 Hemphill Street, Fort Worth, TX 76104 where the agency also provided program services. Agency also provided services virtually, as needed.

The Agency served 70 unduplicated clients during the contract year.

From October 1, 2022 to September 30, 2023, the City of Fort Worth reimbursed the agency \$49,080.21, resulting in a balance of \$919.79, which will be returned to unprogrammed funds.



U.S. Department of Housing and Urban Development  
 Office of Community Planning and Development  
 Integrated Disbursement and Information System  
 CDBG Activity Summary Report (GPR) for Program Year 2023  
 FORT WORTH

Date: 20-Dec-2024  
 Time: 16:29  
 Page: 63

**PGM Year:** 2022  
**Project:** 0007 - 22-23 Affordable Housing  
**IDIS Activity:** 7718 - 22-23 Housing Channel- Counseling & Foreclosure {104438-991938}

Status: Completed 11/27/2023 12:00:00 AM      Objective: Provide decent affordable housing  
 Location: 2900 Airport Fwy Fort Worth, TX 76111-3918      Outcome: Affordability  
 Matrix Code: Housing Counseling only, under 24      National Objective: LMC  
 CFR 5.100 (05U)

**Activity to prevent, prepare for, and respond to Coronavirus:** No

**Initial Funding Date:** 01/31/2023

**Description:**

The Program will provide homeownership training in accordance with HUD requirements, including in-depth one-on-one pre-purchase housing counseling and group education workshops consisting of money management including basic debt management, household budgeting, consumer education, landscaping, routine maintenance, and a review of the (HAP) program requirements as well as foreclosure prevention services to income-eligible home buyers and home owners. Agency office and program services will be available at 2900 Airport Freeway, Fort Worth, TX 76111, Monday through Friday, 8:00 a.m. to 5:00 p.m., with occasional classes on weekday evenings and Saturdays.

Services will also be made available through phone counseling sessions and virtual meetings and classes.

CDBG funds will be used to pay for salaries for staff involved in housing counseling and education, directly-related coordination, and staff support.

CDBG funds will also be used to pay for credit reports and an appropriate percentage of the expenses for telephone, office equipment, Directors and Officers insurance, and general liability insurance.

The percentage of any Program employee's salary will not exceed the percentage of Fort Worth clients participating in the Program and shall be cost-allocated in accordance with the amount applicable to the CDBG-funded Program.

**Financing**

	Fund Type	Grant Year	Grant	Funded Amount	Drawn In Program Year	Drawn Thru Program Year
CDBG	EN	2022	B22MC480010	\$97,645.46	\$0.00	\$97,645.46
<b>Total</b>	<b>Total</b>			<b>\$97,645.46</b>	<b>\$0.00</b>	<b>\$97,645.46</b>

**Proposed Accomplishments**

People (General) : 200

**Actual Accomplishments**

Number assisted:

	Owner		Renter		Total		Person	
	Total	Hispanic	Total	Hispanic	Total	Hispanic	Total	Hispanic
White:	0	0	0	0	0	0	79	0
Black/African American:	0	0	0	0	0	0	103	0
Asian:	0	0	0	0	0	0	4	0
American Indian/Alaskan Native:	0	0	0	0	0	0	0	0
Native Hawaiian/Other Pacific Islander:	0	0	0	0	0	0	0	0
American Indian/Alaskan Native & White:	0	0	0	0	0	0	1	0



U.S. Department of Housing and Urban Development  
 Office of Community Planning and Development  
 Integrated Disbursement and Information System  
 CDBG Activity Summary Report (GPR) for Program Year 2023  
 FORT WORTH

Date: 20-Dec-2024  
 Time: 16:29  
 Page: 64

Asian White:	0	0	0	0	0	0	0	0
Black/African American & White:	0	0	0	0	0	0	0	0
American Indian/Alaskan Native & Black/African American:	0	0	0	0	0	0	0	0
Other multi-racial:	0	0	0	0	0	0	25	0
Asian/Pacific Islander:	0	0	0	0	0	0	0	0
Hispanic:	0	0	0	0	0	0	0	0
<b>Total:</b>	<b>0</b>	<b>0</b>	<b>0</b>	<b>0</b>	<b>0</b>	<b>0</b>	<b>212</b>	<b>0</b>
Female-headed Households:	0		0		0			

*Income Category:*

	Owner	Renter	Total	Person
Extremely Low	0	0	0	28
Low Mod	0	0	0	64
Moderate	0	0	0	74
Non Low Moderate	0	0	0	46
Total	0	0	0	212
Percent Low/Mod				78.3%

**Annual Accomplishments**

Years	Accomplishment Narrative	# Benefitting
2022	<p>Housing Channel CDBG Counseling &amp; Foreclosure provided homeownership training in accordance with HUD requirements, including in-depth one-on-one pre-purchase housing counseling and group education workshops. These workshops consisted of money management including basic debt management, household budgeting, consumer education, landscaping, routine maintenance, and a review of the HAP program requirements as well as foreclosure prevention services to income-eligible homebuyers and homeowners.</p> <p>From October 1, 2022 to September 30, 2023, the City of Fort Worth reimbursed the agency \$97,645.46, resulting in a balance of \$2,354.54, which will be returned to unprogrammed funds.</p> <p>CDBG funds were used to pay for a percentage of salaries for staff involved in housing counseling and education, directly-related coordination, and staff support. CDBG funds were also used to pay for credit reports and an appropriate percentage of the expenses for telephone, office equipment, Directors and Officers insurance, and general liability insurance.</p> <p>Location Housing Channel, 2900 Airport Freeway, Fort Worth, Texas 76111, Monday through Friday, 8:00 a.m.-5:00 p.m.</p> <p>The Agency served 212 unduplicated clients during the contract year.</p>	



U.S. Department of Housing and Urban Development  
 Office of Community Planning and Development  
 Integrated Disbursement and Information System  
 CDBG Activity Summary Report (GPR) for Program Year 2023  
 FORT WORTH

Date: 20-Dec-2024  
 Time: 16:29  
 Page: 65

**PGM Year:** 2022  
**Project:** 0008 - 22-23 Reading & Educational Support Services  
**IDIS Activity:** 7719 - 22-23 AB Christian Learning Center - After School Program {104438-991925}

Status: Completed 11/22/2023 12:00:00 AM      Objective: Create economic opportunities  
 Location: 5005 Brentwood Stair Rd Ste 200 Suite 200 Fort Worth, TX 76112-2839      Outcome: Affordability  
    Matrix Code: Child Care Services (05L)      National Objective: LMC

**Activity to prevent, prepare for, and respond to Coronavirus:** No

**Initial Funding Date:** 01/31/2023

**Description:**

The Program provides after-school academic tutoring with a STEM (Science, Technology, Engineering and Mathematics) component to children ages 5 to 12 years of age. Each child will receive a nutritional snack, tutoring and homework assistance. Reading assessments will be conducted on each student at the beginning and at the end of the Program to determine student progress. CDBG Funds will be used to pay for salaries and FICA for Program employees, and participants membership fees charged by the service location (community center). The percentage of any Program employee salary will not exceed the percentage of Fort Worth clients participating in the Program and shall be cost allocated in accordance with the amount applicable to the CDBG funded Program. Agency office is located at 5005 Brentwood Stair Road, Suite 200, Fort Worth, TX 76112. Agency will provide Program services October 2022 through May 2023 at the following City of Fort Worth Neighborhood Center location on the following days and times: Martin Luther King Jr. Community Center, 5565 Truman Drive, Fort Worth, TX 76112 Monday through Friday: Kindergarten through 5th grade students, 3:30 to 6:00 pm

**Financing**

	Fund Type	Grant Year	Grant	Funded Amount	Drawn In Program Year	Drawn Thru Program Year
CDBG	EN	2022	B22MC480010	\$74,925.00	\$0.00	\$74,925.00
<b>Total</b>	<b>Total</b>			<b>\$74,925.00</b>	<b>\$0.00</b>	<b>\$74,925.00</b>

**Proposed Accomplishments**

People (General) : 50

**Actual Accomplishments**

Number assisted:

	Owner		Renter		Total		Person	
	Total	Hispanic	Total	Hispanic	Total	Hispanic	Total	Hispanic
White:	0	0	0	0	0	0	3	2
Black/African American:	0	0	0	0	0	0	40	0
Asian:	0	0	0	0	0	0	0	0
American Indian/Alaskan Native:	0	0	0	0	0	0	0	0
Native Hawaiian/Other Pacific Islander:	0	0	0	0	0	0	0	0
American Indian/Alaskan Native & White:	0	0	0	0	0	0	0	0
Asian White:	0	0	0	0	0	0	0	0
Black/African American & White:	0	0	0	0	0	0	4	3



U.S. Department of Housing and Urban Development  
 Office of Community Planning and Development  
 Integrated Disbursement and Information System  
 CDBG Activity Summary Report (GPR) for Program Year 2023  
 FORT WORTH

Date: 20-Dec-2024  
 Time: 16:29  
 Page: 66

American Indian/Alaskan Native & Black/African American:	0	0	0	0	0	0	1	1
Other multi-racial:	0	0	0	0	0	0	0	0
Asian/Pacific Islander:	0	0	0	0	0	0	0	0
Hispanic:	0	0	0	0	0	0	0	0
<b>Total:</b>	<b>0</b>	<b>0</b>	<b>0</b>	<b>0</b>	<b>0</b>	<b>0</b>	<b>48</b>	<b>6</b>
Female-headed Households:	0		0		0			

*Income Category:*

	<b>Owner</b>	<b>Renter</b>	<b>Total</b>	<b>Person</b>
Extremely Low	0	0	0	21
Low Mod	0	0	0	16
Moderate	0	0	0	8
Non Low Moderate	0	0	0	3
Total	0	0	0	48
Percent Low/Mod				93.8%

**Annual Accomplishments**

<b>Years</b>	<b>Accomplishment Narrative</b>	<b># Benefitting</b>
2022	<p>CDBG ABCLC - The After School Program provided after-school academic tutoring with a STEM (Science, Technology, Engineering and Mathematics) component to children ages 5 to 12 years of age. Each child received a nutritional snack, tutoring and homework assistance. Reading assessments were conducted on each student at the beginning and at the end of the Program to determine student progress. The freedom school program (June thru July), also provided summer out of school time academic tutoring with a focus on reading. Reading assessments were also conducted on each student at the beginning and at the end of the Program to determine student progress.</p> <p>CDBG Funds were used to pay for salaries and FICA for After School Program employees only, and participants' membership and/or activity fees charged by the service location (community center) for after school and the freedom school summer reading program.</p> <p>Location: Martin Luther King Jr. Community Center at 5565 Truman Drive, Fort Worth, TX 76112.</p> <p>Agency's office is located at 5005 Brentwood Stair Road, Suite 200, Fort Worth, TX 76112.</p> <p>The Agency served 48 unduplicated clients during the contract year. From October 1, 2022 to September 30, 2023, the City of Fort Worth reimbursed the agency \$74,925.00, resulting in a balance of \$75.00, which will be returned to unprogrammed funds.</p>	





U.S. Department of Housing and Urban Development  
 Office of Community Planning and Development  
 Integrated Disbursement and Information System  
 CDBG Activity Summary Report (GPR) for Program Year 2023  
 FORT WORTH

Date: 20-Dec-2024  
 Time: 16:29  
 Page: 67

**PGM Year:** 2022  
**Project:** 0008 - 22-23 Reading & Educational Support Services  
**IDIS Activity:** 7720 - 22-23 YMCA - Y Achievers {104438-991928}

Status: Completed 11/27/2023 12:00:00 AM      Objective: Create economic opportunities  
 Location: 512 Lamar St Fort Worth, TX 76102-3754      Outcome: Affordability  
 Matrix Code: Youth Services (05D)      National Objective: LMC

**Activity to prevent, prepare for, and respond to Coronavirus:** No

**Initial Funding Date:** 01/31/2023

**Description:**

Program provides a combined mentoring program as it encourages teens to develop and pursue high educational and career goals with the assistance and guidance of African American/Hispanic professionals from a variety of careers. The program is for all teens and has a targeted emphasis with teens of color. By recognizing and engaging the talents of African Americans, Hispanics and other people of color who are successful in their careers, the program brings a needed positive influence to the East and Southeast Fort Worth communities. By incorporating all races, ethnicities, and genders, the Y Achievers program builds diverse relationships, aids in cultural understanding, which strengthen our communities. CDBG Funds will be used to pay for a percentage of salaries, food for participants and membership fees associated with the program in Southeast Fort Worth. The agency office is located at 512 Lamar Street, Suite 400, Fort Worth, TX 76102. The agency will provide Program services at the following locations: Eastside YMCA 1500 Sandy Lane, Fort Worth, TX 76112 William M. McDonald YMCA 2701 Morseby Street, Fort Worth, TX 76105 Eastern Hills High School 5701 Shelton Street, Fort Worth, TX 76112 Dunbar High School 5700 Ramey Avenue, Fort Worth, TX 76112

**Financing**

	Fund Type	Grant Year	Grant	Funded Amount	Drawn In Program Year	Drawn Thru Program Year
CDBG	EN	2022	B22MC480010	\$49,340.91	\$0.00	\$49,340.91
<b>Total</b>	<b>Total</b>			<b>\$49,340.91</b>	<b>\$0.00</b>	<b>\$49,340.91</b>

**Proposed Accomplishments**

People (General) : 65

**Actual Accomplishments**

Number assisted:

	Owner		Renter		Total		Person	
	Total	Hispanic	Total	Hispanic	Total	Hispanic	Total	Hispanic
White:	0	0	0	0	0	0	22	22
Black/African American:	0	0	0	0	0	0	80	9
Asian:	0	0	0	0	0	0	5	0
American Indian/Alaskan Native:	0	0	0	0	0	0	0	0
Native Hawaiian/Other Pacific Islander:	0	0	0	0	0	0	0	0
American Indian/Alaskan Native & White:	0	0	0	0	0	0	0	0



U.S. Department of Housing and Urban Development  
 Office of Community Planning and Development  
 Integrated Disbursement and Information System  
 CDBG Activity Summary Report (GPR) for Program Year 2023  
 FORT WORTH

Date: 20-Dec-2024  
 Time: 16:29  
 Page: 68

Asian White:	0	0	0	0	0	0	1	0
Black/African American & White:	0	0	0	0	0	0	0	0
American Indian/Alaskan Native & Black/African American:	0	0	0	0	0	0	0	0
Other multi-racial:	0	0	0	0	0	0	0	0
Asian/Pacific Islander:	0	0	0	0	0	0	0	0
Hispanic:	0	0	0	0	0	0	0	0
<b>Total:</b>	<b>0</b>	<b>0</b>	<b>0</b>	<b>0</b>	<b>0</b>	<b>0</b>	<b>108</b>	<b>31</b>
Female-headed Households:	0		0		0			

*Income Category:*

	<b>Owner</b>	<b>Renter</b>	<b>Total</b>	<b>Person</b>
Extremely Low	0	0	0	47
Low Mod	0	0	0	45
Moderate	0	0	0	10
Non Low Moderate	0	0	0	6
Total	0	0	0	108
Percent Low/Mod				94.4%

**Annual Accomplishments**

<b>Years</b>	<b>Accomplishment Narrative</b>	<b># Benefiting</b>
2022	The Y Achievers program will engage the teen target populations by providing a safe and secure place to meet, providing activities that promote education, and reinforcing positive behaviors. The Y Achievers program will also help teens connect with their communities and improve the communities they live in. The overall heart of the program will help increase teen safety and show teens they have support factors. The Y Achievers program has served 108 teens, from October 1 - September 30 of the program year (2022-2023), by providing College and Career Readiness Mentoring designed to help teens establish and pursue high educational and career goals resulting in high school graduation and acceptance to an institution of higher learning or successful adoption of a vocation. A total of \$49,340.91 was reimbursed to the agency from October 1, 2022 - September 30, 2023.	



U.S. Department of Housing and Urban Development  
 Office of Community Planning and Development  
 Integrated Disbursement and Information System  
 CDBG Activity Summary Report (GPR) for Program Year 2023  
 FORT WORTH

Date: 20-Dec-2024  
 Time: 16:29  
 Page: 69

<b>PGM Year:</b>	2022	<b>Objective:</b>	Create economic opportunities
<b>Project:</b>	0008 - 22-23 Reading & Educational Support Services	<b>Outcome:</b>	Affordability
<b>IDIS Activity:</b>	7721 - 22-23 United Community Centers {104438-991930}	<b>Matrix Code:</b>	Child Care Services (05L)
<b>Status:</b>	Completed 11/27/2023 12:00:00 AM	<b>National Objective:</b>	LMC
<b>Location:</b>	3900 Meadowbrook Dr Fort Worth, TX 76103-2602		

**Activity to prevent, prepare for, and respond to Coronavirus:** No

**Initial Funding Date:** 01/31/2023

**Description:**

The Educational Enrichment program will provide a childcare literacy program. The Program will assist children in pre-k to 13 years of age with reading, writing, comprehension, and increased literacy skills, in addition to the licensed child care after-school program during the regular school year and full-day during the summer. The after-school program classes are aligned with the Fort Worth ISD Calendar and the full-day summer program is ten consecutive weeks during the summer that runs from early June to mid-August. CDBG Funds will be used to pay for a percentage of salaries for Program employees. Agency's main office is located at 3900 Meadowbrook Drive, Fort Worth, Texas 76103. Agency Program services will be provided Monday through Friday, 2:00 p.m. to 6:00 p.m. for the after-school program and 7:00 a.m. to 6:00 p.m. for the full-day summer program and on school waiver daysholidays. Services will be provided at the following locations: United Community Center- Wesley 3600 N. Crump St., Fort Worth, Texas 76106 United Community Center- Bethlehem 951 Evans Avenue, Fort Worth, Texas 76104 United Community Center- Poly 3100 Avenue I, Fort Worth, Texas 76105

**Financing**

	Fund Type	Grant Year	Grant	Funded Amount	Drawn In Program Year	Drawn Thru Program Year
CDBG	EN	2022	B22MC480010	\$100,000.00	\$0.00	\$100,000.00
<b>Total</b>	<b>Total</b>			<b>\$100,000.00</b>	<b>\$0.00</b>	<b>\$100,000.00</b>

**Proposed Accomplishments**

People (General) : 200

**Actual Accomplishments**

Number assisted:

	Owner		Renter		Total		Person	
	Total	Hispanic	Total	Hispanic	Total	Hispanic	Total	Hispanic
White:	0	0	0	0	0	0	220	187
Black/African American:	0	0	0	0	0	0	23	3
Asian:	0	0	0	0	0	0	0	0
American Indian/Alaskan Native:	0	0	0	0	0	0	0	0



U.S. Department of Housing and Urban Development  
 Office of Community Planning and Development  
 Integrated Disbursement and Information System  
 CDBG Activity Summary Report (GPR) for Program Year 2023  
 FORT WORTH

Date: 20-Dec-2024  
 Time: 16:29  
 Page: 70

Native Hawaiian/Other Pacific Islander:	0	0	0	0	0	0	0	0
American Indian/Alaskan Native & White:	0	0	0	0	0	0	0	0
Asian White:	0	0	0	0	0	0	0	0
Black/African American & White:	0	0	0	0	0	0	2	0
American Indian/Alaskan Native & Black/African American:	0	0	0	0	0	0	0	0
Other multi-racial:	0	0	0	0	0	0	0	0
Asian/Pacific Islander:	0	0	0	0	0	0	0	0
Hispanic:	0	0	0	0	0	0	0	0
<b>Total:</b>	<b>0</b>	<b>0</b>	<b>0</b>	<b>0</b>	<b>0</b>	<b>0</b>	<b>245</b>	<b>190</b>
Female-headed Households:	0		0		0			

*Income Category:*

	<b>Owner</b>	<b>Renter</b>	<b>Total</b>	<b>Person</b>
Extremely Low	0	0	0	87
Low Mod	0	0	0	110
Moderate	0	0	0	43
Non Low Moderate	0	0	0	5
Total	0	0	0	245
Percent Low/Mod				98.0%

**Annual Accomplishments**



U.S. Department of Housing and Urban Development  
 Office of Community Planning and Development  
 Integrated Disbursement and Information System  
 CDBG Activity Summary Report (GPR) for Program Year 2023  
 FORT WORTH

Date: 20-Dec-2024  
 Time: 16:29  
 Page: 71

Years	Accomplishment Narrative	# Benefitting
2022	<p>United Community Centers - Educational Enrichment Program assisted children in pre-k to 13 years of age with reading, writing, comprehension and increased literacy skills, in addition to the licensed child care after-school program during the regular school year and full-day during the summer. From October 1, 2022 to September 30, 2023, the City of Fort Worth reimbursed the agency \$100,000.00, resulting in a balance of \$0.</p> <p>CDBG funds were used to pay for a percentage of salaries for Program employees.</p> <p>Location: Agency's main office is located at 3900 Meadowbrook Drive, Fort Worth, Texas 76103</p> <p>Agency Program services were provided Monday through Friday, 2:00 p.m. to 6:00 p.m. for the after-school program and 7:00 am to 6:00 pm for the full-day summer program and on school waiver days/holidays.</p> <p>Services were provided at the following locations:          United Community Center- Wesley          3600 N. Crump St., Fort Worth, Texas 76106</p> <p>United Community Center- Bethlehem          951 Evans Avenue, Fort Worth, Texas 76104</p> <p>United Community Center- Poly          3100 Avenue I, Fort Worth, Texas 76105</p> <p>The Agency served 245 unduplicated clients during the contract year.</p>	



U.S. Department of Housing and Urban Development  
 Office of Community Planning and Development  
 Integrated Disbursement and Information System  
 CDBG Activity Summary Report (GPR) for Program Year 2023  
 FORT WORTH

Date: 20-Dec-2024  
 Time: 16:29  
 Page: 72

**PGM Year:** 2022  
**Project:** 0009 - 22-23 Youth Services  
**IDIS Activity:** 7722 - 22-23 Boys & Girls Club of Tarrant County - Eastside - Youth Development {104438-991934}

Status: Completed 11/27/2023 12:00:00 AM      Objective: Create economic opportunities  
 Location: 4651 Ramey Ave Fort Worth, TX 76105-3645      Outcome: Affordability  
    Matrix Code: Youth Services (05D)      National Objective: LMC

**Activity to prevent, prepare for, and respond to Coronavirus:** No

**Initial Funding Date:** 01/31/2023

**Description:**

The Youth Development program at the Boys & Girls Club Eastside Branch and community is open to school-aged youth, ages 6-18 years old, year-round providing out-of-school time enrichment activities that promote positive youth development. The Eastside Clubs youth development program equips youth with the building blocks needed for positive cognitive, social, emotional, and physical development so they can thrive and be resilient in their lives. Through the onsite program and Mobile Clubhouse Experience, Boys & Girls Club drives outcomes in academic engagement, and overall health and wellness for kids in the Stop Six and surrounding communities. Standard services provided include: CDBG Funds will be used to pay for salaries for program employees and office program supplies in accordance with the amount applicable to the CDBG funded Program. Agency office and Program services will be available: Eastside Branch 4651 Ramey Ave Fort Worth TX 76105 3:30pm to 6:30 pm Monday Friday (begins at 9:30 AM during summer and special school holiday club service days)

**Financing**

	Fund Type	Grant Year	Grant	Funded Amount	Drawn In Program Year	Drawn Thru Program Year
CDBG	EN	2022	B22MC480010	\$60,000.00	\$0.00	\$60,000.00
<b>Total</b>	<b>Total</b>			<b>\$60,000.00</b>	<b>\$0.00</b>	<b>\$60,000.00</b>

**Proposed Accomplishments**

People (General) : 340

**Actual Accomplishments**

Number assisted:

	Owner		Renter		Total		Person	
	Total	Hispanic	Total	Hispanic	Total	Hispanic	Total	Hispanic
White:	0	0	0	0	0	0	44	41
Black/African American:	0	0	0	0	0	0	165	8
Asian:	0	0	0	0	0	0	0	0
American Indian/Alaskan Native:	0	0	0	0	0	0	0	0
Native Hawaiian/Other Pacific Islander:	0	0	0	0	0	0	0	0
American Indian/Alaskan Native & White:	0	0	0	0	0	0	2	0
Asian White:	0	0	0	0	0	0	0	0
Black/African American & White:	0	0	0	0	0	0	13	5



U.S. Department of Housing and Urban Development  
 Office of Community Planning and Development  
 Integrated Disbursement and Information System  
 CDBG Activity Summary Report (GPR) for Program Year 2023  
 FORT WORTH

Date: 20-Dec-2024  
 Time: 16:29  
 Page: 73

American Indian/Alaskan Native & Black/African American:	0	0	0	0	0	0	0	0
Other multi-racial:	0	0	0	0	0	0	3	3
Asian/Pacific Islander:	0	0	0	0	0	0	0	0
Hispanic:	0	0	0	0	0	0	0	0
<b>Total:</b>	<b>0</b>	<b>0</b>	<b>0</b>	<b>0</b>	<b>0</b>	<b>0</b>	<b>227</b>	<b>57</b>
Female-headed Households:	0		0		0			

*Income Category:*

	<b>Owner</b>	<b>Renter</b>	<b>Total</b>	<b>Person</b>
Extremely Low	0	0	0	101
Low Mod	0	0	0	71
Moderate	0	0	0	40
Non Low Moderate	0	0	0	15
Total	0	0	0	227
Percent Low/Mod				93.4%

**Annual Accomplishments**



U.S. Department of Housing and Urban Development  
 Office of Community Planning and Development  
 Integrated Disbursement and Information System  
 CDBG Activity Summary Report (GPR) for Program Year 2023  
 FORT WORTH

Date: 20-Dec-2024  
 Time: 16:29  
 Page: 74

Years	Accomplishment Narrative	# Benefitting
2022	<p>Boys &amp; Girls Club - After School Program provided out of school time enrichment activities that promoted positive youth development. The Eastside Club's youth development program equipped youth with the building blocks needed for positive cognitive, social, emotional, and physical development so they can thrive and be resilient in their lives. Through the onsite program and Mobile Clubhouse Experience, Boys &amp; Girls Club drives outcomes in academic engagement, and overall health and wellness for kids in the Stop Six and surrounding communities.</p> <p>Standard services provided included:</p> <ul style="list-style-type: none"> <li>* Youth development activities (STEM, High Yield Learning, Health &amp; Fitness)</li> <li>* Targeted Programs (Mentoring, College &amp; Career Preparation, Social, Emotional, and Mental Health Support, Prevention &amp; Intervention)</li> <li>* Meal Distribution</li> <li>* Basic Needs Resources and Referral Services</li> <li>* Resource and Activity kit distribution</li> <li>* Virtual programming</li> <li>* Technology and Internet access</li> </ul> <p>From October 1, 2022 to September 30, 2023, the City of Fort Worth reimbursed the agency \$60,000.00, resulting in a balance of \$0.</p> <p>CDBG funds were used to pay for salaries for program employees and office/program supplies</p> <p>Location: Agency's main office is located at 3218 E. Belknap Fort Worth, TX 76111</p> <p>Agency's office and Program services were provided at the following location:</p> <p>Eastside Branch 4651 Ramey Ave Fort Worth TX 76105 3:30pm to 6:30 pm Monday - Friday</p> <p>The Agency served 227 unduplicated clients during the contract year.</p>	





U.S. Department of Housing and Urban Development  
 Office of Community Planning and Development  
 Integrated Disbursement and Information System  
 CDBG Activity Summary Report (GPR) for Program Year 2023  
 FORT WORTH

Date: 20-Dec-2024  
 Time: 16:29  
 Page: 75

**PGM Year:** 2022  
**Project:** 0009 - 22-23 Youth Services  
**IDIS Activity:** 7723 - 22-23 Girls Inc of Tarrant County - Leadership Program {104438-991936}

Status: Completed 11/27/2023 12:00:00 AM      Objective: Create economic opportunities  
 Location: 304 E Vickery Blvd Fort Worth, TX 76104-1328      Outcome: Affordability  
 Matrix Code: Youth Services (05D)      National Objective: LMC

**Activity to prevent, prepare for, and respond to Coronavirus:** No

**Initial Funding Date:** 01/31/2023

**Description:**

Program provides in-school, after-school, and summer education and activities to improve life skills, promote academic success, and prevent juvenile crime and delinquency for girls, ages 13-18 years of age. Curricula that will be used include, Leadership & Community Action, Academic Advisement and Mentoring, Girls Beyond Bullying, Friendly PEERsuasion, and Economic Literacy. Girls Inc. staff develop mentoring relationships with the girls to challenge growth, express care from a positive role model, and expand possibilities. Group and individual mentoring activities are provided on campus during school hours and after school. A research-based curricula is delivered in a group-setting. This provides each girl a safe and supportive place to learn and grow socially and emotionally. Girls Inc. activities are focused on Strong (mental health & well-being), Smart (educational achievement), and Bold (awareness and community action) initiatives that support the development of positive coping skills, conflict resolution skills, and goal setting in a pro-girl environment.

**Financing**

	Fund Type	Grant Year	Grant	Funded Amount	Drawn In Program Year	Drawn Thru Program Year
CDBG	EN	2022	B22MC480010	\$75,000.00	\$0.00	\$75,000.00
<b>Total</b>	<b>Total</b>			<b>\$75,000.00</b>	<b>\$0.00</b>	<b>\$75,000.00</b>

**Proposed Accomplishments**

People (General) : 131

**Actual Accomplishments**

Number assisted:

	Owner		Renter		Total		Person	
	Total	Hispanic	Total	Hispanic	Total	Hispanic	Total	Hispanic
White:	0	0	0	0	0	0	102	102
Black/African American:	0	0	0	0	0	0	14	0
Asian:	0	0	0	0	0	0	2	0
American Indian/Alaskan Native:	0	0	0	0	0	0	1	0
Native Hawaiian/Other Pacific Islander:	0	0	0	0	0	0	0	0
American Indian/Alaskan Native & White:	0	0	0	0	0	0	0	0



U.S. Department of Housing and Urban Development  
 Office of Community Planning and Development  
 Integrated Disbursement and Information System  
 CDBG Activity Summary Report (GPR) for Program Year 2023  
 FORT WORTH

Date: 20-Dec-2024  
 Time: 16:29  
 Page: 76

Asian White:	0	0	0	0	0	0	0	0
Black/African American & White:	0	0	0	0	0	0	5	5
American Indian/Alaskan Native & Black/African American:	0	0	0	0	0	0	0	0
Other multi-racial:	0	0	0	0	0	0	8	4
Asian/Pacific Islander:	0	0	0	0	0	0	0	0
Hispanic:	0	0	0	0	0	0	0	0
<b>Total:</b>	<b>0</b>	<b>0</b>	<b>0</b>	<b>0</b>	<b>0</b>	<b>0</b>	<b>132</b>	<b>111</b>

Female-headed Households: 0 0 0 0

*Income Category:*

	Owner	Renter	Total	Person
Extremely Low	0	0	0	51
Low Mod	0	0	0	52
Moderate	0	0	0	20
Non Low Moderate	0	0	0	9
Total	0	0	0	132
Percent Low/Mod	93.2%			

**Annual Accomplishments**

Years	Accomplishment Narrative	# Benefiting
2022	<p>Girls Incorporated of Tarrant County - Leadership Program provided in-school, after-school, and summer education and activities to improve life skills, promote academic success, and prevent juvenile crime and delinquency for girls, ages 13-18 years of age. Curricula that was used included, Leadership &amp; Community Action, Academic Advisement and Mentoring, Girls Beyond Bullying, Friendly PEERsuasion, and Economic Literacy.</p> <p>From October 1, 2022 to September 30, 2023, the City of Fort Worth reimbursed the agency \$75,000.00, resulting in a balance of \$0. CDBG funds were used to pay for a percentage of salaries for Program employees.</p> <p>Location - Agency's main office is located at 2820 Matlock Rd Arlington, TX 76015</p> <p>Program services were provided at the following locations on the following days and times:            *Diamond Hill Public Library, 1300 NE 35th St., Fort Worth, TX 76106 (Mondays 4:30-6:00 PM)            *Diamond Hill-Jarvis High School, 1411 Maydell, Fort Worth, TX 76106 (Wednesdays 11:45 AM-1:10 PM)            *Northside Public Library, 601 Park St., Fort Worth, TX 76164 (Mondays 4:30-6:00 PM)            *Northside High School, 2211 McKinley Ave., Fort Worth, TX 76164 (Tuesdays 10:05-10:50 AM; 10:55-11:40 AM)            *JP Elder Middle School, 709 NW 21st St., Fort Worth, TX 76164 (Mondays 4:30-6:00 PM)            *Manuel Jara Elementary School, 2100 Lincoln Ave., Fort Worth, TX 76164 (Mondays 3:00-5:00 PM)            *Rufino Mendoza Elementary School, 1412 Denver Ave., Fort Worth, TX 76164 (Tuesdays 3:30-5:00 PM)            *Diamond Hill Community Center, 1701 NE 36th St., Fort Worth, TX 76106 (TBA)</p>	

The Agency served 132 unduplicated clients during the contract year.



U.S. Department of Housing and Urban Development  
 Office of Community Planning and Development  
 Integrated Disbursement and Information System  
 CDBG Activity Summary Report (GPR) for Program Year 2023  
 FORT WORTH

Date: 20-Dec-2024  
 Time: 16:29  
 Page: 77

<b>PGM Year:</b>	2022		
<b>Project:</b>	0009 - 22-23 Youth Services		
<b>IDIS Activity:</b>	7724 - 22-23 Fortress Youth Development Center, Inc. - Fortress PreSchool {104438-9919W2}		
<b>Status:</b>	Completed 11/27/2023 12:00:00 AM	<b>Objective:</b>	Create economic opportunities
<b>Location:</b>	1007 E Terrell Ave Fort Worth, TX 76104	<b>Outcome:</b>	Affordability
		<b>Matrix Code:</b>	Youth Services (05D)
		<b>National Objective:</b>	LMC

**Activity to prevent, prepare for, and respond to Coronavirus:** No

**Initial Funding Date:** 01/31/2023

**Description:**

Fortress is a nonprofit organization that provides academic, social-emotional, spiritual, and concrete support for families who are working to achieve stability, health, and happiness. To help fulfill its mission of building bridges from poverty to promise, Fortress Preschool addresses the developmental and social-emotional needs of children ages 6 weeks to 4 years through both half-day and full-day year-round programming. An emphasis on achieving developmental milestones is balanced with creative play, early literacy, and social-emotional learning. The addition of a new toddler classroom will meet two needs: 1) create more space for children on our waitlist to attend full-day preschool so that their parents can work or attend school and 2) focus more intentionally on important developmental milestones and educational building blocks by separating the schools youngest two classrooms into three more finely defined age groups. 100% of CDBG funds will be used to pay three teachers salaries for the new classroom. Agency office and program services will be available at 1007 E Terrell Ave, Fort Worth, 76104. Our school year operating hours are Monday-Thursday 8:00am-6:30PM. Summer hours are M-Th, 8am-2pm.

**Financing**

	Fund Type	Grant Year	Grant	Funded Amount	Drawn In Program Year	Drawn Thru Program Year
CDBG	EN	2022	B22MC480010	\$47,087.62	\$0.00	\$47,087.62
<b>Total</b>	<b>Total</b>			<b>\$47,087.62</b>	<b>\$0.00</b>	<b>\$47,087.62</b>

**Proposed Accomplishments**

People (General) : 70

**Actual Accomplishments**

Number assisted:

	Owner		Renter		Total		Person	
	Total	Hispanic	Total	Hispanic	Total	Hispanic	Total	Hispanic
White:	0	0	0	0	0	0	25	23
Black/African American:	0	0	0	0	0	0	72	0
Asian:	0	0	0	0	0	0	0	0
American Indian/Alaskan Native:	0	0	0	0	0	0	0	0
Native Hawaiian/Other Pacific Islander:	0	0	0	0	0	0	0	0
American Indian/Alaskan Native & White:	0	0	0	0	0	0	0	0
Asian White:	0	0	0	0	0	0	0	0



U.S. Department of Housing and Urban Development  
 Office of Community Planning and Development  
 Integrated Disbursement and Information System  
 CDBG Activity Summary Report (GPR) for Program Year 2023  
 FORT WORTH

Date: 20-Dec-2024  
 Time: 16:29  
 Page: 78

Black/African American & White:	0	0	0	0	0	0	0	0
American Indian/Alaskan Native & Black/African American:	0	0	0	0	0	0	0	0
Other multi-racial:	0	0	0	0	0	0	0	0
Asian/Pacific Islander:	0	0	0	0	0	0	0	0
Hispanic:	0	0	0	0	0	0	0	0
<b>Total:</b>	<b>0</b>	<b>0</b>	<b>0</b>	<b>0</b>	<b>0</b>	<b>0</b>	<b>97</b>	<b>23</b>

Female-headed Households: 0 0 0 0

*Income Category:*

	<b>Owner</b>	<b>Renter</b>	<b>Total</b>	<b>Person</b>
Extremely Low	0	0	0	50
Low Mod	0	0	0	32
Moderate	0	0	0	7
Non Low Moderate	0	0	0	8
Total	0	0	0	97
Percent Low/Mod				91.8%

**Annual Accomplishments**

<b>Years</b>	<b>Accomplishment Narrative</b>	<b># Benefitting</b>
2022	Half-day and full-day preschool classes enjoy a curriculum informed by FWISD's Major Categories of Preschool Readiness. Along with the curriculum, our teachers blend Conscious Discipline techniques and Montessori-style activities to help children learn, grow, and enjoy each day. Conscious Discipline is a positive discipline curriculum that focuses on emotional education. This approach to preschool readiness is especially important for children living in poverty who might have experienced adverse childhood experiences or have a stressful home life. From October 1-September 30 of the program year (2022-2023)Fortress has served a total of 97 children and a total of \$47,087.62 was reimbursed to the agency.	



U.S. Department of Housing and Urban Development  
 Office of Community Planning and Development  
 Integrated Disbursement and Information System  
 CDBG Activity Summary Report (GPR) for Program Year 2023  
 FORT WORTH

Date: 20-Dec-2024  
 Time: 16:29  
 Page: 79

**PGM Year:** 2022  
**Project:** 0010 - 22-23 Aging In Place  
**IDIS Activity:** 7725 - 22-23 Meals On Wheels - Nutrition Program {10xxxx-991932}

Status: Completed 11/25/2023 12:00:00 AM      Objective: Create suitable living environments  
 Location: 5740 Airport Fwy Fort Worth, TX 76117-6005      Outcome: Availability/accessibility  
 Matrix Code: Services for Persons with Disabilities      National Objective: LMC  
 (05B)

**Activity to prevent, prepare for, and respond to Coronavirus:** No

**Initial Funding Date:** 01/31/2023

**Description:**

PSA Aging In Place programs will serve older adults providing access to resources needed to age in their homes, while maintaining both their independence and quality of life. Meals on Wheels (Nutrition Program): Portion of the cost of meals provided for homebound elderly and disabled Fort Worth residents who meet eligibility requirements. Meals on Wheels of Tarrant County (Nutrition Program): Provides home-delivered meals, supplemental nutrition, and congregate meals to disadvantaged older adults in Fort Worth. Community needs to be addressed are malnutrition, food insecurity, social isolation, and poor mental and physical health. The Meals On Wheels Nutrition Program provides home-delivered meals, supplemental nutrition, and congregate meals to disadvantaged older adults in Fort Worth. Community needs to be addressed are malnutrition, food insecurity, social isolation, and poor mental and physical health

**Financing**

	Fund Type	Grant Year	Grant	Funded Amount	Drawn In Program Year	Drawn Thru Program Year
CDBG	EN	2022	B22MC480010	\$72,005.03	\$0.00	\$72,005.03
<b>Total</b>	<b>Total</b>			<b>\$72,005.03</b>	<b>\$0.00</b>	<b>\$72,005.03</b>

**Proposed Accomplishments**

People (General) : 190

**Actual Accomplishments**

Number assisted:

	Owner		Renter		Total		Person	
	Total	Hispanic	Total	Hispanic	Total	Hispanic	Total	Hispanic
White:	0	0	0	0	0	0	113	23
Black/African American:	0	0	0	0	0	0	74	0
Asian:	0	0	0	0	0	0	3	0
American Indian/Alaskan Native:	0	0	0	0	0	0	1	0
Native Hawaiian/Other Pacific Islander:	0	0	0	0	0	0	0	0
American Indian/Alaskan Native & White:	0	0	0	0	0	0	0	0
Asian White:	0	0	0	0	0	0	0	0
Black/African American & White:	0	0	0	0	0	0	0	0
American Indian/Alaskan Native & Black/African American:	0	0	0	0	0	0	0	0
Other multi-racial:	0	0	0	0	0	0	3	3



U.S. Department of Housing and Urban Development  
 Office of Community Planning and Development  
 Integrated Disbursement and Information System  
 CDBG Activity Summary Report (GPR) for Program Year 2023  
 FORT WORTH

Date: 20-Dec-2024  
 Time: 16:29  
 Page: 80

Asian/Pacific Islander:	0	0	0	0	0	0	0	0
Hispanic:	0	0	0	0	0	0	0	0
<b>Total:</b>	<b>0</b>	<b>0</b>	<b>0</b>	<b>0</b>	<b>0</b>	<b>0</b>	<b>194</b>	<b>26</b>
Female-headed Households:	0		0		0			

*Income Category:*

	<b>Owner</b>	<b>Renter</b>	<b>Total</b>	<b>Person</b>
Extremely Low	0	0	0	160
Low Mod	0	0	0	27
Moderate	0	0	0	7
Non Low Moderate	0	0	0	0
Total	0	0	0	194
Percent Low/Mod				100.0%

**Annual Accomplishments**

<b>Years</b>	<b>Accomplishment Narrative</b>	<b># Benefitting</b>
2022	<p>Meals On Wheels - Nutrition Program provided meal delivery and case management services, including needs assessments, to Fort Worth residents who are severely disabled as defined by the Census Bureau.</p> <p>From October 1, 2022 to September 30, 2023, the City of Fort Worth reimbursed the agency \$72,005.03, resulting in a balance of \$0.97, which will be returned to unprogrammed funds.</p> <p>CDBG Funds were used to pay for a portion of the cost of meals provided to severely disabled Fort Worth residents. Cost for meals were the same as the rate charged to the Agency by the vendor or subcontractor preparing the meals.</p> <p>Location 5740 Airport Freeway, Fort Worth, TX 76117. Office hours are Monday through Thursday, 8:00 a.m. to 4:30 p.m. and Friday, 8:00 a.m. to 3:30 p.m.</p> <p>The Agency served 194 unduplicated clients during the contract year.</p>	



U.S. Department of Housing and Urban Development  
 Office of Community Planning and Development  
 Integrated Disbursement and Information System  
 CDBG Activity Summary Report (GPR) for Program Year 2023  
 FORT WORTH

Date: 20-Dec-2024  
 Time: 16:29  
 Page: 81

**PGM Year:** 2022  
**Project:** 0010 - 22-23 Aging In Place  
**IDIS Activity:** 7726 - 22-23 Meals On Wheels - Transportation Program {104438-991932}

Status: Completed 11/25/2023 12:00:00 AM      Objective: Create suitable living environments  
 Location: 5740 Airport Fwy Fort Worth, TX 76117-6005      Outcome: Affordability  
 Matrix Code: Services for Persons with Disabilities      National Objective: LMC  
 (05B)

**Activity to prevent, prepare for, and respond to Coronavirus:** No

**Initial Funding Date:** 02/01/2023

**Description:**  
 The Program will provide transportation services to and from home to adult activity centers. Transit will also be provided to the bank, grocery stores, barberstyling salon appointments, pharmacy, out-to-eat, social outings, and other errands of this nature. The individual must be on our Nutrition program and receive congregate meals, home-delivered meals, or supplemental nutrition. This service is primarily to provide congregate clients transportation to and from adult activity centers for meals and activities. The client must provide a verifiable ID that shows they have Fort Worth residency. Documentation is acquired at client intake and this is when we obtain the required signatures. Activity Center Directors, case managers, trained volunteers, the Activity Center Program Coordinator, or other staff may facilitate the intake process. Residency is verified through Tarrant Appraisal District (TAD) by the Activity Center Program Coordinator. CDBG Funds will be used to pay for the cost of one-way trips provided to elderly Fort Worth residents. Cost for the transit service shall be the same as the rate charged to the Agency by the vendor or subcontractor. The agency office is located at 5740 Airport Freeway, Fort Worth, TX 76117. Office hours are Monday through Thursday, 8:00 a.m. to 4:30 p.m. and Friday, 8:00 a.m. to 3:30 p.m. Services will be provided citywide at eligible clients homes.

**Financing**

	Fund Type	Grant Year	Grant	Funded Amount	Drawn In Program Year	Drawn Thru Program Year
CDBG	EN	2022	B22MC480010	\$49,987.50	\$0.00	\$49,987.50
<b>Total</b>	<b>Total</b>			<b>\$49,987.50</b>	<b>\$0.00</b>	<b>\$49,987.50</b>

**Proposed Accomplishments**

**Actual Accomplishments**

*Number assisted:*

	Owner		Renter		Total		Person	
	Total	Hispanic	Total	Hispanic	Total	Hispanic	Total	Hispanic
White:	0	0	0	0	0	0	37	15
Black/African American:	0	0	0	0	0	0	53	0
Asian:	0	0	0	0	0	0	1	0
American Indian/Alaskan Native:	0	0	0	0	0	0	0	0



U.S. Department of Housing and Urban Development  
 Office of Community Planning and Development  
 Integrated Disbursement and Information System  
 CDBG Activity Summary Report (GPR) for Program Year 2023  
 FORT WORTH

Date: 20-Dec-2024  
 Time: 16:29  
 Page: 82

Native Hawaiian/Other Pacific Islander:	0	0	0	0	0	0	0	0
American Indian/Alaskan Native & White:	0	0	0	0	0	0	0	0
Asian White:	0	0	0	0	0	0	0	0
Black/African American & White:	0	0	0	0	0	0	0	0
American Indian/Alaskan Native & Black/African American:	0	0	0	0	0	0	0	0
Other multi-racial:	0	0	0	0	0	0	6	2
Asian/Pacific Islander:	0	0	0	0	0	0	0	0
Hispanic:	0	0	0	0	0	0	0	0
<b>Total:</b>	<b>0</b>	<b>0</b>	<b>0</b>	<b>0</b>	<b>0</b>	<b>0</b>	<b>97</b>	<b>17</b>
Female-headed Households:	0		0		0			

*Income Category:*

	<b>Owner</b>	<b>Renter</b>	<b>Total</b>	<b>Person</b>
Extremely Low	0	0	0	0
Low Mod	0	0	0	97
Moderate	0	0	0	0
Non Low Moderate	0	0	0	0
Total	0	0	0	97
Percent Low/Mod				100.0%

**Annual Accomplishments**

<b>Years</b>	<b>Accomplishment Narrative</b>	<b># Benefitting</b>
2022	<p>Meals On Wheels - Transportation Program provided transportation services to and from home to adult activity centers. Transit was also provided to the bank, grocery stores, barber/styling salon appointments, pharmacy, out to eat, social outings, and other errands of this nature.</p> <p>From October 1, 2022 to September 30, 2023, the City of Fort Worth reimbursed the agency \$49,987.50, resulting in a balance of \$12.50, which will be returned to unprogrammed funds.</p> <p>CDBG Funds were used to pay for the cost of one-way trips provided to elderly Fort Worth residents. Cost for the transit service was the same as the rate charged to the Agency by the vendor or subcontractor.</p> <p>Location: 5740 Airport Freeway, Fort Worth, TX 76117. Office hours are Monday through Thursday, 8:00 a.m. to 4:30 p.m. and Friday, 8:00 a.m. to 3:30 p.m.</p> <p>The Agency served 97 unduplicated clients during the contract year.</p>	





U.S. Department of Housing and Urban Development  
 Office of Community Planning and Development  
 Integrated Disbursement and Information System  
 CDBG Activity Summary Report (GPR) for Program Year 2023  
 FORT WORTH

Date: 20-Dec-2024  
 Time: 16:29  
 Page: 83

**PGM Year:** 2022  
**Project:** 0010 - 22-23 Aging In Place  
**IDIS Activity:** 7727 - 22-23 Guardianship Services {10xxxx-9919D1}

Status: Completed 11/22/2023 12:00:00 AM      Objective: Create economic opportunities  
 Location: 1125 College Avenue Fort Worth, TX 76104      Outcome: Affordability  
 Matrix Code: Senior Services (05A)      National Objective: LMC

**Activity to prevent, prepare for, and respond to Coronavirus:** No

**Initial Funding Date:** 02/01/2023

**Description:**

PSA Aging In Place programs will serve older adults providing access to resources needed to age in their homes, while maintaining both their independence and quality of life. Guardianship Services (Money Smart+): Workshops designed to fight the epidemic of fraud and exploitation of seniors using the evidence-based Money Smart for Older Adults curriculum. Guardianship Services: Program staff salaries, Facility Operations, Legal. Program Overview: GSIs Financial Exploitation Prevention (now Money Smart +) workshops are designed to fight the epidemic of fraud and exploitation of seniors using the evidence-based Money Smart for Older Adults curriculum. The workshop series provides knowledge, skills and aptitudes older residents need to avoid fraud or financial exploitation and manage their limited incomes well. Workshops also build vulnerable seniors confidence in their ability to manage money and introduce them to a trusted source of ongoing help and support: GSI.

**Financing**

	Fund Type	Grant Year	Grant	Funded Amount	Drawn In Program Year	Drawn Thru Program Year
CDBG	EN	2022	B22MC480010	\$67,608.04	\$0.00	\$67,608.04
<b>Total</b>	<b>Total</b>			<b>\$67,608.04</b>	<b>\$0.00</b>	<b>\$67,608.04</b>

**Proposed Accomplishments**

People (General) : 160

**Actual Accomplishments**

Number assisted:

	Owner		Renter		Total		Person	
	Total	Hispanic	Total	Hispanic	Total	Hispanic	Total	Hispanic
White:	0	0	0	0	0	0	82	69
Black/African American:	0	0	0	0	0	0	73	1
Asian:	0	0	0	0	0	0	1	0
American Indian/Alaskan Native:	0	0	0	0	0	0	0	0
Native Hawaiian/Other Pacific Islander:	0	0	0	0	0	0	1	0
American Indian/Alaskan Native & White:	0	0	0	0	0	0	0	0
Asian White:	0	0	0	0	0	0	0	0
Black/African American & White:	0	0	0	0	0	0	7	0
American Indian/Alaskan Native & Black/African American:	0	0	0	0	0	0	5	0



U.S. Department of Housing and Urban Development  
 Office of Community Planning and Development  
 Integrated Disbursement and Information System  
 CDBG Activity Summary Report (GPR) for Program Year 2023  
 FORT WORTH

Date: 20-Dec-2024  
 Time: 16:29  
 Page: 84

Other multi-racial:	0	0	0	0	0	0	1	0
Asian/Pacific Islander:	0	0	0	0	0	0	0	0
Hispanic:	0	0	0	0	0	0	0	0
<b>Total:</b>	<b>0</b>	<b>0</b>	<b>0</b>	<b>0</b>	<b>0</b>	<b>0</b>	<b>170</b>	<b>70</b>

Female-headed Households: 0 0 0 0

*Income Category:*

	<b>Owner</b>	<b>Renter</b>	<b>Total</b>	<b>Person</b>
Extremely Low	0	0	0	0
Low Mod	0	0	0	170
Moderate	0	0	0	0
Non Low Moderate	0	0	0	0
Total	0	0	0	170
Percent Low/Mod				100.0%

**Annual Accomplishments**



U.S. Department of Housing and Urban Development  
 Office of Community Planning and Development  
 Integrated Disbursement and Information System  
 CDBG Activity Summary Report (GPR) for Program Year 2023  
 FORT WORTH

Date: 20-Dec-2024  
 Time: 16:29  
 Page: 85

Years	Accomplishment Narrative	# Benefitting
2022	<p>The Program provided residents of Fort Worth who are 62 years of age and older financial literacy education for the Prevention of Elder Financial Exploitation. Guardianship Services, Inc. (GSI) provided one-on-one education to help eligible participants avoid frauds and scams targeting older residents in Fort Worth. (GSI) provided a series of workshops during the contract period in nineteen community centers or other community locations throughout Fort Worth. GSI used these sessions to instruct the audience on the prevalence and types of financial exploitation, as well as how to avoid and report financial exploitation. Individuals requiring extensive assistance were referred to partnering agencies or GSI's money management program for case management. All training materials and workbooks for each participant were provided to them. Participants were given a pretest at entry and post-test at program exit.</p> <p>CDBG Funds were used to pay for a percentage of salaries for program employees.</p> <p>Locations include:</p> <ul style="list-style-type: none"> <li>Hillside Community Center, 1201 E Maddox Ave, Fort Worth, TX 76104</li> <li>Southwest Recreation Center, 6300 Welch Ave, Fort Worth, TX 76133</li> <li>Thomas Place Community Center, 4237 Lafayette Ave, Fort Worth, TX 76107</li> <li>Victory Forest Community Center, 3427 Hemphill St, Fort Worth, TX 76110</li> <li>Casa de Esperanza Apartments, 3804 Tanacross Dr, Fort Worth, TX 76137</li> <li>HomeTowne At Matador Ranch., 8500 Crowley Rd, Fort Worth, TX 76134</li> <li>Linwood Square Apartments, 3201 Sondra Dr #125, Fort Worth, TX 76107</li> <li>Handley/Meadowbrook Community Center, 6201 Beaty St, Fort Worth, TX 76112</li> <li>Worth Heights Community Center, 3551 New York Ave, Fort Worth, TX 76110</li> <li>Fellowship Corner/ Southside Community Center, 959 E Rosedale St, Fort Worth, TX 76104</li> <li>MLK Community Center, 5565 Truman Dr, Fort Worth, TX 76112</li> <li>North Side Community Center, 1100 NW 18th St, Fort Worth, TX 76164</li> <li>North Tri-Ethnic Community Center, 2950 Roosevelt Ave, Fort Worth, TX 76106</li> <li>Diamond Hill Community Center 1701 NE 36th St, Fort Worth, TX 76106</li> <li>Como Community Center 4660 Horne St, Fort Worth, TX 76107</li> <li>Eugene McCray Community Center 4932 Wilbarger St, Fort Worth, TX 76119</li> <li>Hanratty Place Community Room 800 S Jennings Ave, Fort Worth, TX 76104</li> <li>Siddons Place Apartment 250 Pennsylvania Ave, Fort Worth, TX 76104</li> <li>Tarrant County Samaritan Housing 929 Hemphill St, Fort Worth, TX 76104</li> </ul> <p>Agency's office is located at 1125 College Avenue, Fort Worth, TX 76104</p> <p>The Agency served 170 unduplicated clients during the contract year.</p> <p>From October 1, 2022 to September 30, 2023, the City of Fort Worth reimbursed the agency \$67,608.04, resulting in a balance of \$2,391.96, which will be returned to unprogrammed funds.</p>	



U.S. Department of Housing and Urban Development  
 Office of Community Planning and Development  
 Integrated Disbursement and Information System  
 CDBG Activity Summary Report (GPR) for Program Year 2023  
 FORT WORTH

Date: 20-Dec-2024  
 Time: 16:29  
 Page: 86

**PGM Year:** 2022  
**Project:** 0012 - 22-23 CDBG Homeless Services  
**IDIS Activity:** 7728 - 22-23 Presbyterian Night Shelter of Tarrant County - Moving Home Program {104438-991924}

Status: Completed 11/22/2023 12:00:00 AM      Objective: Create suitable living environments  
 Location: 2400 Cypress St Fort Worth, TX 76102-6764      Outcome: Availability/accessibility  
 Matrix Code: Other Public Services Not Listed in      National Objective: LMC  
 05A-05Y, 03T (05Z)

**Activity to prevent, prepare for, and respond to Coronavirus:** No

**Initial Funding Date:** 02/01/2023

**Description:**

The Program will provide homeless single men and women with case management services while in the shelter and a 60 day follow up once the clients are housed. Clients will meet with case managers on a bi-weekly basis to develop and work a service plan designed to reduce the barriers to permanent housing. Follow up is completed upon successful move-out by phone calls at 30 and 60 days from program exit. CDBG funds will be used to pay 100% of CDBG employee salaries, a percentage of the FICA and HealthDental Insurance for Program employees. Agency Program services will be available at 2400 and 2401 Cypress Street, Fort Worth, TX 76102. Agency's shelter provides services 24 hours a day, 365 days a year. Case management services will be provided Monday through Friday, 9:00 a.m. to 8:00 p.m., and Saturdays, 9:00 a.m. to 5:00 p.m.

**Financing**

	Fund Type	Grant Year	Grant	Funded Amount	Drawn In Program Year	Drawn Thru Program Year
CDBG	EN	2022	B22MC480010	\$125,000.00	\$0.00	\$125,000.00
<b>Total</b>	<b>Total</b>			<b>\$125,000.00</b>	<b>\$0.00</b>	<b>\$125,000.00</b>

**Proposed Accomplishments**

People (General) : 281

**Actual Accomplishments**

Number assisted:

	Owner		Renter		Total		Person	
	Total	Hispanic	Total	Hispanic	Total	Hispanic	Total	Hispanic
White:	0	0	0	0	0	0	441	75
Black/African American:	0	0	0	0	0	0	418	0
Asian:	0	0	0	0	0	0	8	0
American Indian/Alaskan Native:	0	0	0	0	0	0	4	0
Native Hawaiian/Other Pacific Islander:	0	0	0	0	0	0	0	0
American Indian/Alaskan Native & White:	0	0	0	0	0	0	5	0
Asian White:	0	0	0	0	0	0	1	0
Black/African American & White:	0	0	0	0	0	0	2	0



U.S. Department of Housing and Urban Development  
 Office of Community Planning and Development  
 Integrated Disbursement and Information System  
 CDBG Activity Summary Report (GPR) for Program Year 2023  
 FORT WORTH

Date: 20-Dec-2024  
 Time: 16:29  
 Page: 87

American Indian/Alaskan Native & Black/African American:	0	0	0	0	0	0	0	0
Other multi-racial:	0	0	0	0	0	0	25	0
Asian/Pacific Islander:	0	0	0	0	0	0	0	0
Hispanic:	0	0	0	0	0	0	0	0
<b>Total:</b>	<b>0</b>	<b>0</b>	<b>0</b>	<b>0</b>	<b>0</b>	<b>0</b>	<b>904</b>	<b>75</b>
Female-headed Households:	0		0		0			

*Income Category:*

	<b>Owner</b>	<b>Renter</b>	<b>Total</b>	<b>Person</b>
Extremely Low	0	0	0	850
Low Mod	0	0	0	51
Moderate	0	0	0	3
Non Low Moderate	0	0	0	0
Total	0	0	0	904
Percent Low/Mod				100.0%

**Annual Accomplishments**

<b>Years</b>	<b>Accomplishment Narrative</b>	<b># Benefitting</b>
2022	<p>The Program provided homeless single men and women with case management services while in the shelter and a 60 day follow up once the clients were housed. Clients met with case managers on a bi-weekly basis to develop and work a service plan designed to reduce the barriers to permanent housing. Follow ups were completed upon successful move-out by phone calls at 30 and 60 days from program exit.</p> <p>CDBG Funds were used to pay for CDBG employee salaries, a percentage of the FICA and Health/Dental Insurance for Program employees.</p> <p>Agency Program services were available at 2400 and 2401 Cypress Street, Fort Worth, TX 76102.</p> <p>The Agency served 904 unduplicated clients during the contract year.</p> <p>From October 1, 2022 to September 30, 2023, the City of Fort Worth reimbursed the agency \$125,000, resulting in no remaining balance.</p>	



U.S. Department of Housing and Urban Development  
 Office of Community Planning and Development  
 Integrated Disbursement and Information System  
 CDBG Activity Summary Report (GPR) for Program Year 2023  
 FORT WORTH

Date: 20-Dec-2024  
 Time: 16:29  
 Page: 88

**PGM Year:** 2020  
**Project:** 0011 - 20-21 Neighborhood Revitalization  
**IDIS Activity:** 7750 - 20-21 Ripy Street Reconstruction Project {103020-A01912; 103708-A01912}  
**Status:** Open **Objective:** Create suitable living environments  
**Location:** 700 Hemphill St Fort Worth, TX 76104-3105 **Outcome:** Sustainability  
**Matrix Code:** Street Improvements (03K) **National Objective:** LMA

**Activity to prevent, prepare for, and respond to Coronavirus:** No

**Initial Funding Date:** 02/01/2023

**Description:**  
 Funds will be used to reconstruct existing pavements, replace damaged curbs, gutters, sidewalks and driveway approaches to the following locations along Ripy Street:700-799 Hemphill Street-Travis Avenue800-899 Travis Avenue - Lipscomb Street900-999 Lipscomb Street - College Avenue1000-1049 College Avenue - Laughton Street1050-1099 Laughton Street - S Adams Street1100-1199 S Adams Street - S Henderson Street1200-1299 S Henderson Street - Baldwin Street1300-1313 Baldwin Street - 5th Avenue1314-1399 5th Avenue - 6th Avenue1400-1449 6th Avenue - Willing Avenue1450-1499 Willing Avenue - Ryan Avenue2100-2199 Townsend Avenue - Frazier Avenue2200-2299 Frazier Avenue - Wayside Avenue2300-2399 Wayside Avenue - McCart Avenue

**Financing**

	Fund Type	Grant Year	Grant	Funded Amount	Drawn In Program Year	Drawn Thru Program Year
CDBG	EN	2020	B20MC480010	\$520,955.54	\$138,499.56	\$166,755.69
		2021	B21MC480010	\$1,479,044.46	\$982,703.64	\$1,298,091.61
<b>Total</b>	<b>Total</b>			<b>\$2,000,000.00</b>	<b>\$1,121,203.20</b>	<b>\$1,464,847.30</b>

**Proposed Accomplishments**  
 People (General) : 3,805  
 Total Population in Service Area: 4,640  
 Census Tract Percent Low / Mod: 82.00

**Annual Accomplishments**

Years	Accomplishment Narrative	# Benefitting
2022	Construction work started August 2023. Approximately 5% of the project was constructed by the end of the PY. Staff anticipates completing this activity on or before September 1, 2024.	



U.S. Department of Housing and Urban Development  
 Office of Community Planning and Development  
 Integrated Disbursement and Information System  
 CDBG Activity Summary Report (GPR) for Program Year 2023  
 FORT WORTH

Date: 20-Dec-2024  
 Time: 16:29  
 Page: 89

**PGM Year:** 2021  
**Project:** 0003 - 21-22 Homeowner Housing Rehabilitation  
**IDIS Activity:** 7755 - 21-22 NSD Priority Repair {103708-991910}  
**Status:** Completed 3/15/2024 5:00:35 PM  
**Location:** 5821 Houghton Ave Fort Worth, TX 76107-6607  
**Objective:** Create suitable living environments  
**Outcome:** Sustainability  
**Matrix Code:** Rehab; Single-Unit Residential (14A)      **National Objective:** LMH

**Activity to prevent, prepare for, and respond to Coronavirus:** No

**Initial Funding Date:** 03/22/2023

**Description:**

Priority Repair Program makes urgently needed minor repairs on behalf of low income homeowners, primarily for mechanical systems and roofs.  
 (reallocated from IDIS Activity #7639)

**Financing**

	Fund Type	Grant Year	Grant	Funded Amount	Drawn In Program Year	Drawn Thru Program Year
CDBG	EN	2021	B21MC480010	\$877,733.95	\$368,107.27	\$877,733.95
<b>Total</b>	<b>Total</b>			<b>\$877,733.95</b>	<b>\$368,107.27</b>	<b>\$877,733.95</b>

**Proposed Accomplishments**

Housing Units : 20

**Actual Accomplishments**

Number assisted:

	Owner		Renter		Total		Person	
	Total	Hispanic	Total	Hispanic	Total	Hispanic	Total	Hispanic
White:	12	7	0	0	12	7	0	0
Black/African American:	37	0	0	0	37	0	0	0
Asian:	0	0	0	0	0	0	0	0
American Indian/Alaskan Native:	0	0	0	0	0	0	0	0
Native Hawaiian/Other Pacific Islander:	0	0	0	0	0	0	0	0
American Indian/Alaskan Native & White:	0	0	0	0	0	0	0	0
Asian White:	0	0	0	0	0	0	0	0
Black/African American & White:	0	0	0	0	0	0	0	0
American Indian/Alaskan Native & Black/African American:	0	0	0	0	0	0	0	0
Other multi-racial:	0	0	0	0	0	0	0	0
Asian/Pacific Islander:	0	0	0	0	0	0	0	0
Hispanic:	0	0	0	0	0	0	0	0



U.S. Department of Housing and Urban Development  
 Office of Community Planning and Development  
 Integrated Disbursement and Information System  
 CDBG Activity Summary Report (GPR) for Program Year 2023  
 FORT WORTH

Date: 20-Dec-2024  
 Time: 16:29  
 Page: 90

<b>Total:</b>	<b>49</b>	<b>7</b>	<b>0</b>	<b>0</b>	<b>49</b>	<b>7</b>	<b>0</b>	<b>0</b>
Female-headed Households:	24		0		24			

*Income Category:*

	<b>Owner</b>	<b>Renter</b>	<b>Total</b>	<b>Person</b>
Extremely Low	31	0	31	0
Low Mod	12	0	12	0
Moderate	6	0	6	0
Non Low Moderate	0	0	0	0
Total	49	0	49	0
Percent Low/Mod	100.0%		100.0%	

**Annual Accomplishments**

<b>Years</b>	<b>Accomplishment Narrative</b>	<b># Benefitting</b>
2022	Priority Repair Program provided home repairs for 49 homes totaling \$310,897.19 as of March 31, 2023.	





U.S. Department of Housing and Urban Development  
 Office of Community Planning and Development  
 Integrated Disbursement and Information System  
 CDBG Activity Summary Report (GPR) for Program Year 2023  
 FORT WORTH

Date: 20-Dec-2024  
 Time: 16:29  
 Page: 91

**PGM Year:** 2019  
**Project:** 0005 - 19-20 Accessibility Improvements  
**IDIS Activity:** 7758 - Worth Heights Community Center--ADA Improvements {102361-9919Q2}

Status: Completed 2/20/2024 7:16:26 PM      Objective: Create suitable living environments  
 Location: 3551 New York Ave Fort Worth, TX 76110-5728      Outcome: Availability/accessibility  
 Matrix Code: Neighborhood Facilities (03E)      National Objective: LMA

**Activity to prevent, prepare for, and respond to Coronavirus:** No

**Initial Funding Date:** 04/17/2023

**Description:**  
 Initial repairs at Worth Heights (Activity #7163) included the rehabilitation and reconfiguration of an area previously used as a dental clinic into office space to be used by Community Action Partners (CAP) staff.  
 Staff identified additional improvements necessary to accommodate CAP staff, whose daily responsibilities include conducting online intakes and community outreach.

**Financing**

	Fund Type	Grant Year	Grant	Funded Amount	Drawn In Program Year	Drawn Thru Program Year
CDBG	EN	2019	B19MC480010	\$103,214.48	\$5,734.48	\$103,214.48
<b>Total</b>	<b>Total</b>			<b>\$103,214.48</b>	<b>\$5,734.48</b>	<b>\$103,214.48</b>

**Proposed Accomplishments**  
 Public Facilities : 3,805  
 Total Population in Service Area: 4,640  
 Census Tract Percent Low / Mod: 82.00

**Annual Accomplishments**

Years	Accomplishment Narrative	# Benefiting
2022	This project was the rehabilitation of a community center. Initial repairs at Worth Heights included the rehabilitation and reconfiguration of an area previously used as a dental clinic into office space to be used by Community Action Partners (CAP) staff. These improvements were completed in 2021. Staff identified additional improvements necessary to accommodate CAP staff, whose daily responsibilities include conducting online intakes and community outreach.	
	The project was completed in Summer of 2023. There is a final invoice of around \$5.5k to process, then the project will be closed out.	



U.S. Department of Housing and Urban Development  
Office of Community Planning and Development  
Integrated Disbursement and Information System  
CDBG Activity Summary Report (GPR) for Program Year 2023  
FORT WORTH

Date: 20-Dec-2024  
Time: 16:29  
Page: 92

<b>Years</b>	<b>Accomplishment Narrative</b>	<b># Benefitting</b>
2023	<p>The Worth Heights Community Center - ADA Improvements project was awarded \$250,000 in CDBG funds on March 21, 2023, to rehabilitate the Worth Heights Community Center (Worth Heights) to accommodate Community Action Partners (CAP) staff. Previously, for Program Year (PY) 2019-2020, Worth Heights was allocated \$524,000 in CDBG funds for activities, including upgrades to bathrooms, entry ways, parking lots, and other improvements that benefit City residents, especially seniors and persons with disabilities.</p> <p>The scope of initial repairs at Worth Heights included the rehabilitation and reconfiguration of an area previously used as a dental clinic into office space to be used by CAP staff. Staff identified additional improvements necessary to accommodate CAP staff, whose daily responsibilities include conducting online intakes and community outreach. The work to rehabilitate Worth Heights Community Center has been completed.</p> <p>Total amount expended from this activity is \$103,214.48, resulting in a balance of \$146,785.52, which will be reallocated to unprogrammed funds.</p>	



U.S. Department of Housing and Urban Development  
 Office of Community Planning and Development  
 Integrated Disbursement and Information System  
 CDBG Activity Summary Report (GPR) for Program Year 2023  
 FORT WORTH

Date: 20-Dec-2024  
 Time: 16:29  
 Page: 93

**PGM Year:** 2022  
**Project:** 0007 - 22-23 Affordable Housing  
**IDIS Activity:** 7767 - Casa de los Suenos/Fort Worth Housing Solutions

**Status:** Completed 3/27/2024 9:46:10 PM  
**Location:** 8401 West Fwy Fort Worth, TX 76116-3104

**Objective:** Provide decent affordable housing  
**Outcome:** Affordability  
**Matrix Code:** Acquisition of Real Property (01)      **National Objective:** LMA

**Activity to prevent, prepare for, and respond to Coronavirus:** No

**Initial Funding Date:** 07/17/2023

**Description:**

A total of \$1,500,000.00 in CDBG funds have been allocated for the purchase and conversion of the Express Inn at 8401 West Freeway to 55 units of permanent supportive housing - Casa de los Suenos.

The property currently has 83 units, which will be converted into 55 units to accommodate families.

This configuration would include 12 1-bedroom units, 23 2-bedroom units, and 20 3-bedroom units, ranging from 416 square feet to 818 square feet, an average of 644 square feet per unit.

The project will also include a resident lounge, community space, business center, computer lab, and case management offices.

Other planned amenities include a dog park, playground, multi-function sport court, activated green courtyard, resident garden, and laundry center.

Grant funds will be used specifically for acquisition costs associated with the purchase of the building.

**Financing**

	Fund Type	Grant Year	Grant	Funded Amount	Drawn In Program Year	Drawn Thru Program Year
CDBG	EN	2018	B18MC480010	\$191,721.54	\$0.00	\$191,721.54
		2019	B19MC480010	\$29,819.84	\$0.00	\$29,819.84
		2020	B20MC480010	\$123,118.31	\$0.00	\$123,118.31
		2022	B22MC480010	\$745,133.00	\$50,000.00	\$745,133.00
	LA	2013	B13MC480010	\$180,048.62	\$0.00	\$180,048.62
	PI			\$230,158.69	\$0.00	\$230,158.69
<b>Total</b>	<b>Total</b>			<b>\$1,500,000.00</b>	<b>\$50,000.00</b>	<b>\$1,500,000.00</b>

**Proposed Accomplishments**

People (General) : 55

Total Population in Service Area: 5,220

Census Tract Percent Low / Mod: 73.66

**Annual Accomplishments**



U.S. Department of Housing and Urban Development  
Office of Community Planning and Development  
Integrated Disbursement and Information System  
CDBG Activity Summary Report (GPR) for Program Year 2023  
FORT WORTH

Date: 20-Dec-2024  
Time: 16:29  
Page: 94

<b>Years</b>	<b>Accomplishment Narrative</b>	<b># Benefitting</b>
2022	<p>A total of \$1,500,000.00 in CDBG funds was allocated for the purchase of the Express Inn at 8401 West Freeway to develop 55 units of affordable housing - Casa de los Suenos. The property currently has 83 units, which will be converted into 55 units to accommodate families. This configuration would include 12 1-bedroom units, 23 2-bedroom units, and 20 3-bedroom units, ranging from 416 square feet to 818 square feet, an average of 644 square feet per unit. The project will also include a resident lounge, community space, business center, computer lab, and case management offices. Other planned amenities include a dog park, playground, multi-function sport court, activated green courtyard, resident garden, and laundry center. Grant funds will be used specifically for acquisition costs associated with the purchase of the building.</p>	
2023	<p>A total of \$1,500,000.00 in CDBG funds were allocated for the purchase of the Express Inn at 8401 West Freeway for its conversion to permanent housing for households exiting homelessness - Casa de los Suenos. The property purchase took place on June 27, 2023 totaling \$4,551,914.18; CDBG funds reimbursed a portion of the total purchase price. Casa de los Suenos is scheduled to be complete in October 2024. It will provide 55 units of deeply affordable housing to accommodate families including 12 1-bedroom units, 23 2-bedroom units, and 20 3-bedroom units. The units will range from 416 square feet to 818 square feet averaging 644 square feet per unit. The development will also include a resident lounge, community space, business center, computer lab, and case management offices. Other planned amenities include a dog park, playground, multi-function sport court, activated green courtyard, resident garden, and laundry center.</p> <p>Casa de los Suenos is located at 8401 West Fwy in Fort Worth, Texas 76116, Council District 3.</p> <p>Total CDBG funds budgeted for the project were \$1,500,000.00 and a total of \$1,500,000.00 in CDBG funds were spent on the project.</p>	



U.S. Department of Housing and Urban Development  
 Office of Community Planning and Development  
 Integrated Disbursement and Information System  
 CDBG Activity Summary Report (GPR) for Program Year 2023  
 FORT WORTH

Date: 20-Dec-2024  
 Time: 16:29  
 Page: 95

**PGM Year:** 2019  
**Project:** 0006 - 19-20 Poverty Reduction Programs  
**IDIS Activity:** 7779 - 19-20 Tarrant Area Food Bank Grocery Delivery Program {103166-9919D9}  
**Status:** Open  
**Location:** 2525 Cullen St Fort Worth, TX 76107-8403  
**Objective:** Create economic opportunities  
**Outcome:** Affordability  
**Matrix Code:** Other Public Services Not Listed in 05A-05Y, 03T (05Z) **National Objective:** LMC

**Activity to prevent, prepare for, and respond to Coronavirus:** Yes

**Initial Funding Date:** 08/23/2023

**Description:**  
 The Grocery Delivery Program is a new initiative started by Tarrant Area Food Bank (TAFB) to fight food deserts. It entails a partnership with Kroger targeting residents living in food deserts, allowing eligible Supplemental Nutrition Assistance Program (SNAP) participants to purchase food online and have it delivered to their home by TAFB staff.  
 This program will allow citizens located within food deserts to receive fresh produce and meats delivered to their doors for free. The funding will pay for 3 FTEs that will have daily routine routes to provide services to those in need.

**Financing**

	Fund Type	Grant Year	Grant	Funded Amount	Drawn In Program Year	Drawn Thru Program Year
CDBG	EN	2020	B20MW480010	\$60,000.00	\$22,044.46	\$22,044.46
<b>Total</b>	<b>Total</b>			<b>\$60,000.00</b>	<b>\$22,044.46</b>	<b>\$22,044.46</b>

**Proposed Accomplishments**  
 People (General) : 2,160

**Actual Accomplishments**

Number assisted:	Owner		Renter		Total		Person	
	Total	Hispanic	Total	Hispanic	Total	Hispanic	Total	Hispanic
White:	0	0	0	0	0	0	18	11
Black/African American:	0	0	0	0	0	0	27	0
Asian:	0	0	0	0	0	0	1	0
American Indian/Alaskan Native:	0	0	0	0	0	0	0	0
Native Hawaiian/Other Pacific Islander:	0	0	0	0	0	0	0	0
American Indian/Alaskan Native & White:	0	0	0	0	0	0	0	0
Asian White:	0	0	0	0	0	0	0	0
Black/African American & White:	0	0	0	0	0	0	0	0
American Indian/Alaskan Native & Black/African American:	0	0	0	0	0	0	0	0
Other multi-racial:	0	0	0	0	0	0	5	0



U.S. Department of Housing and Urban Development  
 Office of Community Planning and Development  
 Integrated Disbursement and Information System  
 CDBG Activity Summary Report (GPR) for Program Year 2023  
 FORT WORTH

Date: 20-Dec-2024  
 Time: 16:29  
 Page: 96

Asian/Pacific Islander:	0	0	0	0	0	0	0	0
Hispanic:	0	0	0	0	0	0	0	0
<b>Total:</b>	<b>0</b>	<b>0</b>	<b>0</b>	<b>0</b>	<b>0</b>	<b>0</b>	<b>51</b>	<b>11</b>

Female-headed Households: 0 0 0 0

*Income Category:*

	<b>Owner</b>	<b>Renter</b>	<b>Total</b>	<b>Person</b>
Extremely Low	0	0	0	50
Low Mod	0	0	0	0
Moderate	0	0	0	0
Non Low Moderate	0	0	0	1
Total	0	0	0	51
Percent Low/Mod				98.0%

**Annual Accomplishments**

<b>Years</b>	<b>Accomplishment Narrative</b>	<b># Benefiting</b>
2023	Tarrant Area Food Bank (TAFB) will provide mobile food delivery to low-to-moderate individuals and families within the service area to increase access to food. The goal of the program is to reduce participants from having become exposed to COVID-19 by enrolling eligible participants in the Kroger Boost delivery program. This partnership allows for staff to assist with enrollment as well as offer other supports such as obtaining food. From October 1- June 30, 2024 of the program year, the agency served 51 unduplicated clients.	



U.S. Department of Housing and Urban Development  
 Office of Community Planning and Development  
 Integrated Disbursement and Information System  
 CDBG Activity Summary Report (GPR) for Program Year 2023  
 FORT WORTH

Date: 20-Dec-2024  
 Time: 16:29  
 Page: 97

**PGM Year:** 2023  
**Project:** 0001 - 23-24 NSD Program Administration  
**IDIS Activity:** 7784 - 23-24 FMS Finance Part of 20% PA {105148-991901}  
**Status:** Canceled 9/4/2024 2:24:35 PM  
**Location:** ,  
**Objective:**  
**Outcome:**  
**Matrix Code:** General Program Administration (21A)      **National Objective:**

**Activity to prevent, prepare for, and respond to Coronavirus:** No

**Initial Funding Date:** 10/03/2023

**Description:**  
 Grant funds will be used to pay for salaries and fringe benefits, insurance, supplies and associated costs to administer and oversee grant programs. This includes staff costs in Finance, Planning & Development, and Neighborhood Services departments, as well as applicable office supplies, copying, computer equipment and services, communications, and directly related transportation costs. Program Administrative Costs (20%) allocated as follows: Financial Management Services (FMS) - \$51,200.00 Compliance - \$230,830.00 Community Development - \$220,335.00 Planning & Reporting - \$319,332.00 Administration and Loan Services- \$313,000.00 Neighborhood Improvement & Revitalization - \$264,260.00 TOTAL: \$1,398,957.00

**Financing**  
 No data returned for this view. This might be because the applied filter excludes all data.

**Proposed Accomplishments**

**Actual Accomplishments**

Number assisted:	Owner		Renter		Total		Person	
	Total	Hispanic	Total	Hispanic	Total	Hispanic	Total	Hispanic
White:					0	0		
Black/African American:					0	0		
Asian:					0	0		
American Indian/Alaskan Native:					0	0		
Native Hawaiian/Other Pacific Islander:					0	0		
American Indian/Alaskan Native & White:					0	0		
Asian White:					0	0		
Black/African American & White:					0	0		



U.S. Department of Housing and Urban Development  
 Office of Community Planning and Development  
 Integrated Disbursement and Information System  
 CDBG Activity Summary Report (GPR) for Program Year 2023  
 FORT WORTH

Date: 20-Dec-2024  
 Time: 16:29  
 Page: 98

American Indian/Alaskan Native & Black/African American:	0	0							
Other multi-racial:	0	0							
Asian/Pacific Islander:	0	0							
Hispanic:	0	0							
<b>Total:</b>	<b>0</b>	<b>0</b>	<b>0</b>	<b>0</b>	<b>0</b>	<b>0</b>	<b>0</b>	<b>0</b>	<b>0</b>
Female-headed Households:					0				

*Income Category:*

	Owner	Renter	Total	Person
Extremely Low			0	
Low Mod			0	
Moderate			0	
Non Low Moderate			0	
Total	0	0	0	0
Percent Low/Mod				

**Annual Accomplishments**

No data returned for this view. This might be because the applied filter excludes all data.





U.S. Department of Housing and Urban Development  
 Office of Community Planning and Development  
 Integrated Disbursement and Information System  
 CDBG Activity Summary Report (GPR) for Program Year 2023  
 FORT WORTH

Date: 20-Dec-2024  
 Time: 16:29  
 Page: 99

**PGM Year:** 2023  
**Project:** 0001 - 23-24 NSD Program Administration  
**IDIS Activity:** 7785 - 23-24 NSD Compliance Part of 20% PA {105148-991902}

Status: Open Objective:  
 Location: , Outcome:  
 Matrix Code: General Program Administration (21A) National Objective:

**Activity to prevent, prepare for, and respond to Coronavirus:** No

**Initial Funding Date:** 10/04/2023

**Description:**

Grant funds will be used to pay for salaries and fringe benefits, insurance, supplies and associated costs to administer and oversee grant programs. This includes staff costs in Finance, Planning & Development, and Neighborhood Services departments, as well as applicable office supplies, copying, computer equipment and services, communications, and directly related transportation costs. Program Administrative Costs (20%) allocated as follows: Financial Management Services (FMS) - \$51,200.00 Compliance - \$230,830.00 Community Development - \$220,335.00 Planning & Reporting - \$319,332.00 Administration and Loan Services- \$313,000.00 Neighborhood Improvement & Revitalization - \$264,260.00 TOTAL: \$1,398,957.00

**Financing**

	Fund Type	Grant Year	Grant	Funded Amount	Drawn In Program Year	Drawn Thru Program Year
CDBG	AD	2023	B23MC480010	\$331,498.42	\$308,848.21	\$308,848.21
<b>Total</b>	<b>Total</b>			<b>\$331,498.42</b>	<b>\$308,848.21</b>	<b>\$308,848.21</b>

**Proposed Accomplishments**

**Actual Accomplishments**

Number assisted:

	Owner		Renter		Total		Person	
	Total	Hispanic	Total	Hispanic	Total	Hispanic	Total	Hispanic
White:					0	0		
Black/African American:					0	0		
Asian:					0	0		
American Indian/Alaskan Native:					0	0		
Native Hawaiian/Other Pacific Islander:					0	0		
American Indian/Alaskan Native & White:					0	0		
Asian White:					0	0		
Black/African American & White:					0	0		
American Indian/Alaskan Native & Black/African American:					0	0		
Other multi-racial:					0	0		
Asian/Pacific Islander:					0	0		
Hispanic:					0	0		



<b>Total:</b>	<b>0</b>	<b>0</b>	<b>0</b>	<b>0</b>	<b>0</b>	<b>0</b>	<b>0</b>	<b>0</b>
Female-headed Households:						0		

<i>Income Category:</i>	<b>Owner</b>	<b>Renter</b>	<b>Total</b>	<b>Person</b>
Extremely Low			0	
Low Mod			0	
Moderate			0	
Non Low Moderate			0	
Total	0	0	0	0
Percent Low/Mod				

**Annual Accomplishments**

No data returned for this view. This might be because the applied filter excludes all data.



U.S. Department of Housing and Urban Development  
 Office of Community Planning and Development  
 Integrated Disbursement and Information System  
 CDBG Activity Summary Report (GPR) for Program Year 2023  
 FORT WORTH

Date: 20-Dec-2024  
 Time: 16:29  
 Page: 101

**PGM Year:** 2023  
**Project:** 0001 - 23-24 NSD Program Administration  
**IDIS Activity:** 7786 - 23-24 NSD Community Development Part of 20% PA {105148-991903}  
**Status:** Open **Objective:**  
**Location:** , **Outcome:**  
**Matrix Code:** General Program Administration (21A) **National Objective:**

**Activity to prevent, prepare for, and respond to Coronavirus:** No

**Initial Funding Date:** 10/04/2023

**Description:**

Grant funds will be used to pay for salaries and fringe benefits, insurance, supplies and associated costs to administer and oversee grant programs. This includes staff costs in Finance, Planning & Development, and Neighborhood Services departments, as well as applicable office supplies, copying, computer equipment and services, communications, and directly related transportation costs. Program Administrative Costs (20%) allocated as follows: Financial Management Services (FMS) - \$51,200.00 Compliance - \$230,830.00 Community Development - \$220,335.00 Planning & Reporting - \$319,332.00 Administration and Loan Services- \$313,000.00 Neighborhood Improvement & Revitalization - \$264,260.00 TOTAL: \$1,398,957.00

**Financing**

	Fund Type	Grant Year	Grant	Funded Amount	Drawn In Program Year	Drawn Thru Program Year
CDBG	AD	2023	B23MC480010	\$234,584.59	\$217,084.38	\$217,084.38
<b>Total</b>	<b>Total</b>			<b>\$234,584.59</b>	<b>\$217,084.38</b>	<b>\$217,084.38</b>

**Proposed Accomplishments**

**Actual Accomplishments**

*Number assisted:*

	<b>Owner</b>		<b>Renter</b>		<b>Total</b>		<b>Person</b>	
	Total	Hispanic	Total	Hispanic	Total	Hispanic	Total	Hispanic
White:					0	0		
Black/African American:					0	0		
Asian:					0	0		
American Indian/Alaskan Native:					0	0		
Native Hawaiian/Other Pacific Islander:					0	0		
American Indian/Alaskan Native & White:					0	0		
Asian White:					0	0		
Black/African American & White:					0	0		
American Indian/Alaskan Native & Black/African American:					0	0		
Other multi-racial:					0	0		
Asian/Pacific Islander:					0	0		
Hispanic:					0	0		



U.S. Department of Housing and Urban Development  
 Office of Community Planning and Development  
 Integrated Disbursement and Information System  
 CDBG Activity Summary Report (GPR) for Program Year 2023  
 FORT WORTH

Date: 20-Dec-2024  
 Time: 16:29  
 Page: 102

**Total:** 0 0 0 0 0 0 0 0

Female-headed Households: 0

*Income Category:*

	<b>Owner</b>	<b>Renter</b>	<b>Total</b>	<b>Person</b>
Extremely Low			0	
Low Mod			0	
Moderate			0	
Non Low Moderate			0	
Total	0	0	0	0
Percent Low/Mod				

**Annual Accomplishments**

No data returned for this view. This might be because the applied filter excludes all data.



U.S. Department of Housing and Urban Development  
 Office of Community Planning and Development  
 Integrated Disbursement and Information System  
 CDBG Activity Summary Report (GPR) for Program Year 2023  
 FORT WORTH

Date: 20-Dec-2024  
 Time: 16:29  
 Page: 103

**PGM Year:** 2023  
**Project:** 0001 - 23-24 NSD Program Administration  
**IDIS Activity:** 7787 - 23-24 NSD Planning & Reporting Part of 20% PA {105148-991904}

Status: Open Objective:  
 Location: , Outcome:  
 Matrix Code: General Program Administration (21A) National Objective:

**Activity to prevent, prepare for, and respond to Coronavirus:** No

**Initial Funding Date:** 10/04/2023

**Description:**

Grant funds will be used to pay for salaries and fringe benefits, insurance, supplies and associated costs to administer and oversee grant programs. This includes staff costs in Finance, Planning & Development, and Neighborhood Services departments, as well as applicable office supplies, copying, computer equipment and services, communications, and directly related transportation costs. Program Administrative Costs (20%) allocated as follows: Financial Management Services (FMS) - \$51,200.00 Compliance - \$230,830.00 Community Development - \$220,335.00 Planning & Reporting - \$319,332.00 Administration and Loan Services- \$313,000.00 Neighborhood Improvement & Revitalization - \$264,260.00 TOTAL: \$1,398,957.00

**Financing**

	Fund Type	Grant Year	Grant	Funded Amount	Drawn In Program Year	Drawn Thru Program Year
CDBG	AD	2023	B23MC480010	\$458,950.00	\$455,443.62	\$455,443.62
<b>Total</b>	<b>Total</b>			<b>\$458,950.00</b>	<b>\$455,443.62</b>	<b>\$455,443.62</b>

**Proposed Accomplishments**

**Actual Accomplishments**

<i>Number assisted:</i>	<b>Owner</b>		<b>Renter</b>		<b>Total</b>		<b>Person</b>	
	Total	Hispanic	Total	Hispanic	Total	Hispanic	Total	Hispanic
White:					0	0		
Black/African American:					0	0		
Asian:					0	0		
American Indian/Alaskan Native:					0	0		
Native Hawaiian/Other Pacific Islander:					0	0		
American Indian/Alaskan Native & White:					0	0		
Asian White:					0	0		
Black/African American & White:					0	0		
American Indian/Alaskan Native & Black/African American:					0	0		
Other multi-racial:					0	0		
Asian/Pacific Islander:					0	0		
Hispanic:					0	0		



U.S. Department of Housing and Urban Development  
 Office of Community Planning and Development  
 Integrated Disbursement and Information System  
 CDBG Activity Summary Report (GPR) for Program Year 2023  
 FORT WORTH

Date: 20-Dec-2024

Time: 16:29

Page: 104

**Total:** 0 0 0 0 0 0 0 0

Female-headed Households: 0

*Income Category:*

	Owner	Renter	Total	Person
Extremely Low			0	
Low Mod			0	
Moderate			0	
Non Low Moderate			0	
Total	0	0	0	0
Percent Low/Mod				

**Annual Accomplishments**

No data returned for this view. This might be because the applied filter excludes all data.



U.S. Department of Housing and Urban Development  
 Office of Community Planning and Development  
 Integrated Disbursement and Information System  
 CDBG Activity Summary Report (GPR) for Program Year 2023  
 FORT WORTH

Date: 20-Dec-2024  
 Time: 16:29  
 Page: 105

**PGM Year:** 2023  
**Project:** 0001 - 23-24 NSD Program Administration  
**IDIS Activity:** 7788 - 23-24 NSD Administration & Loan Services Part of 20% PA {105148-991905}  
**Status:** Open **Objective:**  
**Location:** , **Outcome:**  
**Matrix Code:** General Program Administration (21A) **National Objective:**

**Activity to prevent, prepare for, and respond to Coronavirus:** No

**Initial Funding Date:** 10/04/2023

**Description:**

Grant funds will be used to pay for salaries and fringe benefits, insurance, supplies and associated costs to administer and oversee grant programs. This includes staff costs in Finance, Planning & Development, and Neighborhood Services departments, as well as applicable office supplies, copying, computer equipment and services, communications, and directly related transportation costs. Program Administrative Costs (20%) allocated as follows: Financial Management Services (FMS) - \$51,200.00 Compliance - \$230,830.00 Community Development - \$220,335.00 Planning & Reporting - \$319,332.00 Administration and Loan Services- \$313,000.00 Neighborhood Improvement & Revitalization - \$264,260.00 TOTAL: \$1,398,957.00

**Financing**

	Fund Type	Grant Year	Grant	Funded Amount	Drawn In Program Year	Drawn Thru Program Year
CDBG	AD	2023	B23MC480010	\$148,923.99	\$131,128.46	\$131,128.46
<b>Total</b>	<b>Total</b>			<b>\$148,923.99</b>	<b>\$131,128.46</b>	<b>\$131,128.46</b>

**Proposed Accomplishments**

**Actual Accomplishments**

*Number assisted:*

	<b>Owner</b>		<b>Renter</b>		<b>Total</b>		<b>Person</b>	
	Total	Hispanic	Total	Hispanic	Total	Hispanic	Total	Hispanic
White:					0	0		
Black/African American:					0	0		
Asian:					0	0		
American Indian/Alaskan Native:					0	0		
Native Hawaiian/Other Pacific Islander:					0	0		
American Indian/Alaskan Native & White:					0	0		
Asian White:					0	0		
Black/African American & White:					0	0		
American Indian/Alaskan Native & Black/African American:					0	0		
Other multi-racial:					0	0		
Asian/Pacific Islander:					0	0		
Hispanic:					0	0		



U.S. Department of Housing and Urban Development  
 Office of Community Planning and Development  
 Integrated Disbursement and Information System  
 CDBG Activity Summary Report (GPR) for Program Year 2023  
 FORT WORTH

Date: 20-Dec-2024  
 Time: 16:29  
 Page: 106

**Total:** 0 0 0 0 0 0 0 0

Female-headed Households: 0

*Income Category:*

	Owner	Renter	Total	Person
Extremely Low			0	
Low Mod			0	
Moderate			0	
Non Low Moderate			0	
Total	0	0	0	0
Percent Low/Mod				

**Annual Accomplishments**

No data returned for this view. This might be because the applied filter excludes all data.





U.S. Department of Housing and Urban Development  
 Office of Community Planning and Development  
 Integrated Disbursement and Information System  
 CDBG Activity Summary Report (GPR) for Program Year 2023  
 FORT WORTH

Date: 20-Dec-2024  
 Time: 16:29  
 Page: 107

**PGM Year:** 2023  
**Project:** 0001 - 23-24 NSD Program Administration  
**IDIS Activity:** 7789 - 23-24 NSD Neighborhood Improvement & Revitalization Part of 20% PA {105148-991907}  
**Status:** Open **Objective:**  
**Location:** , **Outcome:**  
**Matrix Code:** General Program Administration (21A) **National Objective:**

**Activity to prevent, prepare for, and respond to Coronavirus:** No

**Initial Funding Date:** 10/04/2023

**Description:**

Grant funds will be used to pay for salaries and fringe benefits, insurance, supplies and associated costs to administer and oversee grant programs. This includes staff costs in Finance, Planning & Development, and Neighborhood Services departments, as well as applicable office supplies, copying, computer equipment and services, communications, and directly related transportation costs. Program Administrative Costs (20%) allocated as follows: Financial Management Services (FMS) - \$51,200.00 Compliance - \$230,830.00 Community Development - \$220,335.00 Planning & Reporting - \$319,332.00 Administration and Loan Services- \$313,000.00 Neighborhood Improvement & Revitalization - \$264,260.00 TOTAL: \$1,398,957.00

**Financing**

	Fund Type	Grant Year	Grant	Funded Amount	Drawn In Program Year	Drawn Thru Program Year
CDBG	AD	2023	B23MC480010	\$225,000.00	\$222,981.50	\$222,981.50
<b>Total</b>	<b>Total</b>			<b>\$225,000.00</b>	<b>\$222,981.50</b>	<b>\$222,981.50</b>

**Proposed Accomplishments**

**Actual Accomplishments**

*Number assisted:*

	<b>Owner</b>		<b>Renter</b>		<b>Total</b>		<b>Person</b>	
	Total	Hispanic	Total	Hispanic	Total	Hispanic	Total	Hispanic
White:					0	0		
Black/African American:					0	0		
Asian:					0	0		
American Indian/Alaskan Native:					0	0		
Native Hawaiian/Other Pacific Islander:					0	0		
American Indian/Alaskan Native & White:					0	0		
Asian White:					0	0		
Black/African American & White:					0	0		
American Indian/Alaskan Native & Black/African American:					0	0		
Other multi-racial:					0	0		
Asian/Pacific Islander:					0	0		
Hispanic:					0	0		



U.S. Department of Housing and Urban Development  
 Office of Community Planning and Development  
 Integrated Disbursement and Information System  
 CDBG Activity Summary Report (GPR) for Program Year 2023  
 FORT WORTH

Date: 20-Dec-2024

Time: 16:29

Page: 108

**Total:** 0 0 0 0 0 0 0 0

Female-headed Households: 0

*Income Category:*

	Owner	Renter	Total	Person
Extremely Low			0	
Low Mod			0	
Moderate			0	
Non Low Moderate			0	
Total	0	0	0	0
Percent Low/Mod				

**Annual Accomplishments**

No data returned for this view. This might be because the applied filter excludes all data.



U.S. Department of Housing and Urban Development  
Office of Community Planning and Development  
Integrated Disbursement and Information System  
CDBG Activity Summary Report (GPR) for Program Year 2023  
FORT WORTH

Date: 20-Dec-2024  
Time: 16:29  
Page: 109

**PGM Year:** 2023  
**Project:** 0002 - 23-24 CFW CDBG Program Delivery  
**IDIS Activity:** 7790 - 23-24 Project Delivery for Home Ownership & Housing {105148-991906}

**Status:** Open  
**Location:** 908 Monroe St Fort Worth, TX 76102-6306  
**Objective:** Create suitable living environments  
**Outcome:** Sustainability  
**Matrix Code:** Housing Services - Excluding Housing Counseling, under 24 CFR 5.100 (14J)  
**National Objective:** LMH

**Activity to prevent, prepare for, and respond to Coronavirus:** No

**Initial Funding Date:** 10/04/2023

**Description:**

Administration & Loan Services staff are responsible for loan origination and loan processing functions for homebuyer assistance programs funded through the City's HOME program, known as the HAP program.  
The city anticipates funding of 10 HAP loans.  
This includes 10 or more inspections of homebuyer units to ensure that they meet required property standards, as well as associated environmental reviews.  
[\$180,000.00]

**Financing**

	Fund Type	Grant Year	Grant	Funded Amount	Drawn In Program Year	Drawn Thru Program Year
CDBG	EN	2023	B23MC480010	\$180,000.00	\$123,557.89	\$123,557.89
<b>Total</b>	<b>Total</b>			<b>\$180,000.00</b>	<b>\$123,557.89</b>	<b>\$123,557.89</b>

**Proposed Accomplishments**

**Actual Accomplishments**

*Number assisted:*

	Owner		Renter		Total		Person	
	Total	Hispanic	Total	Hispanic	Total	Hispanic	Total	Hispanic
White:	0	0	0	0	0	0		0
Black/African American:	0	0	0	0	0	0	0	0
Asian:	0	0	0	0	0	0	0	0
American Indian/Alaskan Native:	0	0	0	0	0	0	0	0
Native Hawaiian/Other Pacific Islander:	0	0	0	0	0	0	0	0
American Indian/Alaskan Native & White:	0	0	0	0	0	0	0	0
Asian White:	0	0	0	0	0	0	0	0
Black/African American & White:	0	0	0	0	0	0	0	0
American Indian/Alaskan Native & Black/African American:	0	0	0	0	0	0	0	0
Other multi-racial:	0	0	0	0	0	0	0	0
Asian/Pacific Islander:	0	0	0	0	0	0	0	0



U.S. Department of Housing and Urban Development  
 Office of Community Planning and Development  
 Integrated Disbursement and Information System  
 CDBG Activity Summary Report (GPR) for Program Year 2023  
 FORT WORTH

Date: 20-Dec-2024  
 Time: 16:29  
 Page: 110

Hispanic:	0	0	0	0	0	0	0	0	0
<b>Total:</b>	<b>0</b>	<b>0</b>	<b>0</b>	<b>0</b>	<b>0</b>	<b>0</b>	<b>0</b>	<b>0</b>	<b>0</b>

Female-headed Households: 0 0 0 0

*Income Category:*

	Owner	Renter	Total	Person
Extremely Low	0	0	0	0
Low Mod	0	0	0	0
Moderate	0	0	0	0
Non Low Moderate	0	0	0	0
Total	0	0	0	0

Percent Low/Mod

**Annual Accomplishments**

No data returned for this view. This might be because the applied filter excludes all data.



U.S. Department of Housing and Urban Development  
 Office of Community Planning and Development  
 Integrated Disbursement and Information System  
 CDBG Activity Summary Report (GPR) for Program Year 2023  
 FORT WORTH

Date: 20-Dec-2024  
 Time: 16:29  
 Page: 111

**PGM Year:** 2023  
**Project:** 0002 - 23-24 CFW CDBG Program Delivery  
**IDIS Activity:** 7791 - 23-24 Project Delivery for Rehab/Construction Management {105148-991909}

Status: Open Objective: Create suitable living environments  
 Location: 818 Missouri Ave Fort Worth, TX 76104-3618 Outcome: Sustainability  
 Matrix Code: Rehabilitation Administration (14H) National Objective: LMH

**Activity to prevent, prepare for, and respond to Coronavirus:** No

**Initial Funding Date:** 10/04/2023

**Description:**

Home Improvement & Construction Division costs include salaries and fringe benefits for staff to perform inspections with a minimum of two inspections per unit, as well as client intake and application processing, and outreach for low to moderate income neighborhoods.  
 Costs of staff salaries and benefits, training, required equipment and supplies, and vehicle operations and maintenance for site visits is also included.  
 [\$610,000.00]

**Financing**

	Fund Type	Grant Year	Grant	Funded Amount	Drawn In Program Year	Drawn Thru Program Year
CDBG	EN	2023	B23MC480010	\$710,000.00	\$667,951.44	\$667,951.44
<b>Total</b>	<b>Total</b>			<b>\$710,000.00</b>	<b>\$667,951.44</b>	<b>\$667,951.44</b>

**Proposed Accomplishments**

**Actual Accomplishments**

*Number assisted:*

	Owner		Renter		Total		Person	
	Total	Hispanic	Total	Hispanic	Total	Hispanic	Total	Hispanic
White:	0	0	0	0	0	0	0	0
Black/African American:	0	0	0	0	0	0	0	0
Asian:	0	0	0	0	0	0	0	0
American Indian/Alaskan Native:	0	0	0	0	0	0	0	0
Native Hawaiian/Other Pacific Islander:	0	0	0	0	0	0	0	0
American Indian/Alaskan Native & White:	0	0	0	0	0	0	0	0
Asian White:	0	0	0	0	0	0	0	0
Black/African American & White:	0	0	0	0	0	0	0	0
American Indian/Alaskan Native & Black/African American:	0	0	0	0	0	0	0	0
Other multi-racial:	0	0	0	0	0	0	0	0
Asian/Pacific Islander:	0	0	0	0	0	0	0	0
Hispanic:	0	0	0	0	0	0	0	0



U.S. Department of Housing and Urban Development  
 Office of Community Planning and Development  
 Integrated Disbursement and Information System  
 CDBG Activity Summary Report (GPR) for Program Year 2023  
 FORT WORTH

Date: 20-Dec-2024  
 Time: 16:29  
 Page: 112

**Total:** 0 0 0 0 0 0 0 0

Female-headed Households: 0 0 0 0

*Income Category:*

	Owner	Renter	Total	Person
Extremely Low	0	0	0	0
Low Mod	0	0	0	0
Moderate	0	0	0	0
Non Low Moderate	0	0	0	0
Total	0	0	0	0
Percent Low/Mod				

**Annual Accomplishments**

No data returned for this view. This might be because the applied filter excludes all data.



U.S. Department of Housing and Urban Development  
 Office of Community Planning and Development  
 Integrated Disbursement and Information System  
 CDBG Activity Summary Report (GPR) for Program Year 2023  
 FORT WORTH

Date: 20-Dec-2024  
 Time: 16:29  
 Page: 113

**PGM Year:** 2023  
**Project:** 0003 - 23-24 Housing Preservation and Rehabilitation  
**IDIS Activity:** 7792 - 23-24 Cowtown Brush Up - Project {105148-991908}

Status: Open Objective: Create suitable living environments  
 Location: 4117 Belmeade Dr Fort Worth, TX 76115-1502 Outcome: Sustainability  
 Matrix Code: Rehab; Single-Unit Residential (14A) National Objective: LMH

**Activity to prevent, prepare for, and respond to Coronavirus:** No

**Initial Funding Date:** 10/03/2023

**Description:**

CDBG funds will be used to contract with Trinity Habitat for Humanity as a subrecipient to operate the Cowtown Brush Up (CTBU) program. For CTBU, funds will pay for contractors to prepare houses for final painting, including but not limited to the removal of loose and flaky paint, repair or replacement of wood siding, corner trim boards, soffit, fascia, windowsills, installation of primer paint and general carpentry services. [\$455,000.00]

**Financing**

	Fund Type	Grant Year	Grant	Funded Amount	Drawn In Program Year	Drawn Thru Program Year
CDBG	EN	2023	B23MC480010	\$455,000.00	\$203,281.81	\$203,281.81
<b>Total</b>	<b>Total</b>			<b>\$455,000.00</b>	<b>\$203,281.81</b>	<b>\$203,281.81</b>

**Proposed Accomplishments**

Housing Units : 100

**Actual Accomplishments**

Number assisted:	Owner		Renter		Total		Person	
	Total	Hispanic	Total	Hispanic	Total	Hispanic	Total	Hispanic
White:	13	12	0	0	13	12	0	0
Black/African American:	44	0	0	0	44	0	0	0
Asian:	2	0	0	0	2	0	0	0
American Indian/Alaskan Native:	0	0	0	0	0	0	0	0
Native Hawaiian/Other Pacific Islander:	0	0	0	0	0	0	0	0
American Indian/Alaskan Native & White:	0	0	0	0	0	0	0	0
Asian White:	0	0	0	0	0	0	0	0
Black/African American & White:	5	0	0	0	5	0	0	0
American Indian/Alaskan Native & Black/African American:	0	0	0	0	0	0	0	0
Other multi-racial:	0	0	0	0	0	0	0	0
Asian/Pacific Islander:	0	0	0	0	0	0	0	0



U.S. Department of Housing and Urban Development  
 Office of Community Planning and Development  
 Integrated Disbursement and Information System  
 CDBG Activity Summary Report (GPR) for Program Year 2023  
 FORT WORTH

Date: 20-Dec-2024  
 Time: 16:29  
 Page: 114

Hispanic:	0	0	0	0	0	0	0	0	0
<b>Total:</b>	<b>64</b>	<b>12</b>	<b>0</b>	<b>0</b>	<b>64</b>	<b>12</b>	<b>0</b>	<b>0</b>	<b>0</b>
Female-headed Households:	52		0		52				

*Income Category:*

	Owner	Renter	Total	Person
Extremely Low	12	0	12	0
Low Mod	34	0	34	0
Moderate	18	0	18	0
Non Low Moderate	0	0	0	0
<b>Total</b>	<b>64</b>	<b>0</b>	<b>64</b>	<b>0</b>
Percent Low/Mod	100.0%		100.0%	

**Annual Accomplishments**

<b>Years</b>	<b>Accomplishment Narrative</b>	<b># Benefiting</b>
2023	Trinity Habitat for Humanity will operate the Cowtown Brush Up (CTBU) program as a subrecipient. Funds will pay for contractors to prepare houses for final painting, including but not limited to the removal of loose and flaky paint, repair or replacement of wood siding, corner trim boards, soffit, fascia, windowsills, installation of primer paint and general carpentry services. From October 1,2023-September 30, 2024, 64 unduplicated clients had their homes painted.	





U.S. Department of Housing and Urban Development  
 Office of Community Planning and Development  
 Integrated Disbursement and Information System  
 CDBG Activity Summary Report (GPR) for Program Year 2023  
 FORT WORTH

Date: 20-Dec-2024  
 Time: 16:29  
 Page: 115

**PGM Year:** 2023  
**Project:** 0003 - 23-24 Housing Preservation and Rehabilitation  
**IDIS Activity:** 7793 - 23-24 NSD Priority Repair {105148-991910}

Status: Open Objective: Create suitable living environments  
 Location: 5221 Greene Ave Fort Worth, TX 76133-2303 Outcome: Sustainability  
 Matrix Code: Rehab; Single-Unit Residential (14A) National Objective: LMH

**Activity to prevent, prepare for, and respond to Coronavirus:** No

**Initial Funding Date:** 10/04/2023

**Description:**

CDBG funds will pay contractors to perform Priority 1 & 2 repairs.  
 Priority 1 Repairs include the following: water lines and sewer line breaks, gas line breaks/leaks, water heaters (inoperable or unsafe units and unsafe or inoperable heating systems in winter).  
 Priority 2 Repairs include the following: roof repairs, electrical system failures, unsafe or inoperable central air conditioning systems, and sagging, or rotten bathroom subflooring.

**Financing**

	Fund Type	Grant Year	Grant	Funded Amount	Drawn In Program Year	Drawn Thru Program Year
CDBG	EN	2018	B18MC480010	\$4,199.72	\$4,199.72	\$4,199.72
		2023	B23MC480010	\$2,375,505.85	\$2,070,518.12	\$2,070,518.12
	PI			\$24,494.15	\$24,494.15	\$24,494.15
<b>Total</b>	<b>Total</b>			<b>\$2,404,199.72</b>	<b>\$2,099,211.99</b>	<b>\$2,099,211.99</b>

**Proposed Accomplishments**

Housing Units : 230

**Actual Accomplishments**

Number assisted:

	Owner		Renter		Total		Person	
	Total	Hispanic	Total	Hispanic	Total	Hispanic	Total	Hispanic
White:	68	56	0	0	68	56	0	0
Black/African American:	127	0	0	0	127	0	0	0
Asian:	0	0	0	0	0	0	0	0
American Indian/Alaskan Native:	2	0	0	0	2	0	0	0
Native Hawaiian/Other Pacific Islander:	0	0	0	0	0	0	0	0
American Indian/Alaskan Native & White:	0	0	0	0	0	0	0	0
Asian White:	0	0	0	0	0	0	0	0
Black/African American & White:	0	0	0	0	0	0	0	0
American Indian/Alaskan Native & Black/African American:	1	0	0	0	1	0	0	0



U.S. Department of Housing and Urban Development  
 Office of Community Planning and Development  
 Integrated Disbursement and Information System  
 CDBG Activity Summary Report (GPR) for Program Year 2023  
 FORT WORTH

Date: 20-Dec-2024  
 Time: 16:29  
 Page: 116

Other multi-racial:	0	0	0	0	0	0	0	0
Asian/Pacific Islander:	0	0	0	0	0	0	0	0
Hispanic:	0	0	0	0	0	0	0	0
<b>Total:</b>	<b>198</b>	<b>56</b>	<b>0</b>	<b>0</b>	<b>198</b>	<b>56</b>	<b>0</b>	<b>0</b>

Female-headed Households: 105 0 105

*Income Category:*

	<b>Owner</b>	<b>Renter</b>	<b>Total</b>	<b>Person</b>
Extremely Low	106	0	106	0
Low Mod	74	0	74	0
Moderate	18	0	18	0
Non Low Moderate	0	0	0	0
<b>Total</b>	<b>198</b>	<b>0</b>	<b>198</b>	<b>0</b>
Percent Low/Mod	100.0%		100.0%	

**Annual Accomplishments**

<b>Years</b>	<b>Accomplishment Narrative</b>	<b># Benefiting</b>
2023	CDBG funds will pay contractors to perform Priority 1 & 2 repairs. Priority 1 Repairs include: water lines and sewer line breaks, gas line breaks/leaks, water heaters (inoperable or unsafe units and unsafe or inoperable heating systems in winter). Priority 2 Repairs include the following: roof repairs, electrical system failures, unsafe or inoperable central air conditioning systems, and sagging, or rotten bathroom subflooring. From October 1,2023- September 30, 2024, a total of 198 households have benefited from the priority repair program.	



U.S. Department of Housing and Urban Development  
 Office of Community Planning and Development  
 Integrated Disbursement and Information System  
 CDBG Activity Summary Report (GPR) for Program Year 2023  
 FORT WORTH

Date: 20-Dec-2024  
 Time: 16:29  
 Page: 117

**PGM Year:** 2023  
**Project:** 0005 - 23-24 Accessibility Improvements  
**IDIS Activity:** 7795 - 23-24 REACH, Inc. Project Ramp {105148-991911}  
**Status:** Completed 11/18/2024 9:29:02 PM  
**Location:** 4024 Schwartz Ave Fort Worth, TX 76106-3929  
**Objective:** Create suitable living environments  
**Outcome:** Availability/accessibility  
**Matrix Code:** Rehab; Single-Unit Residential (14A) **National Objective:** LMH

**Activity to prevent, prepare for, and respond to Coronavirus:** No

**Initial Funding Date:** 10/04/2023

**Description:**  
 Project Ramp is an architectural barrier removal program. Project Ramp provides for the construction of ramps and the installation of handrails and/or grab bars at the homes of low-income residents with mobility impairments living in Tarrant County. Our goal will be to service 65 unduplicated City of Fort Worth residents with barrier removal services. Granted funds will be used for building materials, building permits and construction labor. Due to the higher cost of construction materials caused by the current pandemic our average cost per household consumer served has increased significantly as well as the need for Project Ramp services. Our current average per consumer household is \$2,500 for building materials, permits and labor. REACH will continue to provide 100% of all administration costs to administer the project.

**Financing**

	Fund Type	Grant Year	Grant	Funded Amount	Drawn In Program Year	Drawn Thru Program Year
CDBG	EN	2023	B23MC480010	\$147,623.00	\$147,623.00	\$147,623.00
<b>Total</b>	<b>Total</b>			<b>\$147,623.00</b>	<b>\$147,623.00</b>	<b>\$147,623.00</b>

**Proposed Accomplishments**

Housing Units : 65

**Actual Accomplishments**

*Number assisted:*

	Owner		Renter		Total		Person	
	Total	Hispanic	Total	Hispanic	Total	Hispanic	Total	Hispanic
White:	11	3	0	0	11	3	0	0
Black/African American:	24	0	0	0	24	0	0	0
Asian:	0	0	0	0	0	0	0	0
American Indian/Alaskan Native:	0	0	0	0	0	0	0	0
Native Hawaiian/Other Pacific Islander:	0	0	0	0	0	0	0	0
American Indian/Alaskan Native & White:	0	0	0	0	0	0	0	0
Asian White:	0	0	0	0	0	0	0	0
Black/African American & White:	0	0	0	0	0	0	0	0



U.S. Department of Housing and Urban Development  
 Office of Community Planning and Development  
 Integrated Disbursement and Information System  
 CDBG Activity Summary Report (GPR) for Program Year 2023  
 FORT WORTH

Date: 20-Dec-2024  
 Time: 16:29  
 Page: 118

American Indian/Alaskan Native & Black/African American:	0	0	0	0	0	0	0	0
Other multi-racial:	13	8	0	0	13	8	0	0
Asian/Pacific Islander:	0	0	0	0	0	0	0	0
Hispanic:	0	0	0	0	0	0	0	0
<b>Total:</b>	<b>48</b>	<b>11</b>	<b>0</b>	<b>0</b>	<b>48</b>	<b>11</b>	<b>0</b>	<b>0</b>
Female-headed Households:	2		0		2			

<i>Income Category:</i>				
	<b>Owner</b>	<b>Renter</b>	<b>Total</b>	<b>Person</b>
Extremely Low	18	0	18	0
Low Mod	17	0	17	0
Moderate	13	0	13	0
Non Low Moderate	0	0	0	0
Total	48	0	48	0
Percent Low/Mod	100.0%		100.0%	

**Annual Accomplishments**

<b>Years</b>	<b>Accomplishment Narrative</b>	<b># Benefitting</b>
2023	Project Ramp is an architectural barrier removal program. Project Ramp provides for the construction of ramps and the installation of handrails and/or grab bars at the homes of low-income residents with mobility impairments living in Tarrant County. Our goal will be to service 65 unduplicated City of Fort Worth residents with barrier removal services. Granted funds will be used for building materials, building permits and construction/labor. Due to the higher cost of construction materials caused by the current pandemic our average cost per household/consumer served has increased significantly as well as the need for Project Ramp services. Our current average per consumer/household is \$2,500 for building materials, permits and labor. REACH will continue to provide 100% of all administration costs to administer the project. For the program year beginning October 1,2023 and ending September 30, 2024 the agency served 48 unduplicated clients.	



U.S. Department of Housing and Urban Development  
 Office of Community Planning and Development  
 Integrated Disbursement and Information System  
 CDBG Activity Summary Report (GPR) for Program Year 2023  
 FORT WORTH

Date: 20-Dec-2024  
 Time: 16:29  
 Page: 119

**PGM Year:** 2023  
**Project:** 0006 - 23-24 Economic Empowerment and Financial Resilience  
**IDIS Activity:** 7796 - 23-24 The Ladder Alliance - Employment Training {105148-991922}  
**Status:** Completed 11/16/2024 12:00:00 AM  
**Location:** 1100 Hemphill St Ste 302 Suite 302 Fort Worth, TX 76104-4675  
**Objective:** Create economic opportunities  
**Outcome:** Availability/accessibility  
**Matrix Code:** Employment Training (05H) **National Objective:** LMC

**Activity to prevent, prepare for, and respond to Coronavirus:** No

**Initial Funding Date:** 10/04/2023

**Description:**

The Ladder Alliance: Provide students various levels of computer skills training, which will enable them to close the technology gap, secure employment and begin the road to a self-reliant, independent and successful life. The Ladder Alliance: Staff Salaries The Ladder Alliance programs are designed to reskill and upskill women to ready them for a new kind of workforce that will offer a sustainable living. We offer several successful programs: Basic Computer Skills Training (BCST) offered since the beginning; Professional Office Skills Training (POST); Microsoft Office Specialist Training (MOST); and Next Level. POST broadens professional skills. Students will participate in resume creation, mock interviews, and many other skill building tools needed to attain and keep a job

**Financing**

	Fund Type	Grant Year	Grant	Funded Amount	Drawn In Program Year	Drawn Thru Program Year
CDBG	EN	2023	B23MC480010	\$71,890.19	\$71,890.19	\$71,890.19
<b>Total</b>	<b>Total</b>			<b>\$71,890.19</b>	<b>\$71,890.19</b>	<b>\$71,890.19</b>

**Proposed Accomplishments**

People (General) : 180

**Actual Accomplishments**

Number assisted:

	Owner		Renter		Total		Person	
	Total	Hispanic	Total	Hispanic	Total	Hispanic	Total	Hispanic
White:	0	0	0	0	0	0	123	90
Black/African American:	0	0	0	0	0	0	41	4
Asian:	0	0	0	0	0	0	4	0
American Indian/Alaskan Native:	0	0	0	0	0	0	1	0
Native Hawaiian/Other Pacific Islander:	0	0	0	0	0	0	1	1
American Indian/Alaskan Native & White:	0	0	0	0	0	0	1	1
Asian White:	0	0	0	0	0	0	0	0
Black/African American & White:	0	0	0	0	0	0	1	0
American Indian/Alaskan Native & Black/African American:	0	0	0	0	0	0	1	1



U.S. Department of Housing and Urban Development  
 Office of Community Planning and Development  
 Integrated Disbursement and Information System  
 CDBG Activity Summary Report (GPR) for Program Year 2023  
 FORT WORTH

Date: 20-Dec-2024  
 Time: 16:29  
 Page: 120

Other multi-racial:	0	0	0	0	0	0	2	0
Asian/Pacific Islander:	0	0	0	0	0	0	0	0
Hispanic:	0	0	0	0	0	0	0	0
<b>Total:</b>	<b>0</b>	<b>0</b>	<b>0</b>	<b>0</b>	<b>0</b>	<b>0</b>	<b>175</b>	<b>97</b>

Female-headed Households: 0 0 0 0 0 0

*Income Category:*

	<b>Owner</b>	<b>Renter</b>	<b>Total</b>	<b>Person</b>
Extremely Low	0	0	0	119
Low Mod	0	0	0	32
Moderate	0	0	0	23
Non Low Moderate	0	0	0	1
Total	0	0	0	175
Percent Low/Mod				99.4%

**Annual Accomplishments**

<b>Years</b>	<b>Accomplishment Narrative</b>	<b># Benefiting</b>
--------------	---------------------------------	---------------------

2023	<p>The Program provided varying types of computer training, professional skills, career coaching, and resources navigation training in accordance with HUD requirements within structured class settings and online. Students earned certificates for course completion that passed with minimum scores of 70 and above and received Certipoint certification upon meeting all passing requirements. The Program services were offered from October 1, 2023 to September 30, 2024; the City of Fort Worth reimbursed the agency \$71,890.19 resulting in a balance of \$8,109.81.</p>	
------	---	--

CDBG funds were used to pay for a percentage of salaries for three (3) Program employees responsible for training and education of the participants, directly related coordination of the program, and staff support.

Location: Agency's office is located at 1100 Hemphill Street, Ste 302, Fort Worth, TX 76104 from 8:00 a.m. to 5:00 p.m., Monday through Friday.

The Program also offered services through the 2023-24 program year at seven different centers throughout Fort Worth and Hurst on various days and times, offering flexible schedules to include evening options to accommodate student's work/life balance, Monday through Saturday.

The Agency's client goal was to serve 180 unduplicated clients; however, the Agency was only able to serve 175 unduplicated clients during the contract year.



U.S. Department of Housing and Urban Development  
 Office of Community Planning and Development  
 Integrated Disbursement and Information System  
 CDBG Activity Summary Report (GPR) for Program Year 2023  
 FORT WORTH

Date: 20-Dec-2024  
 Time: 16:29  
 Page: 121

**PGM Year:** 2023  
**Project:** 0006 - 23-24 Economic Empowerment and Financial Resilience  
**IDIS Activity:** 7797 - 23-24 The Women's Center of Tarrant County, Inc. - Working Families Success {105148-991933}  
**Status:** Completed 11/16/2024 8:49:26 PM  
**Location:** 1723 Hemphill St Fort Worth, TX 76110-1516  
**Objective:** Create economic opportunities  
**Outcome:** Availability/accessibility  
**Matrix Code:** Employment Training (05H) **National Objective:** LMC

**Activity to prevent, prepare for, and respond to Coronavirus:** No

**Initial Funding Date:** 10/04/2023

**Description:**

The Women's Center of Tarrant County: Program will provide participants with Rapid Employment Services, Intensive Financial Coaching, and Resource Connection. Program participants will be hired for good jobs, rebuild emergency savings, gain access to health and paid leave benefits, establish long-term financial goals and live more stable, productive and secure lives. The Women's Center of Tarrant County: Staff Salaries The City of Fort Worth's PSA program in 2023 will support the Center's evidence-based Working Families Success Model bundled services delivery including RAPID EMPLOYMENT SERVICES, INTENSIVE FINANCIAL COACHING and RESOURCE CONNECTION. As the result, women will break cycles of poverty, build careers and grow wealth. Services will be targeted towards Single female heads of household and women of color. These groups were vulnerable to economic inequality prior to the COVID 19 pandemic. With PSA funding, The Womens Center will provide career and financial coaching, job matching, resume writing, interview training, barrier removal as well as motivation and self-esteem support. As a result, women will be hired for jobs, build career pathways, rebuild emergency savings, gain access to health and paid leave benefits, establish long-term financial goals and live more stable, productive and secure lives.

**Financing**

	Fund Type	Grant Year	Grant	Funded Amount	Drawn In Program Year	Drawn Thru Program Year
CDBG	EN	2023	B23MC480010	\$75,000.00	\$75,000.00	\$75,000.00
<b>Total</b>	<b>Total</b>			<b>\$75,000.00</b>	<b>\$75,000.00</b>	<b>\$75,000.00</b>

**Proposed Accomplishments**

People (General) : 75

**Actual Accomplishments**

Number assisted:

	Owner		Renter		Total		Person	
	Total	Hispanic	Total	Hispanic	Total	Hispanic	Total	Hispanic
White:	0	0	0	0	0	0	87	43
Black/African American:	0	0	0	0	0	0	70	3
Asian:	0	0	0	0	0	0	1	0
American Indian/Alaskan Native:	0	0	0	0	0	0	3	0
Native Hawaiian/Other Pacific Islander:	0	0	0	0	0	0	1	1
American Indian/Alaskan Native & White:	0	0	0	0	0	0	0	0



U.S. Department of Housing and Urban Development  
 Office of Community Planning and Development  
 Integrated Disbursement and Information System  
 CDBG Activity Summary Report (GPR) for Program Year 2023  
 FORT WORTH

Date: 20-Dec-2024  
 Time: 16:29  
 Page: 122

Asian White:	0	0	0	0	0	0	0	0
Black/African American & White:	0	0	0	0	0	0	16	0
American Indian/Alaskan Native & Black/African American:	0	0	0	0	0	0	1	0
Other multi-racial:	0	0	0	0	0	0	13	10
Asian/Pacific Islander:	0	0	0	0	0	0	0	0
Hispanic:	0	0	0	0	0	0	0	0
<b>Total:</b>	<b>0</b>	<b>0</b>	<b>0</b>	<b>0</b>	<b>0</b>	<b>0</b>	<b>192</b>	<b>57</b>
Female-headed Households:	0		0		0			

*Income Category:*

	<b>Owner</b>	<b>Renter</b>	<b>Total</b>	<b>Person</b>
Extremely Low	0	0	0	141
Low Mod	0	0	0	33
Moderate	0	0	0	12
Non Low Moderate	0	0	0	6
Total	0	0	0	192
Percent Low/Mod				96.9%

**Annual Accomplishments**

<b>Years</b>	<b>Accomplishment Narrative</b>	<b># Benefiting</b>
2023	<p>The Women's Center of Tarrant County will provide participants with Rapid Employment Services, Intensive Financial Coaching, and Resource Connections. Program participants will be hired for good jobs, rebuild emergency savings, gain access to health and paid leave benefits, establish long-term financial goals, and live more stable, productive, and secure lives.</p> <p>The Center's evidence-based Working Families Success Model results in women learning to break cycles of poverty, build careers, and grow wealth. Services will be targeted towards Single female heads of household and women of color. These groups are vulnerable to economic inequality before the COVID-19 pandemic. In addition, The Women's Center will provide career and financial coaching, job matching, resume writing, interview training, barrier removal as well as motivation and self-esteem support. For the program year beginning October 1,2023 and ending on September 30,2024, the agency served 192 unduplicated clients.</p>	





U.S. Department of Housing and Urban Development  
 Office of Community Planning and Development  
 Integrated Disbursement and Information System  
 CDBG Activity Summary Report (GPR) for Program Year 2023  
 FORT WORTH

Date: 20-Dec-2024  
 Time: 16:29  
 Page: 123

**PGM Year:** 2023  
**Project:** 0006 - 23-24 Economic Empowerment and Financial Resilience  
**IDIS Activity:** 7798 - 23-24 Easter Seals North Texas, Inc. - Employment Services {105148-9919L2}  
**Status:** Completed 11/16/2024 12:00:00 AM  
**Location:** 1424 Hemphill St Fort Worth, TX 76104-4703  
**Objective:** Create economic opportunities  
**Outcome:** Availability/accessibility  
**Matrix Code:** Employment Training (05H) **National Objective:** LMC

**Activity to prevent, prepare for, and respond to Coronavirus:** No

**Initial Funding Date:** 10/04/2023

**Description:**  
 Easter Seals North Texas: The Employment Services program will create a pathway for people with physical, intellectual, and behavioral disabilities to be trained in skills that led them to employment where they can make a living wage. It will also seek to provide residents of Fort Worth the necessary training and certifications that will lead to employment opportunities with businesses in Fort Worth. Easter Seals North Texas: Staff Salaries, Supplies and Services, Teaching Aids, Facility Operations, Insurance, Direct Assistance. The program serves people who are unemployed or underemployed find and retain meaningful employment. This includes creating a pathway for people with physical, intellectual, and behavioral disabilities to be trained in skills that lead them to employment where they can make a living wage. The program will seek to provide residents of Fort Worth the necessary training and certifications that will lead to employment opportunities with businesses in Fort Worth

**Financing**

	Fund Type	Grant Year	Grant	Funded Amount	Drawn In Program Year	Drawn Thru Program Year
CDBG	EN	2023	B23MC480010	\$59,974.82	\$59,974.82	\$59,974.82
<b>Total</b>	<b>Total</b>			<b>\$59,974.82</b>	<b>\$59,974.82</b>	<b>\$59,974.82</b>

**Proposed Accomplishments**

People (General) : 90

**Actual Accomplishments**

Number assisted:

	Owner		Renter		Total		Person	
	Total	Hispanic	Total	Hispanic	Total	Hispanic	Total	Hispanic
White:	0	0	0	0	0	0	21	4
Black/African American:	0	0	0	0	0	0	40	1
Asian:	0	0	0	0	0	0	1	0
American Indian/Alaskan Native:	0	0	0	0	0	0	1	0
Native Hawaiian/Other Pacific Islander:	0	0	0	0	0	0	0	0
American Indian/Alaskan Native & White:	0	0	0	0	0	0	0	0
Asian White:	0	0	0	0	0	0	0	0
Black/African American & White:	0	0	0	0	0	0	1	0
American Indian/Alaskan Native & Black/African American:	0	0	0	0	0	0	1	0



U.S. Department of Housing and Urban Development  
 Office of Community Planning and Development  
 Integrated Disbursement and Information System  
 CDBG Activity Summary Report (GPR) for Program Year 2023  
 FORT WORTH

Date: 20-Dec-2024  
 Time: 16:29  
 Page: 124

Other multi-racial:	0	0	0	0	0	0	1	0
Asian/Pacific Islander:	0	0	0	0	0	0	0	0
Hispanic:	0	0	0	0	0	0	0	0
<b>Total:</b>	<b>0</b>	<b>0</b>	<b>0</b>	<b>0</b>	<b>0</b>	<b>0</b>	<b>66</b>	<b>5</b>

Female-headed Households: 0 0 0 0

*Income Category:*

	<b>Owner</b>	<b>Renter</b>	<b>Total</b>	<b>Person</b>
Extremely Low	0	0	0	50
Low Mod	0	0	0	11
Moderate	0	0	0	3
Non Low Moderate	0	0	0	2
Total	0	0	0	66
Percent Low/Mod				97.0%

**Annual Accomplishments**

<b>Years</b>	<b>Accomplishment Narrative</b>	<b># Benefitting</b>
2023	Easter Seals North Texas provides Employment Services that will create a pathway for people with physical, intellectual, and behavioral disabilities to be trained in skills that will lead them to employment where they can make a living wage. It will also provide residents of Fort Worth the necessary training and certifications that will result in potential employment opportunities with businesses in Fort Worth. For the program year beginning October 1,2023 and ending September 30, 2024 the agency served 66 unduplicated clients.	



U.S. Department of Housing and Urban Development  
 Office of Community Planning and Development  
 Integrated Disbursement and Information System  
 CDBG Activity Summary Report (GPR) for Program Year 2023  
 FORT WORTH

Date: 20-Dec-2024  
 Time: 16:29  
 Page: 125

**PGM Year:** 2023  
**Project:** 0006 - 23-24 Economic Empowerment and Financial Resilience  
**IDIS Activity:** 7799 - 23-24 NPower Inc. - Employment Services {105148-9919L8}  
**Status:** Completed 10/2/2024 10:46:07 AM      **Objective:** Provide decent affordable housing  
**Location:** 702 Houston St Fort Worth, TX 76102-5004      **Outcome:** Affordability  
    **Matrix Code:** Employment Training (05H)      **National Objective:** LMC

**Activity to prevent, prepare for, and respond to Coronavirus:** No

**Initial Funding Date:** 10/04/2023

**Description:**  
 NPower: Program will provide funding to support Fort Worth residents enrolled in the Tech Fundamental program, a tuition-free technology career training program.  
 NPower: Staff SalariesFunding would support Fort Worth residents enrolled in our Tech Fundamentals program.  
 The program strength has proved again during this pandemic that despite the economic downturn and job losses, we have maintained our record of success.  
 2021 North Texas cohorts, the graduationretention rate is 85% (Goal: 80%) and the preliminary jobcontinuing education placement rate is 92% (Goal: 85%).  
 100% of NPower trainees are unemployed or underemployed at time of enrollment, with an average pre-program wage of \$11,964.  
 Graduates go on to secure permanent IT roles at a range of corporate employers in North Texas, achieving an average salary of \$74,851 at their first job post-program, a 525% increase

**Financing**

	Fund Type	Grant Year	Grant	Funded Amount	Drawn In Program Year	Drawn Thru Program Year
CDBG	EN	2023	B23MC480010	\$7,575.00	\$7,575.00	\$7,575.00
<b>Total</b>	<b>Total</b>			<b>\$7,575.00</b>	<b>\$7,575.00</b>	<b>\$7,575.00</b>

**Proposed Accomplishments**

People (General) : 33

**Actual Accomplishments**

*Number assisted:*

	Owner		Renter		Total		Person	
	Total	Hispanic	Total	Hispanic	Total	Hispanic	Total	Hispanic
White:	0	0	0	0	0	0	4	1
Black/African American:	0	0	0	0	0	0	3	0
Asian:	0	0	0	0	0	0	1	0
American Indian/Alaskan Native:	0	0	0	0	0	0	0	0
Native Hawaiian/Other Pacific Islander:	0	0	0	0	0	0	0	0
American Indian/Alaskan Native & White:	0	0	0	0	0	0	0	0
Asian White:	0	0	0	0	0	0	0	0
Black/African American & White:	0	0	0	0	0	0	1	0
American Indian/Alaskan Native & Black/African American:	0	0	0	0	0	0	0	0
Other multi-racial:	0	0	0	0	0	0	1	1



U.S. Department of Housing and Urban Development  
 Office of Community Planning and Development  
 Integrated Disbursement and Information System  
 CDBG Activity Summary Report (GPR) for Program Year 2023  
 FORT WORTH

Date: 20-Dec-2024  
 Time: 16:29  
 Page: 126

Asian/Pacific Islander:	0	0	0	0	0	0	0	0
Hispanic:	0	0	0	0	0	0	0	0
<b>Total:</b>	<b>0</b>	<b>0</b>	<b>0</b>	<b>0</b>	<b>0</b>	<b>0</b>	<b>10</b>	<b>2</b>
Female-headed Households:	0		0		0			

*Income Category:*

	Owner	Renter	Total	Person
Extremely Low	0	0	0	2
Low Mod	0	0	0	2
Moderate	0	0	0	4
Non Low Moderate	0	0	0	2
Total	0	0	0	10
Percent Low/Mod				80.0%

**Annual Accomplishments**

Years	Accomplishment Narrative	# Benefiting
2023	<p>NPower Inc. The Tech Fundamentals workforce training program provided technical training and job placement in career-track tech jobs for low-income military veterans, veteran's spouses, transitioning service members, reservists, and young adults (ages 18-26) from underserved communities. From October 1, 2023 to May 1, 2024, the agency provided services to 10 unduplicated clients. The City of Fort Worth reimbursed the agency \$7,575.00, resulting in a balance of \$17,425.00. The aforementioned amount was moved to unprogrammed funds, pending compliance review.</p> <p>CDBG funds were used to pay for a percentage of salaries for Program employees.</p> <p>Location: Agency's main office is located at 702 Houston Street, Fort Worth, TX 76102</p> <p>Agency Program services were provided through 16 weeks of virtual classroom-based instruction where trainees earn industry recognized third party credentials. Tech Fundamentals is conducted over two cohorts each year (Spring and Fall) with an AM session (9am to 1 pm) and PM session (2pm to 6pm) class, Monday through Friday. Class is provided virtually to all students. Following technical instruction, trainees are placed in paid corporate internships, apprenticeships, or directly hired in the local tech ecosystem, providing hands-on work experience, exposure to the professional workplace, and resume building.</p> <p>The Agency's client goal was to serve 33 unduplicated clients; however, the Agency only served 10 unduplicated clients during the contract year. The remaining balance of \$17,425.00 will be reallocated to United Community Center Inc (UCC) due to non-compliance.</p>	



U.S. Department of Housing and Urban Development  
 Office of Community Planning and Development  
 Integrated Disbursement and Information System  
 CDBG Activity Summary Report (GPR) for Program Year 2023  
 FORT WORTH

Date: 20-Dec-2024  
 Time: 16:29  
 Page: 127

**PGM Year:** 2023  
**Project:** 0007 - 23-24 Affordable Housing  
**IDIS Activity:** 7800 - 23-24 Housing Channel- Counseling & Foreclosure {105148-991938}

Status: Completed 12/2/2024 8:33:42 PM      Objective: Provide decent affordable housing  
 Location: 2900 Airport Fwy Fort Worth, TX 76111-3918      Outcome: Affordability  
 Matrix Code: Housing Counseling only, under 24 CFR 5.100 (05U)      National Objective: LMH

**Activity to prevent, prepare for, and respond to Coronavirus:** No

**Initial Funding Date:** 10/04/2023

**Description:**  
 Housing Channel: Housing counseling and education services to Fort Worth residents in English and Spanish to include the following activities: homebuyer outreach/orientation sessions, individual pre-purchase and foreclosure prevention counseling, credit counseling, budget management and financial literacy, homebuyer training, and post-purchase workshops. Homeownership training and education provided in accordance with HUD requirements including one on one counseling and group education workshops consisting of money management including basic debt management, household budgeting, consumer education, landscaping, routine maintenance, and a review of the (HAP) program requirements as well as foreclosure prevention services to income-eligible home buyers and home owners.

**Financing**

	Fund Type	Grant Year	Grant	Funded Amount	Drawn In Program Year	Drawn Thru Program Year
CDBG	EN	2023	B23MC480010	\$110,795.29	\$110,795.29	\$110,795.29
<b>Total</b>	<b>Total</b>			<b>\$110,795.29</b>	<b>\$110,795.29</b>	<b>\$110,795.29</b>

**Proposed Accomplishments**

Households (General) : 240

**Actual Accomplishments**

Number assisted:

	Owner		Renter		Total		Person	
	Total	Hispanic	Total	Hispanic	Total	Hispanic	Total	Hispanic
White:	56	41	0	0	56	41	0	0
Black/African American:	197	2	0	0	197	2	0	0
Asian:	6	0	0	0	6	0	0	0
American Indian/Alaskan Native:	0	0	0	0	0	0	0	0
Native Hawaiian/Other Pacific Islander:	0	0	0	0	0	0	0	0
American Indian/Alaskan Native & White:	0	0	0	0	0	0	0	0
Asian White:	0	0	0	0	0	0	0	0
Black/African American & White:	3	0	0	0	3	0	0	0
American Indian/Alaskan Native & Black/African American:	3	0	0	0	3	0	0	0
Other multi-racial:	14	3	0	0	14	3	0	0



U.S. Department of Housing and Urban Development  
 Office of Community Planning and Development  
 Integrated Disbursement and Information System  
 CDBG Activity Summary Report (GPR) for Program Year 2023  
 FORT WORTH

Date: 20-Dec-2024  
 Time: 16:29  
 Page: 128

Asian/Pacific Islander:	0	0	0	0	0	0	0	0
Hispanic:	0	0	0	0	0	0	0	0
<b>Total:</b>	<b>279</b>	<b>46</b>	<b>0</b>	<b>0</b>	<b>279</b>	<b>46</b>	<b>0</b>	<b>0</b>

Female-headed Households: 0 0 0 0

*Income Category:*

	<b>Owner</b>	<b>Renter</b>	<b>Total</b>	<b>Person</b>
Extremely Low	88	0	88	0
Low Mod	72	0	72	0
Moderate	78	0	78	0
Non Low Moderate	41	0	41	0
Total	279	0	279	0
Percent Low/Mod	85.3%		85.3%	

**Annual Accomplishments**

<b>Years</b>	<b>Accomplishment Narrative</b>	<b># Benefitting</b>
2023	Housing counseling and education services offered Fort Worth residents the following activities: homebuyer outreach/orientation sessions, individual pre-purchase and foreclosure prevention counseling, credit counseling, budget management and financial literacy, homebuyer training, and post-purchase workshops. The aforementioned services are offered in English and Spanish. For the program year beginning October 1,2023 and ending September 30, 2024, Housing Channel served 279 unduplicated clients.	



U.S. Department of Housing and Urban Development  
 Office of Community Planning and Development  
 Integrated Disbursement and Information System  
 CDBG Activity Summary Report (GPR) for Program Year 2023  
 FORT WORTH

Date: 20-Dec-2024  
 Time: 16:29  
 Page: 129

**PGM Year:** 2023  
**Project:** 0008 - 23-24 Children/Youth Services  
**IDIS Activity:** 7801 - 23-24 AB Christian Learning Center - Out of School Time Program {105148-991925}

Status: Completed 11/16/2024 8:22:52 PM      Objective: Create economic opportunities  
 Location: 5565 Truman Dr Fort Worth, TX 76112-7652      Outcome: Availability/accessibility  
    Matrix Code: Child Care Services (05L)      National Objective: LMC

**Activity to prevent, prepare for, and respond to Coronavirus:** No

**Initial Funding Date:** 10/04/2023

**Description:**  
 AB Christian Learning Center (Out of School Time Program): tutoring and mentoring for elementary students from designated schools in Stop Six community [\$78,218.00]; AB Christian Learning Center: Staff Salaries The services to be funded will be teachers and support persons to support out of school time tutoring and mentoring

**Financing**

	Fund Type	Grant Year	Grant	Funded Amount	Drawn In Program Year	Drawn Thru Program Year
CDBG	EN	2023	B23MC480010	\$78,218.00	\$78,218.00	\$78,218.00
<b>Total</b>	<b>Total</b>			<b>\$78,218.00</b>	<b>\$78,218.00</b>	<b>\$78,218.00</b>

**Proposed Accomplishments**

People (General) : 50

**Actual Accomplishments**

Number assisted:

	Owner		Renter		Total		Person	
	Total	Hispanic	Total	Hispanic	Total	Hispanic	Total	Hispanic
White:	0	0	0	0	0	0	3	3
Black/African American:	0	0	0	0	0	0	27	0
Asian:	0	0	0	0	0	0	0	0
American Indian/Alaskan Native:	0	0	0	0	0	0	0	0
Native Hawaiian/Other Pacific Islander:	0	0	0	0	0	0	0	0
American Indian/Alaskan Native & White:	0	0	0	0	0	0	0	0
Asian White:	0	0	0	0	0	0	0	0
Black/African American & White:	0	0	0	0	0	0	6	1
American Indian/Alaskan Native & Black/African American:	0	0	0	0	0	0	0	0
Other multi-racial:	0	0	0	0	0	0	0	0
Asian/Pacific Islander:	0	0	0	0	0	0	0	0
Hispanic:	0	0	0	0	0	0	0	0



U.S. Department of Housing and Urban Development  
 Office of Community Planning and Development  
 Integrated Disbursement and Information System  
 CDBG Activity Summary Report (GPR) for Program Year 2023  
 FORT WORTH

Date: 20-Dec-2024  
 Time: 16:29  
 Page: 130

<b>Total:</b>	<b>0</b>	<b>0</b>	<b>0</b>	<b>0</b>	<b>0</b>	<b>0</b>	<b>36</b>	<b>4</b>	
Female-headed Households:	0		0		0				
<i>Income Category:</i>									
	<b>Owner</b>	<b>Renter</b>	<b>Total</b>						<b>Person</b>
Extremely Low	0	0	0						16
Low Mod	0	0	0						11
Moderate	0	0	0						8
Non Low Moderate	0	0	0						1
Total	0	0	0						36
Percent Low/Mod									97.2%

**Annual Accomplishments**

<b>Years</b>	<b>Accomplishment Narrative</b>	<b># Benefitting</b>
2023	AB Christian Learning Center offers after-school programs for children in Fort Worth. The tutoring and mentoring are geared towards elementary students from designated schools in the Stop Six community. For the program year beginning October 1, 2023 and ending September, 2024, the agency enrolled 36 unduplicated children.	





U.S. Department of Housing and Urban Development  
 Office of Community Planning and Development  
 Integrated Disbursement and Information System  
 CDBG Activity Summary Report (GPR) for Program Year 2023  
 FORT WORTH

Date: 20-Dec-2024  
 Time: 16:29  
 Page: 131

**PGM Year:** 2023  
**Project:** 0008 - 23-24 Children/Youth Services  
**IDIS Activity:** 7802 - 23-24 United Community Centers {105148-991930}  
**Status:** Completed 11/16/2024 8:53:21 PM  
**Location:** 3900 Meadowbrook Dr Fort Worth, TX 76103-2602  
**Objective:** Create economic opportunities  
**Outcome:** Availability/accessibility  
**Matrix Code:** Child Care Services (05L) **National Objective:** LMC

**Activity to prevent, prepare for, and respond to Coronavirus:** No

**Initial Funding Date:** 10/04/2023

**Description:**  
 United Community Centers: Staff Salaries.  
 United Community Centers (Holistic Educational Literacy Program): Research-based small group guided reading program provided in after-school and all-day summer programs to children ages 4 to 13.  
 [\$125,000]UCC will use the RFP for our Education Literacy Program (core literacy, Ready Readers, and Success By Six) is a research-based small group guided reading program provided in our after school and all-day summer programs to children ages 4 to 13.  
 UCC is also excited to expand offerings programs to parents of children in our ELP and our community through the Parent Education Program.  
 UCC will also work closely with local well-established agencies that provide mental well-being programs for children, youth, and families

**Financing**

	Fund Type	Grant Year	Grant	Funded Amount	Drawn In Program Year	Drawn Thru Program Year
CDBG	EN	2023	B23MC480010	\$142,425.00	\$142,425.00	\$142,425.00
<b>Total</b>	<b>Total</b>			<b>\$142,425.00</b>	<b>\$142,425.00</b>	<b>\$142,425.00</b>

**Proposed Accomplishments**

People (General) : 340

**Actual Accomplishments**

Number assisted:

	Owner		Renter		Total		Person	
	Total	Hispanic	Total	Hispanic	Total	Hispanic	Total	Hispanic
White:	0	0	0	0	0	0	294	288
Black/African American:	0	0	0	0	0	0	32	4
Asian:	0	0	0	0	0	0	0	0
American Indian/Alaskan Native:	0	0	0	0	0	0	0	0
Native Hawaiian/Other Pacific Islander:	0	0	0	0	0	0	0	0
American Indian/Alaskan Native & White:	0	0	0	0	0	0	0	0
Asian White:	0	0	0	0	0	0	0	0
Black/African American & White:	0	0	0	0	0	0	0	0
American Indian/Alaskan Native & Black/African American:	0	0	0	0	0	0	0	0



U.S. Department of Housing and Urban Development  
 Office of Community Planning and Development  
 Integrated Disbursement and Information System  
 CDBG Activity Summary Report (GPR) for Program Year 2023  
 FORT WORTH

Date: 20-Dec-2024  
 Time: 16:29  
 Page: 132

Other multi-racial:	0	0	0	0	0	0	0	0
Asian/Pacific Islander:	0	0	0	0	0	0	0	0
Hispanic:	0	0	0	0	0	0	0	0
<b>Total:</b>	<b>0</b>	<b>0</b>	<b>0</b>	<b>0</b>	<b>0</b>	<b>0</b>	<b>326</b>	<b>292</b>

Female-headed Households: 0 0 0 0 0 0 0 0 0

*Income Category:*

	<b>Owner</b>	<b>Renter</b>	<b>Total</b>	<b>Person</b>
Extremely Low	0	0	0	185
Low Mod	0	0	0	106
Moderate	0	0	0	29
Non Low Moderate	0	0	0	6
Total	0	0	0	326
Percent Low/Mod				98.2%

**Annual Accomplishments**

<b>Years</b>	<b>Accomplishment Narrative</b>	<b># Benefiting</b>
2023	United Community Centers (Holistic Educational Literacy Program): Is a research-based small group guided reading program provided for students after-school hours and all-day summer programs for children ages 4 to 13.UCC is also excited to expand the services of their programs to the parents of children in their community through the Parent Education Program. For the program year beginning October 1,2023 and ending September 30, 2024 UCC served 326 unduplicated clients.	



U.S. Department of Housing and Urban Development  
 Office of Community Planning and Development  
 Integrated Disbursement and Information System  
 CDBG Activity Summary Report (GPR) for Program Year 2023  
 FORT WORTH

Date: 20-Dec-2024  
 Time: 16:29  
 Page: 133

**PGM Year:** 2023  
**Project:** 0008 - 23-24 Children/Youth Services  
**IDIS Activity:** 7803 - 23-24 Boys & Girls Club of Tarrant County - Eastside - Youth Development {105148-991934}  
**Status:** Completed 11/16/2024 9:11:13 PM  
**Location:** 4651 Ramey Ave Fort Worth, TX 76105-3645  
**Objective:** Create economic opportunities  
**Outcome:** Availability/accessibility  
**Matrix Code:** Youth Services (05D) **National Objective:** LMC

**Activity to prevent, prepare for, and respond to Coronavirus:** No

**Initial Funding Date:** 10/04/2023

**Description:**  
 Boys & Girls Clubs of Greater Tarrant County (Youth Development at Eastside Branch): After school programs offering a variety of youth development programs that serve school aged youth ages 6-18. BGC/GTC provides a safe environment for youth to receive quality enrichment program, meaningful adult connections, and social emotional support. [\$70,000.00].  
 Boys & Girls Clubs of Greater Tarrant County (After School Program): Staff Salaries Boys & Girls Clubs after-school programs offer a variety of youth development programs that serve school-aged youth ages 6-18. We provide a safe environment for youth to receive quality enrichment programs, meaningful adult connections, and social-emotional support. We request funding to support our Eastside Branch located in the Stop Six neighborhood at 4651 Ramey Ave. This area is primarily low-income, with high unemployment and high criminal activity. The Club provides youth with opportunities, experiences, and skills to think beyond their economic circumstances and motivates them to reach their full potential and pursue their dreams. Our programs include: Educational Talent Search & Upward Bound, Gang Intervention, Music & Youth, Academic Success Initiative, Cultural & Arts, Atrisk Youth Mentoring, Healthy Lifestyles, Prevention Services, and Counseling

**Financing**

	Fund Type	Grant Year	Grant	Funded Amount	Drawn In Program Year	Drawn Thru Program Year
CDBG	EN	2023	B23MC480010	\$70,000.00	\$70,000.00	\$70,000.00
<b>Total</b>	<b>Total</b>			<b>\$70,000.00</b>	<b>\$70,000.00</b>	<b>\$70,000.00</b>

**Proposed Accomplishments**

People (General) : 345

**Actual Accomplishments**

Number assisted:

	Owner		Renter		Total		Person	
	Total	Hispanic	Total	Hispanic	Total	Hispanic	Total	Hispanic
White:	0	0	0	0	0	0	46	43
Black/African American:	0	0	0	0	0	0	246	14
Asian:	0	0	0	0	0	0	2	0
American Indian/Alaskan Native:	0	0	0	0	0	0	0	0
Native Hawaiian/Other Pacific Islander:	0	0	0	0	0	0	31	1



U.S. Department of Housing and Urban Development  
 Office of Community Planning and Development  
 Integrated Disbursement and Information System  
 CDBG Activity Summary Report (GPR) for Program Year 2023  
 FORT WORTH

Date: 20-Dec-2024  
 Time: 16:29  
 Page: 134

American Indian/Alaskan Native & White:	0	0	0	0	0	0	12	10
Asian White:	0	0	0	0	0	0	2	0
Black/African American & White:	0	0	0	0	0	0	11	1
American Indian/Alaskan Native & Black/African American:	0	0	0	0	0	0	5	1
Other multi-racial:	0	0	0	0	0	0	3	2
Asian/Pacific Islander:	0	0	0	0	0	0	0	0
Hispanic:	0	0	0	0	0	0	0	0
<b>Total:</b>	<b>0</b>	<b>0</b>	<b>0</b>	<b>0</b>	<b>0</b>	<b>0</b>	<b>358</b>	<b>72</b>

Female-headed Households: 0 0 0 0

*Income Category:*

	<b>Owner</b>	<b>Renter</b>	<b>Total</b>	<b>Person</b>
Extremely Low	0	0	0	182
Low Mod	0	0	0	100
Moderate	0	0	0	41
Non Low Moderate	0	0	0	35
Total	0	0	0	358
Percent Low/Mod				90.2%

**Annual Accomplishments**

<b>Years</b>	<b>Accomplishment Narrative</b>	<b># Benefiting</b>
2023	<p>The Youth Development program at the Boys &amp; Girls Club Eastside Branch was open to school-aged youth year-round, providing out-of-school time enrichment activities that promote positive youth development. The program From October 1, 2023 to September 30, 2024, the City of Fort Worth reimbursed the agency the full award amount of \$70,000.</p> <p>CDBG funds were used to pay for a percentage of salaries for five (5) Program employees responsible for providing mentoring, youth development activities, meal distribution, referral services, and virtual programming through their Mobile Clubhouse Experience.</p> <p>Location: Agency's office and program services are located at 4651 Ramey Avenue, Fort Worth, TX 76105.</p> <p>Agency Program services were provided through the 2023-24 program year, Monday through Friday, between 3:30 p.m. to 6:30 p.m. and during the summer and special school holidays from 7:30 a.m. to 6:00 p.m.</p> <p>The Agency's client goal was to serve 345 unduplicated clients; however, the Agency surpassed their goal serving 358 unduplicated clients during the contract year.</p>	



U.S. Department of Housing and Urban Development  
 Office of Community Planning and Development  
 Integrated Disbursement and Information System  
 CDBG Activity Summary Report (GPR) for Program Year 2023  
 FORT WORTH

Date: 20-Dec-2024  
 Time: 16:29  
 Page: 135

**PGM Year:** 2023  
**Project:** 0008 - 23-24 Children/Youth Services  
**IDIS Activity:** 7804 - 23-24 Camp Fire First Texas - Teens In Action {105148-991935}

Status: Completed 10/30/2024 1:30:16 PM      Objective: Create economic opportunities  
 Location: 2700 Meacham Blvd Fort Worth, TX 76137-4601      Outcome: Availability/accessibility  
 Matrix Code: Youth Services (05D)      National Objective: LMC

**Activity to prevent, prepare for, and respond to Coronavirus:** No

**Initial Funding Date:** 10/04/2023

**Description:**  
 Camp Fire First Texas (Teens In Action): program offering life skills training to youth attending selected middle schools and high schools; offered weekly during out-of-school time at each school during the school year and at the Camp Fire Resource Center for 7 weeks in the summer.  
 Camp Fire First Texas: Staff Salaries Camp Fire First Texas provides Teens in Action curriculum-based life skills training to youth attending give middle schools and three high schools in zip codes 76106, 76164, 76112, 76116, and 76119.  
 The program is offered weekly during out-of-school time at each school during the school year and at the Camp Fire Resource Center for 7 weeks in the summer, projecting to serve 200 unduplicated youth during the grant term, October 1, 2023 - September 30, 2024

**Financing**

	Fund Type	Grant Year	Grant	Funded Amount	Drawn In Program Year	Drawn Thru Program Year
CDBG	EN	2023	B23MC480010	\$48,090.67	\$48,090.67	\$48,090.67
<b>Total</b>	<b>Total</b>			<b>\$48,090.67</b>	<b>\$48,090.67</b>	<b>\$48,090.67</b>

**Proposed Accomplishments**

People (General) : 150

**Actual Accomplishments**

Number assisted:

	Owner		Renter		Total		Person	
	Total	Hispanic	Total	Hispanic	Total	Hispanic	Total	Hispanic
White:	0	0	0	0	0	0	110	91
Black/African American:	0	0	0	0	0	0	58	3
Asian:	0	0	0	0	0	0	2	0
American Indian/Alaskan Native:	0	0	0	0	0	0	3	0
Native Hawaiian/Other Pacific Islander:	0	0	0	0	0	0	0	0
American Indian/Alaskan Native & White:	0	0	0	0	0	0	4	0
Asian White:	0	0	0	0	0	0	1	0
Black/African American & White:	0	0	0	0	0	0	5	0
American Indian/Alaskan Native & Black/African American:	0	0	0	0	0	0	1	0
Other multi-racial:	0	0	0	0	0	0	16	8



U.S. Department of Housing and Urban Development  
 Office of Community Planning and Development  
 Integrated Disbursement and Information System  
 CDBG Activity Summary Report (GPR) for Program Year 2023  
 FORT WORTH

Date: 20-Dec-2024  
 Time: 16:29  
 Page: 136

Asian/Pacific Islander:	0	0	0	0	0	0	0	0
Hispanic:	0	0	0	0	0	0	0	0
<b>Total:</b>	<b>0</b>	<b>0</b>	<b>0</b>	<b>0</b>	<b>0</b>	<b>0</b>	<b>200</b>	<b>102</b>

Female-headed Households: 0 0 0 0

*Income Category:*

	<b>Owner</b>	<b>Renter</b>	<b>Total</b>	<b>Person</b>
Extremely Low	0	0	0	53
Low Mod	0	0	0	83
Moderate	0	0	0	43
Non Low Moderate	0	0	0	21
Total	0	0	0	200
Percent Low/Mod				89.5%

**Annual Accomplishments**



U.S. Department of Housing and Urban Development  
 Office of Community Planning and Development  
 Integrated Disbursement and Information System  
 CDBG Activity Summary Report (GPR) for Program Year 2023  
 FORT WORTH

Date: 20-Dec-2024  
 Time: 16:29  
 Page: 137

Years	Accomplishment Narrative	# Benefitting
2023	<p>Camp Fire First Texas provided a safe, healthy, fun, and academically rich after-school and summer day camp program for children and youth. The research-based curriculum focused on social-emotional learning and included Science, Technology, Engineering, Arts, and Math (STEM) activities, homework help, outdoor education, and reading and literacy development.</p> <p>From October 1, 2023, to September 30, 2024, the City of Fort Worth reimbursed the agency \$48,090.67, resulting in a balance of \$1,909.33, which will be returned to unprogrammed funds.</p> <p>CDBG funds were used to cover expenses related to salaries, fringe benefits, payroll platform fees (TriNet), and cell phone allowances for staff.</p> <p>Camp Fire's Teens in Action program served middle and high school students during the school year at the schools listed below. Each school had program times at lunch, between 11:30 AM and 1:30 PM, and after school, 3:30 PM - 6:30 PM.</p> <p>Service Locations:            J.P. Elder Middle School 709 NW 21st St, Fort Worth, TX 76164, Tuesdays            Kirkpatrick Middle School 3201 Refugio Ave, Fort Worth, TX 76106, Wednesdays            Diamond Hill-Jarvis High School 1411 Maydell St, Fort Worth, TX 76106, Wednesdays            William Monnig Middle School 3136 Bigham Blvd, Fort Worth, TX 76116, Mondays            W.A. Meacham Middle School 3600 Weber St, Fort Worth, TX 76106, Thursdays            O.D. Wyatt High School 2400 E Seminary Dr, Fort Worth, TX 76119, Tuesdays            Northside High School 2211 Mckinley Ave, Fort Worth, TX 76164, Mondays            Glen Park Elementary School 3601 Pecos St, Fort Worth, TX 76119, Thursdays            Leadership Academy at Forest Oak Middle School 3221 Pecos St, Fort Worth, TX 76119, Wednesdays            Texas Academy of Biomedical Sciences (TABS) 300 Trinity Campus Cir, Fort Worth, TX 76102, Thursdays            Jean McClung Middle School 3000 Forest Ave, Fort Worth, TX 76112, Mondays            Lucyle Collins Middle School 3651 Santos Dr, Fort Worth, TX 76106, Tuesdays            Eastern Hills High School 5701 Shelton St, Fort Worth, TX 76112, Thursdays            Uplift Mighty Preparatory 3700 Mighty Mite Dr, Fort Worth, TX 76105, Fridays            Uplift Elevate Preparatory 10800 Chapin Rd, Fort Worth, TX 76108, Mondays            Sam Rosen Elementary School 2613 Roosevelt Ave, Fort Worth, TX 76164, Mondays            Paul Laurence Dunbar Young Mens Leadership Academy 5100 Willie St, Fort Worth, TX 76105, Fridays            Riverside Middle School 1600 Bolton St #2601, Fort Worth, TX 76111, Fridays            Marine Creek Collegiate High School 4801 Marine Creek Pkwy, Fort Worth, TX 76179, Mondays            Trimble Technical High School 1003 W Cannon St, Fort Worth, TX 76104, Mondays</p> <p>The Teens in Action summer program met for seven weeks: one 5-day week for each grade at the Camp Fire Resource Center, 2700 Meacham Blvd., Fort Worth, TX 76137. They gathered at 8:30 AM, had breakfast and then traveled by bus to college/career or social responsibility sites around the metroplex. The students returned to the Resource Center at 4:30 PM.</p> <p>The agency served 200 unduplicated clients during the contract year.</p>	



U.S. Department of Housing and Urban Development  
 Office of Community Planning and Development  
 Integrated Disbursement and Information System  
 CDBG Activity Summary Report (GPR) for Program Year 2023  
 FORT WORTH

Date: 20-Dec-2024  
 Time: 16:29  
 Page: 138

**PGM Year:** 2023  
**Project:** 0008 - 23-24 Children/Youth Services  
**IDIS Activity:** 7805 - 23-24 Girls Inc of Tarrant County - Leadership Program {105148-991936}

Status: Completed 11/16/2024 12:00:00 AM      Objective: Create economic opportunities  
 Location: 304 E Vickery Blvd Fort Worth, TX 76104-1301      Outcome: Availability/accessibility  
    Matrix Code: Youth Services (05D)      National Objective: LMC

**Activity to prevent, prepare for, and respond to Coronavirus:** No

**Initial Funding Date:** 10/04/2023

**Description:**  
 Girls Incorporated of Tarrant County (After School Program): Staff Salaries.  
 Girls Incorporated of Tarrant County: Program provides in-school, after-school, and summer education and activities to promote social and emotional wellbeing, promote academic success, and prevent juvenile crime and delinquency for girls, ages 13-19 years of age.  
 Girls Inc.  
 staff develop mentoring relationships with the girls to provide resources challenge growth, express care from a positive role model and expand possibilities.  
 [\$100,000]Girls Inc.  
 activities are focused on Strong (mental health & well-being), Smart (educational achievement), and Bold (leadership and community action) initiatives that support the development of positive coping skills, conflict resolution skills, and goal setting in a pro-girl environment.  
 Program provides in-school, after-school, and summer education and activities to promote social & emotional wellbeing, promote academic success, and prevent juvenile crime and delinquency for girls, ages 13-19 years of age.  
 Girls Inc.  
 staff develop mentoring relationships with the girls to provide resources, challenge growth, express care from a positive role model, and expand possibilities.  
 After participating in Girls Inc.  
 programs, girls have the tools to be leaders in their communities and in our local workforce. om a positive role model, and expand possibilities

**Financing**

	Fund Type	Grant Year	Grant	Funded Amount	Drawn In Program Year	Drawn Thru Program Year
CDBG	EN	2023	B23MC480010	\$100,000.00	\$100,000.00	\$100,000.00
<b>Total</b>	<b>Total</b>			<b>\$100,000.00</b>	<b>\$100,000.00</b>	<b>\$100,000.00</b>

**Proposed Accomplishments**

People (General) : 175

**Actual Accomplishments**

Number assisted:

	Owner		Renter		Total		Person	
	Total	Hispanic	Total	Hispanic	Total	Hispanic	Total	Hispanic
White:	0	0	0	0	0	0	97	88
Black/African American:	0	0	0	0	0	0	49	3
Asian:	0	0	0	0	0	0	2	0
American Indian/Alaskan Native:	0	0	0	0	0	0	1	1





U.S. Department of Housing and Urban Development  
 Office of Community Planning and Development  
 Integrated Disbursement and Information System  
 CDBG Activity Summary Report (GPR) for Program Year 2023  
 FORT WORTH

Date: 20-Dec-2024  
 Time: 16:29  
 Page: 139

Native Hawaiian/Other Pacific Islander:	0	0	0	0	0	0	1	0
American Indian/Alaskan Native & White:	0	0	0	0	0	0	0	0
Asian White:	0	0	0	0	0	0	1	0
Black/African American & White:	0	0	0	0	0	0	10	0
American Indian/Alaskan Native & Black/African American:	0	0	0	0	0	0	3	1
Other multi-racial:	0	0	0	0	0	0	8	8
Asian/Pacific Islander:	0	0	0	0	0	0	0	0
Hispanic:	0	0	0	0	0	0	0	0
<b>Total:</b>	<b>0</b>	<b>0</b>	<b>0</b>	<b>0</b>	<b>0</b>	<b>0</b>	<b>172</b>	<b>101</b>
Female-headed Households:	0		0		0			

*Income Category:*

	<b>Owner</b>	<b>Renter</b>	<b>Total</b>	<b>Person</b>
Extremely Low	0	0	0	62
Low Mod	0	0	0	47
Moderate	0	0	0	38
Non Low Moderate	0	0	0	25
Total	0	0	0	172
Percent Low/Mod				85.5%

**Annual Accomplishments**

<b>Years</b>	<b>Accomplishment Narrative</b>	<b># Benefitting</b>
2023	<p>Girls Incorporated of Tarrant County (After School Program): Staff Salaries. Girls Incorporated of Tarrant County: Program provides in-school, after-school, and summer education and activities to promote social and emotional wellbeing, promote academic success, and prevent juvenile crime and delinquency for girls, ages 13-19 years of age. Girls Inc. staff develop mentoring relationships with the girls to provide resources challenge growth, express care from a positive role model and expand possibilities. [\$100,000]</p> <p>Girls Inc. activities are focused on Strong (mental health &amp; well-being), Smart (educational achievement), and Bold (leadership and community action) initiatives that support the development of positive coping skills, conflict resolution skills, and goal-setting in a pro-girl environment. The program provides in-school, after-school, and summer education and activities to promote social &amp; emotional wellbeing, academic success, and prevent juvenile crime and delinquency for girls, ages 13-19. For the October 1, 2023- September 30,2024 program year, Girls Inc. has served 172 unduplicated clients.</p>	



U.S. Department of Housing and Urban Development  
 Office of Community Planning and Development  
 Integrated Disbursement and Information System  
 CDBG Activity Summary Report (GPR) for Program Year 2023  
 FORT WORTH

Date: 20-Dec-2024  
 Time: 16:29  
 Page: 140

**PGM Year:** 2023  
**Project:** 0008 - 23-24 Children/Youth Services  
**IDIS Activity:** 7806 - 23-24 Junior Achievement {105148-9919L6}  
**Status:** Completed 11/16/2024 9:21:11 PM  
**Location:** 6300 Ridglea PI Ste 400 Suite 400 Fort Worth, TX 76116-5706  
**Objective:** Create economic opportunities  
**Outcome:** Availability/accessibility  
**Matrix Code:** Youth Services (05D) **National Objective:** LMC

**Activity to prevent, prepare for, and respond to Coronavirus:** No

**Initial Funding Date:** 10/04/2023

**Description:**

Junior Achievement of the Chisholm Trail (Cradle to Career Initiative): K-12 programs fostering financial literacy work readiness and entrepreneurship using experiential learning to inspire kids to dream big and reach their potential. [\$25,000].

Junior Achievement of the Chisholm Trail: Staff Salaries, Supplies and Services Junior Achievements mission is to inspire and prepare young people to succeed in a global economy. Our volunteer and educator-delivered K-12 programs foster financial literacy, work readiness, and entrepreneurship using experiential learning to inspire kids to dream big and reach their potential.

JA gives young people the knowledge and skills they need to own their economic success, plan for their future, and make smart lifechoices.

Our programs empower students to make a connection between what they learn in school and how it can be applied in the real world - enhancing the relevance of their classroom learning and increasing their understanding of the value of staying in school.

Students become excited about the opportunities that lie ahead of them.

JA of the Chisholm Trail is proud to have served students throughout Fort Worth for over 65 years.

**Financing**

	Fund Type	Grant Year	Grant	Funded Amount	Drawn In Program Year	Drawn Thru Program Year
CDBG	EN	2023	B23MC480010	\$25,000.00	\$25,000.00	\$25,000.00
<b>Total</b>	<b>Total</b>			<b>\$25,000.00</b>	<b>\$25,000.00</b>	<b>\$25,000.00</b>

**Proposed Accomplishments**

People (General) : 230

**Actual Accomplishments**

Number assisted:

	Owner		Renter		Total		Person	
	Total	Hispanic	Total	Hispanic	Total	Hispanic	Total	Hispanic
White:	0	0	0	0	0	0	69	55
Black/African American:	0	0	0	0	0	0	4	0
Asian:	0	0	0	0	0	0	2	0
American Indian/Alaskan Native:	0	0	0	0	0	0	0	0
Native Hawaiian/Other Pacific Islander:	0	0	0	0	0	0	0	0
American Indian/Alaskan Native & White:	0	0	0	0	0	0	0	0



U.S. Department of Housing and Urban Development  
 Office of Community Planning and Development  
 Integrated Disbursement and Information System  
 CDBG Activity Summary Report (GPR) for Program Year 2023  
 FORT WORTH

Date: 20-Dec-2024  
 Time: 16:29  
 Page: 141

Asian White:	0	0	0	0	0	0	0	0
Black/African American & White:	0	0	0	0	0	0	0	0
American Indian/Alaskan Native & Black/African American:	0	0	0	0	0	0	0	0
Other multi-racial:	0	0	0	0	0	0	5	5
Asian/Pacific Islander:	0	0	0	0	0	0	0	0
Hispanic:	0	0	0	0	0	0	0	0
<b>Total:</b>	<b>0</b>	<b>0</b>	<b>0</b>	<b>0</b>	<b>0</b>	<b>0</b>	<b>80</b>	<b>60</b>
Female-headed Households:	0		0		0			

*Income Category:*

	<b>Owner</b>	<b>Renter</b>	<b>Total</b>	<b>Person</b>
Extremely Low	0	0	0	18
Low Mod	0	0	0	35
Moderate	0	0	0	15
Non Low Moderate	0	0	0	12
Total	0	0	0	80
Percent Low/Mod				85.0%

**Annual Accomplishments**

<b>Years</b>	<b>Accomplishment Narrative</b>	<b># Benefiting</b>
2023	Junior Achievements mission is to inspire and prepare young people to succeed in a global economy. Our volunteer and educator-delivered K-12 programs foster financial literacy, work readiness, and entrepreneurship using experiential learning to inspire kids to dream big and reach their potential. JA gives young people the knowledge and skills they need to own their economic success, plan for their future, and make smart life choices. The program empowered students to make a connection between what they learn in school and how it can be applied in the real world - enhancing the relevance of classroom learning and increasing their understanding of the value of staying in school. For the October 1,2023-September 30,2024, program year, Junior Achievement served 80 unduplicated students.	



U.S. Department of Housing and Urban Development  
 Office of Community Planning and Development  
 Integrated Disbursement and Information System  
 CDBG Activity Summary Report (GPR) for Program Year 2023  
 FORT WORTH

Date: 20-Dec-2024  
 Time: 16:29  
 Page: 142

**PGM Year:** 2023  
**Project:** 0008 - 23-24 Children/Youth Services  
**IDIS Activity:** 7807 - 23-24 Maroon 9 CDC - 105148-9919L7}

Status: Completed 10/30/2024 1:37:01 PM      Objective: Create economic opportunities  
 Location: 3562 W Boyce Ave Fort Worth, TX 76133-1083      Outcome: Availability/accessibility  
 Matrix Code: Youth Services (05D)      National Objective: LMC

**Activity to prevent, prepare for, and respond to Coronavirus:** No

**Initial Funding Date:** 10/04/2023

**Description:**  
 Maroon 9 Community Enrichment Organization: Direct Program-Related CraftEducational Supplies.  
 Maroon 9 Community Enrichment Organization (Maroon 9 Community Enrichment Program): Year-round enrichment programs and opportunities primarily for teens in the 76104 and 76105 zip codes.  
 Programs are focused on Fine Arts, STEM, Life Skills, and CollegeCareer Exploration to teach creative expression opposed to juvenile crime and negative school behavior.  
 [\$25,000]Year-round youth enrichment programs and opportunities primarily for teens in the 76104 and 76105 zip codes.  
 Programs are focused on Fine Arts, STEM, Life Skills, and CollegeCareer Exploration to teach creative expression opposed to juvenile crime and negative school behavior.  
 Programs are designed to help teen youth prepare for life after high school and/or juvenile detention

**Financing**

	Fund Type	Grant Year	Grant	Funded Amount	Drawn In Program Year	Drawn Thru Program Year
CDBG	EN	2023	B23MC480010	\$25,000.00	\$25,000.00	\$25,000.00
<b>Total</b>	<b>Total</b>			<b>\$25,000.00</b>	<b>\$25,000.00</b>	<b>\$25,000.00</b>

**Proposed Accomplishments**

People (General) : 1,000

**Actual Accomplishments**

Number assisted:

	Owner		Renter		Total		Person	
	Total	Hispanic	Total	Hispanic	Total	Hispanic	Total	Hispanic
White:	0	0	0	0	0	0	1	1
Black/African American:	0	0	0	0	0	0	48	1
Asian:	0	0	0	0	0	0	0	0
American Indian/Alaskan Native:	0	0	0	0	0	0	0	0
Native Hawaiian/Other Pacific Islander:	0	0	0	0	0	0	0	0
American Indian/Alaskan Native & White:	0	0	0	0	0	0	0	0
Asian White:	0	0	0	0	0	0	0	0
Black/African American & White:	0	0	0	0	0	0	3	0
American Indian/Alaskan Native & Black/African American:	0	0	0	0	0	0	0	0



U.S. Department of Housing and Urban Development  
 Office of Community Planning and Development  
 Integrated Disbursement and Information System  
 CDBG Activity Summary Report (GPR) for Program Year 2023  
 FORT WORTH

Date: 20-Dec-2024  
 Time: 16:29  
 Page: 143

Other multi-racial:	0	0	0	0	0	0	0	0
Asian/Pacific Islander:	0	0	0	0	0	0	0	0
Hispanic:	0	0	0	0	0	0	0	0
<b>Total:</b>	<b>0</b>	<b>0</b>	<b>0</b>	<b>0</b>	<b>0</b>	<b>0</b>	<b>52</b>	<b>2</b>
Female-headed Households:	0		0		0			

*Income Category:*

	<b>Owner</b>	<b>Renter</b>	<b>Total</b>	<b>Person</b>
Extremely Low	0	0	0	9
Low Mod	0	0	0	18
Moderate	0	0	0	13
Non Low Moderate	0	0	0	12
<b>Total</b>	<b>0</b>	<b>0</b>	<b>0</b>	<b>52</b>
Percent Low/Mod				76.9%

**Annual Accomplishments**

<b>Years</b>	<b>Accomplishment Narrative</b>	<b># Benefiting</b>
2023	<p>Maroon 9 The Teen Enrichment Program assisted teens in the 76104, 76105, and 76133 zip codes. The programs are designed to provide low-income families with access to quality after-school and summer programs that teach creative expression as an alternative to juvenile crime, introduce STEM careers, teach life skills, and explore college/career options. From October 1, 2023, to September 30, 2024, the City of Fort Worth reimbursed the agency \$25,000.00, resulting in a balance of \$0.</p> <p>CDBG funds were used to partially cover the Executive Director's monthly salary, workshop presenter fees, program activities and supplies, and meals and snacks for participants.</p> <p>Location The agency's main office is located at 3562 West Boyce Ave., Fort Worth, Texas 76133.</p> <p>The agency's after-school program services were provided Monday through Friday, from 4:30 p.m. to 7:30 p.m. during the school year. For the summer program, services were also provided Monday through Friday, from 4:30 p.m. to 7:30 p.m.</p> <p>Services were provided at the following locations:            Jean McClung Middle School            3000 Forest Ave., Fort Worth, TX 76112</p> <p>Jubilee Theatre            506 Main St., Fort Worth, TX 76102</p> <p>Boys &amp; Girls Club            3123 Avenue G, Fort Worth, TX 76105</p> <p>The Agency served 51 unduplicated clients during the contract year.</p>	



U.S. Department of Housing and Urban Development  
 Office of Community Planning and Development  
 Integrated Disbursement and Information System  
 CDBG Activity Summary Report (GPR) for Program Year 2023  
 FORT WORTH

Date: 20-Dec-2024  
 Time: 16:29  
 Page: 144

**PGM Year:** 2023  
**Project:** 0009 - 23-24 Healthy Living and Wellness  
**IDIS Activity:** 7808 - 23-24 Cancer Care Services {105148-9919L5}

Status: Completed 11/16/2024 12:00:00 AM      Objective: Create suitable living environments  
 Location: 623 S Henderson St Fort Worth, TX 76104-2920      Outcome: Availability/accessibility  
 Matrix Code: Other Public Services Not Listed in      National Objective: LMC  
 05A-05Y, 03T (05Z)

**Activity to prevent, prepare for, and respond to Coronavirus:** No

**Initial Funding Date:** 10/04/2023

**Description:**  
 Healthy Living and Wellness programs and services to improve the mental and physical health of low-to moderate income Fort Worth families  
 Cancer Care Services: Program to support cancer patients, care for caregivers and empower survivors to reduce the impact of cancer in Tarrant County.  
 Cancer Care serves between 3,000-4,000 people annually by providing holistic, personalized support to improve quality of life, reduce stress and address the social determinants of health.  
 [\$50,000]The mission of Cancer Care Services is to support cancer patients, care for caregivers and empower survivors to reduce the impact of cancer in Tarrant County.  
 Cancer Care serves between 3,000-4,000 people annually by providing holistic, personalized support to improve quality of life, reduce stress and address the social determinants of health.  
 We serve all cancer types, all ages, all ethnicities and income levels (In 2022, 85% of our clients were considered very low to low income).  
 Our wrap-around services for patients, survivors and caregivers provide relief from the fear and chaos of cancer, while reducing trauma and distress.  
 And because cancer shouldn't devastate one's finances, 100% of our programs are FREE.  
 Cancer Care Services is unique, relevant, innovative, responsive, equitable, and inclusive

**Financing**

	Fund Type	Grant Year	Grant	Funded Amount	Drawn In Program Year	Drawn Thru Program Year
CDBG	EN	2023	B23MC480010	\$50,000.00	\$50,000.00	\$50,000.00
<b>Total</b>	<b>Total</b>			<b>\$50,000.00</b>	<b>\$50,000.00</b>	<b>\$50,000.00</b>

**Proposed Accomplishments**

People (General) : 3,800

**Actual Accomplishments**

*Number assisted:*

	Owner		Renter		Total		Person	
	Total	Hispanic	Total	Hispanic	Total	Hispanic	Total	Hispanic
White:	0	0	0	0	0	0	62	27
Black/African American:	0	0	0	0	0	0	32	1
Asian:	0	0	0	0	0	0	3	0
American Indian/Alaskan Native:	0	0	0	0	0	0	0	0
Native Hawaiian/Other Pacific Islander:	0	0	0	0	0	0	0	0
American Indian/Alaskan Native & White:	0	0	0	0	0	0	0	0



U.S. Department of Housing and Urban Development  
 Office of Community Planning and Development  
 Integrated Disbursement and Information System  
 CDBG Activity Summary Report (GPR) for Program Year 2023  
 FORT WORTH

Date: 20-Dec-2024  
 Time: 16:29  
 Page: 145

Asian White:	0	0	0	0	0	0	2	0
Black/African American & White:	0	0	0	0	0	0	1	0
American Indian/Alaskan Native & Black/African American:	0	0	0	0	0	0	1	0
Other multi-racial:	0	0	0	0	0	0	2	2
Asian/Pacific Islander:	0	0	0	0	0	0	0	0
Hispanic:	0	0	0	0	0	0	0	0
<b>Total:</b>	<b>0</b>	<b>0</b>	<b>0</b>	<b>0</b>	<b>0</b>	<b>0</b>	<b>103</b>	<b>30</b>

Female-headed Households: 0 0 0 0

*Income Category:*

	<b>Owner</b>	<b>Renter</b>	<b>Total</b>	<b>Person</b>
Extremely Low	0	0	0	55
Low Mod	0	0	0	31
Moderate	0	0	0	13
Non Low Moderate	0	0	0	4
Total	0	0	0	103
Percent Low/Mod				96.1%

**Annual Accomplishments**

<b>Years</b>	<b>Accomplishment Narrative</b>	<b># Benefitting</b>
2023	<p>Cancer Care Services provided free, comprehensive support to low-income cancer patients, survivors, and caregivers. Their services included financial assistance for health insurance, medications, nutrition, and crisis needs, as well as help with medical billing and insurance issues. They offered case management and advocated for clients, assistance with healthcare navigation, treatment costs, and other cancer-related challenges.</p> <p>The Agency expended 100% of their CDBG funds in the amount of \$50,000 between October 1, 2023 to September 30, 2024, to pay for a percentage of salaries of two full-time employees: the VP of Operations and the Client Program Manager.</p> <p>Cancer Care Services operated from their main office located at 623 South Henderson Street, Fort Worth, TX 76116 with office hours from 8 a.m. to 5 p.m., Monday through Friday, and flexible schedules for field staff to meet client needs.</p> <p>The Agency's client goal was to serve 100 unduplicated clients; however, the Agency surpassed their goal serving 132 unduplicated clients during the contract year.</p>	



U.S. Department of Housing and Urban Development  
 Office of Community Planning and Development  
 Integrated Disbursement and Information System  
 CDBG Activity Summary Report (GPR) for Program Year 2023  
 FORT WORTH

Date: 20-Dec-2024  
 Time: 16:29  
 Page: 146

**PGM Year:** 2023  
**Project:** 0010 - 23-24 Aging In Place  
**IDIS Activity:** 7809 - 23-24 Meals On Wheels - Nutrition Program {105148-991932}

Status: Completed 10/30/2024 1:39:28 PM      Objective: Create suitable living environments  
 Location: 5740 Airport Fwy Fort Worth, TX 76117-6005      Outcome: Availability/accessibility  
 Matrix Code: Services for Persons with Disabilities      National Objective: LMC (05B)

**Activity to prevent, prepare for, and respond to Coronavirus:** No

**Initial Funding Date:** 10/04/2023

**Description:**  
 PSA Aging In Place programs will serve older adults providing access to resources needed to age in their homes, while maintaining both their independence and quality of life. Meals on Wheels (Nutrition Program): Portion of the cost of meals provided for homebound elderly and disabled Fort Worth residents who meet eligibility requirements. Meals on Wheels of Tarrant County (Nutrition Program): Provides home-delivered meals, supplemental nutrition, and congregate meals to disadvantaged older adults in Fort Worth. Community needs to be addressed are malnutrition, food insecurity, social isolation, and poor mental and physical health. The Meals On Wheels Nutrition Program provides home-delivered meals, supplemental nutrition, and congregate meals to disadvantaged older adults in Fort Worth. Community needs to be addressed are malnutrition, food insecurity, social isolation, and poor mental and physical health

**Financing**

	Fund Type	Grant Year	Grant	Funded Amount	Drawn In Program Year	Drawn Thru Program Year
CDBG	EN	2023	B23MC480010	\$75,000.00	\$75,000.00	\$75,000.00
<b>Total</b>	<b>Total</b>			<b>\$75,000.00</b>	<b>\$75,000.00</b>	<b>\$75,000.00</b>

**Proposed Accomplishments**

People (General) : 3,200

**Actual Accomplishments**

Number assisted:

	Owner		Renter		Total		Person	
	Total	Hispanic	Total	Hispanic	Total	Hispanic	Total	Hispanic
White:	0	0	0	0	0	0	113	25
Black/African American:	0	0	0	0	0	0	77	0
Asian:	0	0	0	0	0	0	1	0
American Indian/Alaskan Native:	0	0	0	0	0	0	0	0
Native Hawaiian/Other Pacific Islander:	0	0	0	0	0	0	0	0
American Indian/Alaskan Native & White:	0	0	0	0	0	0	0	0
Asian White:	0	0	0	0	0	0	0	0
Black/African American & White:	0	0	0	0	0	0	0	0
American Indian/Alaskan Native & Black/African American:	0	0	0	0	0	0	0	0
Other multi-racial:	0	0	0	0	0	0	0	0





U.S. Department of Housing and Urban Development  
 Office of Community Planning and Development  
 Integrated Disbursement and Information System  
 CDBG Activity Summary Report (GPR) for Program Year 2023  
 FORT WORTH

Date: 20-Dec-2024  
 Time: 16:29  
 Page: 147

Asian/Pacific Islander:	0	0	0	0	0	0	0	0
Hispanic:	0	0	0	0	0	0	0	0
<b>Total:</b>	<b>0</b>	<b>0</b>	<b>0</b>	<b>0</b>	<b>0</b>	<b>0</b>	<b>191</b>	<b>25</b>
Female-headed Households:	0		0		0			

*Income Category:*

	<b>Owner</b>	<b>Renter</b>	<b>Total</b>	<b>Person</b>
Extremely Low	0	0	0	151
Low Mod	0	0	0	39
Moderate	0	0	0	1
Non Low Moderate	0	0	0	0
Total	0	0	0	191
Percent Low/Mod				100.0%

**Annual Accomplishments**

<b>Years</b>	<b>Accomplishment Narrative</b>	<b># Benefitting</b>
2023	<p>Meals on Wheels provided home-delivered fresh noontime, breakfast, weekend, frozen, and congregate meals to elderly, homebound, disabled, and food-insecure older adults living in Fort Worth. Meals are prepared and distributed by the agency.</p> <p>From October 1, 2023, to September 30, 2024, the City of Fort Worth reimbursed the agency \$75,000.00, resulting in a balance of \$0.</p> <p>CDBG funds were used to pay for a portion of the cost of meals provided to elderly, homebound, disabled, and food-insecure older adults living in Fort Worth.</p> <p>Location - The agency's main office is located at 5740 Airport Freeway, Fort Worth, TX 76117. Office hours are Monday through Thursday, 8:00 a.m. to 4:30 p.m., and Friday, 8:00 a.m. to 3:30 p.m.</p> <p>The agency served 191 unduplicated clients during the contract year.</p>	



U.S. Department of Housing and Urban Development  
 Office of Community Planning and Development  
 Integrated Disbursement and Information System  
 CDBG Activity Summary Report (GPR) for Program Year 2023  
 FORT WORTH

Date: 20-Dec-2024  
 Time: 16:29  
 Page: 148

**PGM Year:** 2023  
**Project:** 0010 - 23-24 Aging In Place  
**IDIS Activity:** 7810 - 23-24 Guardianship Services {105148-9919D1}  
**Status:** Completed 10/30/2024 1:34:26 PM  
**Location:** 1125 College Ave Fort Worth, TX 76104-4514  
**Objective:** Create economic opportunities  
**Outcome:** Availability/accessibility  
**Matrix Code:** Senior Services (05A) **National Objective:** LMC

**Activity to prevent, prepare for, and respond to Coronavirus:** No

**Initial Funding Date:** 10/04/2023

**Description:**  
 PSA Aging In Place programs will serve older adults providing access to resources needed to age in their homes, while maintaining both their independence and quality of life. Guardianship Services (Money Smart+): Workshops designed to fight the epidemic of fraud and exploitation of seniors using the evidence-based Money Smart for Older Adults curriculum. Guardianship Services: Program staff salaries, Facility Operations, Legal. Program Overview: GSIs Financial Exploitation Prevention (now Money Smart +) workshops are designed to fight the epidemic of fraud and exploitation of seniors using the evidence-based Money Smart for Older Adults curriculum. The workshop series provides knowledge, skills and aptitudes older residents need to avoid fraud or financial exploitation and manage their limited incomes well. Workshops also build vulnerable seniors confidence in their ability to manage money and introduce them to a trusted source of ongoing help and support: GSI.

**Financing**

	Fund Type	Grant Year	Grant	Funded Amount	Drawn In Program Year	Drawn Thru Program Year
CDBG	EN	2023	B23MC480010	\$92,842.00	\$92,842.00	\$92,842.00
<b>Total</b>	<b>Total</b>			<b>\$92,842.00</b>	<b>\$92,842.00</b>	<b>\$92,842.00</b>

**Proposed Accomplishments**

People (General) : 185

**Actual Accomplishments**

Number assisted:

	Owner		Renter		Total		Person	
	Total	Hispanic	Total	Hispanic	Total	Hispanic	Total	Hispanic
White:	0	0	0	0	0	0	84	68
Black/African American:	0	0	0	0	0	0	104	0
Asian:	0	0	0	0	0	0	1	0
American Indian/Alaskan Native:	0	0	0	0	0	0	1	0
Native Hawaiian/Other Pacific Islander:	0	0	0	0	0	0	0	0
American Indian/Alaskan Native & White:	0	0	0	0	0	0	2	0
Asian White:	0	0	0	0	0	0	1	0
Black/African American & White:	0	0	0	0	0	0	9	0
American Indian/Alaskan Native & Black/African American:	0	0	0	0	0	0	0	0



U.S. Department of Housing and Urban Development  
 Office of Community Planning and Development  
 Integrated Disbursement and Information System  
 CDBG Activity Summary Report (GPR) for Program Year 2023  
 FORT WORTH

Date: 20-Dec-2024  
 Time: 16:29  
 Page: 149

Other multi-racial:	0	0	0	0	0	0	4	0
Asian/Pacific Islander:	0	0	0	0	0	0	0	0
Hispanic:	0	0	0	0	0	0	0	0
<b>Total:</b>	<b>0</b>	<b>0</b>	<b>0</b>	<b>0</b>	<b>0</b>	<b>0</b>	<b>206</b>	<b>68</b>

Female-headed Households: 0 0 0 0

*Income Category:*

	<b>Owner</b>	<b>Renter</b>	<b>Total</b>	<b>Person</b>
Extremely Low	0	0	0	0
Low Mod	0	0	0	206
Moderate	0	0	0	0
Non Low Moderate	0	0	0	0
Total	0	0	0	206
Percent Low/Mod				100.0%

**Annual Accomplishments**



U.S. Department of Housing and Urban Development  
 Office of Community Planning and Development  
 Integrated Disbursement and Information System  
 CDBG Activity Summary Report (GPR) for Program Year 2023  
 FORT WORTH

Date: 20-Dec-2024  
 Time: 16:29  
 Page: 150

Years	Accomplishment Narrative	# Benefitting
2023	<p>The Program provided residents of Fort Worth who are 62 years of age and older financial literacy education for the Prevention of Elder Financial Exploitation. Guardianship Services, Inc. (GSI) provided one-on-one education to help eligible participants avoid frauds and scams targeting older residents in Fort Worth. (GSI) provided a series of workshops during the contract period in nineteen community centers or other community locations throughout Fort Worth. GSI used these sessions to instruct the audience on the prevalence and types of financial exploitation, as well as how to avoid and report financial exploitation. Individuals requiring extensive assistance were referred to partnering agencies or GSI's money management program for case management. All training materials and workbooks for each participant were provided to them. Participants were given a pretest at entry and post-test at program exit.</p> <p>CDBG Funds were used to pay for a percentage of salaries and FICA for program employees.</p> <p>Program services were available at the following locations:  Monday through Saturday from 8:00 a.m. to 5:00 p.m.  Locations</p> <ul style="list-style-type: none"> <li>Atatiana Carr-Jefferson Center (formerly Hillside CC), 1201 E Maddox Ave, Fort Worth, TX 76104</li> <li>Victory Forest Community Center, 3427 Hemphill St, Fort Worth, TX 76110</li> <li>Linwood Square Apartments, 3201 Sondra Dr #125, Fort Worth, TX 76107</li> <li>Worth Heights Community Center, 3551 New York Ave, Fort Worth, TX 76110</li> <li>MLK Community Center, 5565 Truman Dr, Fort Worth, TX 76112</li> <li>North Side Community Center, 1100 NW 18th St, Fort Worth, TX 76164</li> <li>North Tri-Ethnic Community Center, 2950 Roosevelt Ave, Fort Worth, TX 76106</li> <li>Diamond Hill Community Center, 1701 NE 36th St, Fort Worth, TX 76106</li> <li>Como Community Center, 4660 Horne St, Fort Worth, TX 76107</li> <li>Eugene McCray Community Center, 4932 Wilbarger St, Fort Worth, TX 76119</li> <li>Handley Meadowbrook Community Center, 6201 Beaty St, Fort Worth, TX 76112</li> <li>Chisholm Trail Community Center, 4936 McPherson Blvd, Fort Worth, TX 76123</li> <li>Andrew Doc Session Community, 201 S Sylvania Ave, Fort Worth, TX 76111</li> <li>Salvation Army Friendship House, 1901 E Seminary Dr, Fort Worth, TX 76119</li> </ul> <p>If the program was provided virtually, Program services were available via telephone or email: Monday through Friday from 8:00 a.m. to 5:00 p.m.</p> <p>Agency's office is located at 1125 College Avenue, Fort Worth, TX 76104 with operating hours of 8:00 a.m. to 5:00 p.m., Monday through Friday.</p> <p>The Agency served 203 unduplicated clients during the contract year.</p> <p>From October 1, 2023 to September 30, 2024, the City of Fort Worth reimbursed the agency \$ 92,842.00, resulting in a balance of \$ 7,158.00, which will be returned to unprogrammed funds.</p>	



U.S. Department of Housing and Urban Development  
 Office of Community Planning and Development  
 Integrated Disbursement and Information System  
 CDBG Activity Summary Report (GPR) for Program Year 2023  
 FORT WORTH

Date: 20-Dec-2024  
 Time: 16:29  
 Page: 151

**PGM Year:** 2018  
**Project:** 0012 - 18-19 Neighborhood Revitalization  
**IDIS Activity:** 7832 - Lake Como Bandalong {101785-9919N1}

**Status:** Completed 11/27/2023 12:00:00 AM  
**Location:** 3401 Lake Como Dr Fort Worth, TX 76107-6022

**Objective:** Create suitable living environments  
**Outcome:** Sustainability  
**Matrix Code:** Other Public Improvements Not Listed  
**National Objective:** LMA  
 in 03A-03S (03Z)

**Activity to prevent, prepare for, and respond to Coronavirus:** No

**Initial Funding Date:** 10/04/2023

**Description:**

Funds will be used to purchase and install a Bandalong Litter Trap.  
 This is a floating device installed at strategic locations along waterways to collect and retain floating litter and other debris.  
 The system operates silently without any mechanical assistance, capturing and retaining debris for removal and disposal.

**Financing**

	Fund Type	Grant Year	Grant	Funded Amount	Drawn In Program Year	Drawn Thru Program Year
CDBG	EN	2018	B18MC480010	\$12,456.93	\$0.00	\$12,456.93
		2019	B19MC480010	\$45,127.79	\$0.00	\$45,127.79
<b>Total</b>	<b>Total</b>			<b>\$57,584.72</b>	<b>\$0.00</b>	<b>\$57,584.72</b>

**Proposed Accomplishments**

Public Facilities : 1  
 Total Population in Service Area: 4,640  
 Census Tract Percent Low / Mod: 82.00

**Annual Accomplishments**

Years	Accomplishment Narrative	# Benefitting
2022	CDBG funds were used for partial payment towards the purchase and installation of a Bandalong Litter Trap. This is a floating device installed at strategic locations along waterways to collect and retain floating litter and other debris. The system operates silently without any mechanical assistance, capturing and retaining debris for removal and disposal. The Bandalong was installed at Lake Como Park. CDBG funds expended were \$57,584.72.	



U.S. Department of Housing and Urban Development  
 Office of Community Planning and Development  
 Integrated Disbursement and Information System  
 CDBG Activity Summary Report (GPR) for Program Year 2023  
 FORT WORTH

Date: 20-Dec-2024  
 Time: 16:29  
 Page: 152

**PGM Year:** 2019  
**Project:** 0006 - 19-20 Poverty Reduction Programs  
**IDIS Activity:** 7834 - 19-20 Tarrant Area Food Bank RED Bus Program {102718-9919D9}  
**Status:** Open **Objective:** Create economic opportunities  
**Location:** 2600 Cullen St Fort Worth, TX 76107-1302 **Outcome:** Affordability  
**Matrix Code:** Food Banks (05W) **National Objective:** LMA

**Activity to prevent, prepare for, and respond to Coronavirus:** Yes

**Initial Funding Date:** 11/01/2023

**Description:**

The RED Bus Program will take the food bank's service directly to those most in need. At the heart of the program is a mobile service delivery unit - a specialty built vehicle, which provides space for the display of grocery items and office space for staff. Utilizing this vehicle, TAFB will provide (1) emergency food distribution; (2) nutrition education; and (3) assistance for enrollment of eligible families into federal benefits programs such as SNAP, TANF, CHIP and Medicaid.

**Financing**

	Fund Type	Grant Year	Grant	Funded Amount	Drawn In Program Year	Drawn Thru Program Year
CDBG	EN	2020	B20MW480010	\$242,000.00	\$97,563.80	\$112,369.82
<b>Total</b>	<b>Total</b>			<b>\$242,000.00</b>	<b>\$97,563.80</b>	<b>\$112,369.82</b>

**Proposed Accomplishments**

People (General) : 6,000

**Annual Accomplishments**

No data returned for this view. This might be because the applied filter excludes all data.



U.S. Department of Housing and Urban Development  
 Office of Community Planning and Development  
 Integrated Disbursement and Information System  
 CDBG Activity Summary Report (GPR) for Program Year 2023  
 FORT WORTH

Date: 20-Dec-2024  
 Time: 16:29  
 Page: 153

**PGM Year:** 2020  
**Project:** 0012 - 20-21 CDBG Homeless Services  
**IDIS Activity:** 7843 - 20-21 Presbyterian Night Shelter of Tarrant County - Moving Home Program {103166-991924}  
**Status:** Open **Objective:** Create economic opportunities  
**Location:** 1513 E Presidio St Fort Worth, TX 76102-6735 **Outcome:** Sustainability  
**Matrix Code:** Employment Training (05H) **National Objective:** LMC

**Activity to prevent, prepare for, and respond to Coronavirus:** Yes

**Initial Funding Date:** 12/30/2023

**Description:**

The Program will provide homeless single men and women with case management services while in the shelter and a 60 day follow up once the clients are housed. Clients will meet with case managers on a bi-weekly basis to develop and work a service plan designed to reduce the barriers to permanent housing. Follow up is completed upon successful move-out by phone calls at 30 and 60 days from program exit. CDBG-CV funds will be used to pay Program Staff salaries and benefits for case management. Agency Program services will be available at 1513 E. Presidio St., Fort Worth, TX 76102, Monday through Friday, 8:00 AM to 5:00 PM.

**Financing**

	Fund Type	Grant Year	Grant	Funded Amount	Drawn In Program Year	Drawn Thru Program Year
CDBG	EN	2020	B20MW480010	\$290,000.00	\$219,241.78	\$219,241.78
<b>Total</b>	<b>Total</b>			<b>\$290,000.00</b>	<b>\$219,241.78</b>	<b>\$219,241.78</b>

**Proposed Accomplishments**

People (General) : 750

**Actual Accomplishments**

Number assisted:

	Owner		Renter		Total		Person	
	Total	Hispanic	Total	Hispanic	Total	Hispanic	Total	Hispanic
White:	0	0	0	0	0	0	409	22
Black/African American:	0	0	0	0	0	0	503	2
Asian:	0	0	0	0	0	0	4	0
American Indian/Alaskan Native:	0	0	0	0	0	0	2	0
Native Hawaiian/Other Pacific Islander:	0	0	0	0	0	0	1	0
American Indian/Alaskan Native & White:	0	0	0	0	0	0	0	0
Asian White:	0	0	0	0	0	0	1	0
Black/African American & White:	0	0	0	0	0	0	7	0
American Indian/Alaskan Native & Black/African American:	0	0	0	0	0	0	1	0
Other multi-racial:	0	0	0	0	0	0	91	19



U.S. Department of Housing and Urban Development  
 Office of Community Planning and Development  
 Integrated Disbursement and Information System  
 CDBG Activity Summary Report (GPR) for Program Year 2023  
 FORT WORTH

Date: 20-Dec-2024  
 Time: 16:29  
 Page: 154

Asian/Pacific Islander:	0	0	0	0	0	0	0	0
Hispanic:	0	0	0	0	0	0	0	0
<b>Total:</b>	<b>0</b>	<b>0</b>	<b>0</b>	<b>0</b>	<b>0</b>	<b>0</b>	<b>1,019</b>	<b>43</b>
Female-headed Households:	0		0		0			

*Income Category:*

	<b>Owner</b>	<b>Renter</b>	<b>Total</b>	<b>Person</b>
Extremely Low	0	0	0	944
Low Mod	0	0	0	72
Moderate	0	0	0	3
Non Low Moderate	0	0	0	0
Total	0	0	0	1,019
Percent Low/Mod				100.0%

**Annual Accomplishments**

<b>Years</b>	<b>Accomplishment Narrative</b>	<b># Benefiting</b>
2023	<p>Presbyterian Night Shelter, Emergency Shelter and Case Management: The Program provides homeless persons access to emergency shelter services including food, clothing, showers and basic toiletries. Case Management is also available on-site.</p> <p>Program services are available 24 hours a day, 7 days a week,</p> <p>Services were available at:            Menâ€™s Shelter            2400 Cypress St, Fort Worth, TX 76102            Womenâ€™s Shelter            2401 Cypress St, Fort Worth, TX 76102            The Morris Foundation for Women &amp; Children</p> <p>Agencyâ€™s shelters provided services 24 hours a day, 365 days a year. Case management services were available Monday through Friday, 9:00 a.m. to 8:00 p.m., and Saturdays, 9:00 a.m. to 5:00 p.m. From July 1, 2023 to September 30, 2024, the City of Fort Worth has reimbursed the agency \$219,241.78 in CDBG Reallocated Funds, which is about 76% of the funds, as of September 30, 2024.</p> <p>CDBG CV3 Reallocated funds were used to pay for a percentage of salaries and fringe benefits for Program employees involved in the daily operations of the shelters. The Agency has served 1019 unduplicated clients to date for the 4th Quarter and surpassed the milestones of serving a total of 750 clients for the entirety of the contract during May of 2024.</p>	





U.S. Department of Housing and Urban Development  
 Office of Community Planning and Development  
 Integrated Disbursement and Information System  
 CDBG Activity Summary Report (GPR) for Program Year 2023  
 FORT WORTH

Date: 20-Dec-2024  
 Time: 16:29  
 Page: 155

**PGM Year:** 2019  
**Project:** 0019 - CDBG CV-Support programming for Aging-In-Place  
**IDIS Activity:** 7856 - 19-20 CDBG-CV3 Meals On Wheels - Transportation Program {103166-9919U6}  
**Status:** Open **Objective:** Create suitable living environments  
**Location:** 5740 Airport Fwy Fort Worth, TX 76117-6005 **Outcome:** Availability/accessibility  
**Matrix Code:** Services for Persons with Disabilities **National Objective:** LMC (05B)

**Activity to prevent, prepare for, and respond to Coronavirus:** Yes

**Initial Funding Date:** 05/14/2024

**Description:**

The Program will provide transportation services to and from home to adult activity centers. Transit will also be provided to the bank, grocery stores, barberstyling salon appointments, pharmacy, out to eat, social outings, and other errands of this nature. The individual must be on our Nutrition program and receive congregate meals, home-delivered meals or supplemental nutrition. This service is primarily to provide congregate clients transportation to and from adult activity centers for meals and activities. Client must provide a verifiable ID that shows they have Fort Worth residency. Documentation is acquired at client intake and this is when we obtain required signatures. Activity Center Directors, case managers, trained volunteers, the Activity Center Program Coordinator, or other staff may facilitate the intake process. Residency is verified through Tarrant Appraisal District (TAD) by the Activity Center Program Coordinator. CDBG Funds will be used to pay for the cost of one-way trips provided to elderly Fort Worth residents. Cost for the transit service shall be the same as the rate charged to the Agency by the vendor or subcontractor. Agency's office is located at 5740 Airport Freeway, Fort Worth, TX 76117. Office hours are Monday through Thursday, 8:00 a.m. to 4:30 p.m. and Friday, 8:00 a.m. to 3:30 p.m. Services will be provided citywide at eligible clients' homes.

**Financing**

	Fund Type	Grant Year	Grant	Funded Amount	Drawn In Program Year	Drawn Thru Program Year
CDBG	EN	2020	B20MW480010	\$350,000.00	\$211,830.64	\$211,830.64
<b>Total</b>	<b>Total</b>			<b>\$350,000.00</b>	<b>\$211,830.64</b>	<b>\$211,830.64</b>

**Proposed Accomplishments**

People (General) : 500

**Actual Accomplishments**

Number assisted:

	Owner		Renter		Total		Person	
	Total	Hispanic	Total	Hispanic	Total	Hispanic	Total	Hispanic
White:	0	0	0	0	0	0	43	14
Black/African American:	0	0	0	0	0	0	56	4
Asian:	0	0	0	0	0	0	2	0



U.S. Department of Housing and Urban Development  
 Office of Community Planning and Development  
 Integrated Disbursement and Information System  
 CDBG Activity Summary Report (GPR) for Program Year 2023  
 FORT WORTH

Date: 20-Dec-2024  
 Time: 16:29  
 Page: 156

American Indian/Alaskan Native:	0	0	0	0	0	0	0	0
Native Hawaiian/Other Pacific Islander:	0	0	0	0	0	0	0	0
American Indian/Alaskan Native & White:	0	0	0	0	0	0	0	0
Asian White:	0	0	0	0	0	0	0	0
Black/African American & White:	0	0	0	0	0	0	0	0
American Indian/Alaskan Native & Black/African American:	0	0	0	0	0	0	0	0
Other multi-racial:	0	0	0	0	0	0	0	0
Asian/Pacific Islander:	0	0	0	0	0	0	0	0
Hispanic:	0	0	0	0	0	0	0	0
<b>Total:</b>	<b>0</b>	<b>0</b>	<b>0</b>	<b>0</b>	<b>0</b>	<b>0</b>	<b>101</b>	<b>18</b>
Female-headed Households:	0		0		0			

*Income Category:*

	<b>Owner</b>	<b>Renter</b>	<b>Total</b>	<b>Person</b>
Extremely Low	0	0	0	51
Low Mod	0	0	0	50
Moderate	0	0	0	0
Non Low Moderate	0	0	0	0
Total	0	0	0	101
Percent Low/Mod				100.0%

**Annual Accomplishments**

<b>Years</b>	<b>Accomplishment Narrative</b>	<b># Benefiting</b>
2023	<p>Meals on Wheels provides transportation services to and from congregate meal sites, and related social activities with other Adult Activity Center (AAC) participants. Program participants are older adults 62+, who are food insecure and lack access to adequate nutrition, and will benefit from the social aspect of the program. The aim is to reduce social isolation while meeting basic nutritional needs of disadvantaged older adults in Fort Worth.</p> <p>From March 1, 2024 to September 30, 2024, the City of Fort Worth reimbursed the agency \$211,830.64 in CDBG-CV3 funds.</p> <p>The CDBG-CV3 funds were used to pay for daily rides for Seniors. The Agency served 101 unduplicated clients during the contract year.</p>	



U.S. Department of Housing and Urban Development  
 Office of Community Planning and Development  
 Integrated Disbursement and Information System  
 CDBG Activity Summary Report (GPR) for Program Year 2023  
 FORT WORTH

Date: 20-Dec-2024  
 Time: 16:29  
 Page: 157

**PGM Year:** 2021  
**Project:** 0011 - 21-22 Neighborhood Revitalization  
**IDIS Activity:** 7861 - 21-22 Bunche Park Improvements - Phase III {103708-991920}

Status: Open Objective: Create suitable living environments  
 Location: 5600 Ramey Avenue Fort Worth, TX 76112 Outcome: Availability/accessibility  
 Matrix Code: Parks, Recreational Facilities (03F) National Objective: LMA

**Activity to prevent, prepare for, and respond to Coronavirus:** No

**Initial Funding Date:** 09/13/2024

**Description:**

Funds to be used for the development of Bunche Park, Phase III, to include, but are not limited to, installation of a pavilion and sidewalks connecting different features. The volleyball court installed in Phase II will be relocated so that the pavilion can be installed closer to the entry to the park making it more accessible to all regardless of mobility. The CDBG funding will provide funds for architectural and engineering costs, a topographical survey, and construction of improvements to the park. Additionally, the CDBG funding may also provide for the cost of construction inspections and/or a portion of other salary costs for the project. Bunche Park is located in Council District 5 and Phase III will benefit low-to-moderate income persons.

**Financing**

	Fund Type	Grant Year	Grant	Funded Amount	Drawn In Program Year	Drawn Thru Program Year
CDBG	EN	2021	B21MC480010	\$512,009.00	\$0.00	\$0.00
<b>Total</b>	<b>Total</b>			<b>\$512,009.00</b>	<b>\$0.00</b>	<b>\$0.00</b>

**Proposed Accomplishments**

Public Facilities : 4,895  
 Total Population in Service Area: 6,135  
 Census Tract Percent Low / Mod: 70.99

**Annual Accomplishments**

No data returned for this view. This might be because the applied filter excludes all data.



U.S. Department of Housing and Urban Development  
Office of Community Planning and Development  
Integrated Disbursement and Information System  
CDBG Activity Summary Report (GPR) for Program Year 2023  
FORT WORTH

Date: 20-Dec-2024

Time: 16:29

Page: 158

---

<b>Total Funded Amount:</b>	<b>\$28,008,309.21</b>
<b>Total Drawn Thru Program Year:</b>	<b>\$25,379,898.50</b>
<b>Total Drawn In Program Year:</b>	<b>\$10,320,020.75</b>



Office of Community Planning and Development  
 U.S. Department of Housing and Urban Development  
 Integrated Disbursement and Information System  
 PR26 - CDBG Financial Summary Report  
 Program Year 2023  
 FORT WORTH , TX

DATE: 12-20-24  
 TIME: 16:36  
 PAGE: 1

PART I : SUMMARY OF CDBG RESOURCES

01 UNEXPENDED CDBG FUNDS AT END OF PREVIOUS PROGRAM YEAR	6,878,907.83
02 ENTITLEMENT GRANT	6,994,785.00
03 SURPLUS URBAN RENEWAL	0.00
04 SECTION 108 GUARANTEED LOAN FUNDS	0.00
05 CURRENT YEAR PROGRAM INCOME	24,494.15
05a CURRENT YEAR SECTION 108 PROGRAM INCOME (FOR SI TYPE)	0.00
06 FUNDS RETURNED TO THE LINE-OF-CREDIT	0.00
06a FUNDS RETURNED TO THE LOCAL CDBG ACCOUNT	0.00
07 ADJUSTMENT TO COMPUTE TOTAL AVAILABLE	0.00
08 TOTAL AVAILABLE (SUM, LINES 01-07)	13,898,186.98

PART II : SUMMARY OF CDBG EXPENDITURES

09 DISBURSEMENTS OTHER THAN SECTION 108 REPAYMENTS AND PLANNING/ADMINISTRATION	7,902,276.74
10 ADJUSTMENT TO COMPUTE TOTAL AMOUNT SUBJECT TO LOW/MOD BENEFIT	0.00
11 AMOUNT SUBJECT TO LOW/MOD BENEFIT (LINE 09 + LINE 10)	7,902,276.74
12 DISBURSED IN IDIS FOR PLANNING/ADMINISTRATION	1,335,486.17
13 DISBURSED IN IDIS FOR SECTION 108 REPAYMENTS	0.00
14 ADJUSTMENT TO COMPUTE TOTAL EXPENDITURES	0.00
15 TOTAL EXPENDITURES (SUM, LINES 11-14)	9,237,762.91
16 UNEXPENDED BALANCE (LINE 08 - LINE 15)	4,660,424.07

PART III : LOWMOD BENEFIT THIS REPORTING PERIOD

17 EXPENDED FOR LOW/MOD HOUSING IN SPECIAL AREAS	0.00
18 EXPENDED FOR LOW/MOD MULTI-UNIT HOUSING	0.00
19 DISBURSED FOR OTHER LOW/MOD ACTIVITIES	7,902,276.74
20 ADJUSTMENT TO COMPUTE TOTAL LOW/MOD CREDIT	0.00
21 TOTAL LOW/MOD CREDIT (SUM, LINES 17-20)	7,902,276.74
22 PERCENT LOW/MOD CREDIT (LINE 21/LINE 11)	100.00%

LOW/MOD BENEFIT FOR MULTI-YEAR CERTIFICATIONS

23 PROGRAM YEARS(PY) COVERED IN CERTIFICATION	PY: PY: PY:
24 CUMULATIVE NET EXPENDITURES SUBJECT TO LOW/MOD BENEFIT CALCULATION	0.00
25 CUMULATIVE EXPENDITURES BENEFITING LOW/MOD PERSONS	0.00
26 PERCENT BENEFIT TO LOW/MOD PERSONS (LINE 25/LINE 24)	0.00%

PART IV : PUBLIC SERVICE (PS) CAP CALCULATIONS

27 DISBURSED IN IDIS FOR PUBLIC SERVICES	1,032,567.19
28 PS UNLIQUIDATED OBLIGATIONS AT END OF CURRENT PROGRAM YEAR	0.00
29 PS UNLIQUIDATED OBLIGATIONS AT END OF PREVIOUS PROGRAM YEAR	1,434.16
30 ADJUSTMENT TO COMPUTE TOTAL PS OBLIGATIONS	0.00
31 TOTAL PS OBLIGATIONS (LINE 27 + LINE 28 - LINE 29 + LINE 30)	1,031,133.03
32 ENTITLEMENT GRANT	6,994,785.00
33 PRIOR YEAR PROGRAM INCOME	261,973.96
34 ADJUSTMENT TO COMPUTE TOTAL SUBJECT TO PS CAP	0.00
35 TOTAL SUBJECT TO PS CAP (SUM, LINES 32-34)	7,256,758.96
36 PERCENT FUNDS OBLIGATED FOR PS ACTIVITIES (LINE 31/LINE 35)	14.21%

PART V : PLANNING AND ADMINISTRATION (PA) CAP

37 DISBURSED IN IDIS FOR PLANNING/ADMINISTRATION	1,335,486.17
38 PA UNLIQUIDATED OBLIGATIONS AT END OF CURRENT PROGRAM YEAR	0.00
39 PA UNLIQUIDATED OBLIGATIONS AT END OF PREVIOUS PROGRAM YEAR	0.00
40 ADJUSTMENT TO COMPUTE TOTAL PA OBLIGATIONS	0.00
41 TOTAL PA OBLIGATIONS (LINE 37 + LINE 38 - LINE 39 +LINE 40)	1,335,486.17
42 ENTITLEMENT GRANT	6,994,785.00
43 CURRENT YEAR PROGRAM INCOME	24,494.15
44 ADJUSTMENT TO COMPUTE TOTAL SUBJECT TO PA CAP	0.00
45 TOTAL SUBJECT TO PA CAP (SUM, LINES 42-44)	7,019,279.15
46 PERCENT FUNDS OBLIGATED FOR PA ACTIVITIES (LINE 41/LINE 45)	19.03%



Office of Community Planning and Development  
 U.S. Department of Housing and Urban Development  
 Integrated Disbursement and Information System  
 PR26 - CDBG Financial Summary Report  
 Program Year 2023  
 FORT WORTH , TX

DATE: 12-20-24  
 TIME: 16:36  
 PAGE: 2

LINE 17 DETAIL: ACTIVITIES TO CONSIDER IN DETERMINING THE AMOUNT TO ENTER ON LINE 17

No data returned for this view. This might be because the applied filter excludes all data.

LINE 18 DETAIL: ACTIVITIES TO CONSIDER IN DETERMINING THE AMOUNT TO ENTER ON LINE 18

No data returned for this view. This might be because the applied filter excludes all data.

LINE 19 DETAIL: ACTIVITIES INCLUDED IN THE COMPUTATION OF LINE 19

Plan Year	IDIS Project	IDIS Activity	Voucher Number	Activity Name	Matrix Code	National Objective	Drawn Amount
2022	7	7767	6880791	Casa de los Suenos/Fort Worth Housing Solutions	01	LMA	\$50,000.00
					01	Matrix Code	\$50,000.00
2019	12	7603	6862604	19-20 Salvation Army Shelter Rehabilitation Project	03C	LMC	\$32,845.76
2019	12	7603	6868849	19-20 Salvation Army Shelter Rehabilitation Project	03C	LMC	\$158,004.29
2019	12	7603	6880794	19-20 Salvation Army Shelter Rehabilitation Project	03C	LMC	\$78,540.77
2019	12	7603	6902183	19-20 Salvation Army Shelter Rehabilitation Project	03C	LMC	\$126,316.18
2019	12	7603	6918943	19-20 Salvation Army Shelter Rehabilitation Project	03C	LMC	\$202,443.59
2019	12	7603	6918945	19-20 Salvation Army Shelter Rehabilitation Project	03C	LMC	\$43,182.54
2019	12	7603	6937327	19-20 Salvation Army Shelter Rehabilitation Project	03C	LMC	\$50,000.00
					03C	Matrix Code	\$691,333.13
2019	5	7758	6862612	Worth Heights Community Center--ADA Improvements {102361-9919Q2}	03E	LMA	\$5,734.48
					03E	Matrix Code	\$5,734.48
2020	7	7688	6902165	20-21 Stop Six CNI - Cowan Place Senior Housing Development {103020-991983}	03J	LMA	\$5,000.00
2020	7	7688	6954367	20-21 Stop Six CNI - Cowan Place Senior Housing Development {103020-991983}	03J	LMA	\$45,000.00
					03J	Matrix Code	\$50,000.00
2020	11	7750	6862614	20-21 Ripy Street Reconstruction Project {103020-A01912; 103708-A01912}	03K	LMA	\$34,942.56
2020	11	7750	6862615	20-21 Ripy Street Reconstruction Project {103020-A01912; 103708-A01912}	03K	LMA	\$348,688.56
2020	11	7750	6900754	20-21 Ripy Street Reconstruction Project {103020-A01912; 103708-A01912}	03K	LMA	\$57,793.12
2020	11	7750	6900757	20-21 Ripy Street Reconstruction Project {103020-A01912; 103708-A01912}	03K	LMA	\$522,950.59
2020	11	7750	6940138	20-21 Ripy Street Reconstruction Project {103020-A01912; 103708-A01912}	03K	LMA	\$25,753.14
2020	11	7750	6966098	20-21 Ripy Street Reconstruction Project {103020-A01912; 103708-A01912}	03K	LMA	\$131,075.23
					03K	Matrix Code	\$1,121,203.20
2019	5	7602	6862599	19-20 Gragg Childcare Facility Improvements Project	03M	LMC	\$17,820.97
2019	5	7602	6862600	19-20 Gragg Childcare Facility Improvements Project	03M	LMC	\$126,061.35
2019	5	7602	6862601	19-20 Gragg Childcare Facility Improvements Project	03M	LMC	\$139,040.10
2019	5	7602	6868848	19-20 Gragg Childcare Facility Improvements Project	03M	LMC	\$78,467.97
					03M	Matrix Code	\$361,390.39
2023	10	7810	6850817	23-24 Guardianship Services {105148-9919D1}	05A	LMC	\$7,684.23
2023	10	7810	6850819	23-24 Guardianship Services {105148-9919D1}	05A	LMC	\$6,997.67
2023	10	7810	6863866	23-24 Guardianship Services {105148-9919D1}	05A	LMC	\$7,919.74
2023	10	7810	6883648	23-24 Guardianship Services {105148-9919D1}	05A	LMC	\$5,598.06
2023	10	7810	6883661	23-24 Guardianship Services {105148-9919D1}	05A	LMC	\$8,053.91
2023	10	7810	6894280	23-24 Guardianship Services {105148-9919D1}	05A	LMC	\$10,349.31
2023	10	7810	6907891	23-24 Guardianship Services {105148-9919D1}	05A	LMC	\$7,502.96
2023	10	7810	6923321	23-24 Guardianship Services {105148-9919D1}	05A	LMC	\$8,040.51
2023	10	7810	6926454	23-24 Guardianship Services {105148-9919D1}	05A	LMC	\$5,801.71
2023	10	7810	6938744	23-24 Guardianship Services {105148-9919D1}	05A	LMC	\$6,260.85
2023	10	7810	6954841	23-24 Guardianship Services {105148-9919D1}	05A	LMC	\$6,900.63
2023	10	7810	6954845	23-24 Guardianship Services {105148-9919D1}	05A	LMC	\$11,732.42
					05A	Matrix Code	\$92,842.00
2023	10	7809	6850784	23-24 Meals On Wheels - Nutrition Program {105148-991932}	05B	LMC	\$3,946.98
2023	10	7809	6850786	23-24 Meals On Wheels - Nutrition Program {105148-991932}	05B	LMC	\$6,540.59
2023	10	7809	6863819	23-24 Meals On Wheels - Nutrition Program {105148-991932}	05B	LMC	\$7,822.73
2023	10	7809	6871632	23-24 Meals On Wheels - Nutrition Program {105148-991932}	05B	LMC	\$7,919.10
2023	10	7809	6883638	23-24 Meals On Wheels - Nutrition Program {105148-991932}	05B	LMC	\$5,819.91
2023	10	7809	6894275	23-24 Meals On Wheels - Nutrition Program {105148-991932}	05B	LMC	\$4,525.20
2023	10	7809	6907880	23-24 Meals On Wheels - Nutrition Program {105148-991932}	05B	LMC	\$6,444.22
2023	10	7809	6923306	23-24 Meals On Wheels - Nutrition Program {105148-991932}	05B	LMC	\$6,398.13
2023	10	7809	6923309	23-24 Meals On Wheels - Nutrition Program {105148-991932}	05B	LMC	\$6,393.94



Office of Community Planning and Development  
 U.S. Department of Housing and Urban Development  
 Integrated Disbursement and Information System  
 PR26 - CDBG Financial Summary Report  
 Program Year 2023  
 FORT WORTH , TX

DATE: 12-20-24  
 TIME: 16:36  
 PAGE: 3

Plan Year	IDIS Project	IDIS Activity	Voucher Number	Activity Name	Matrix Code	National Objective	Drawn Amount
2023	10	7809	6938736	23-24 Meals On Wheels - Nutrition Program {105148-991932}	05B	LMC	\$6,645.34
2023	10	7809	6941869	23-24 Meals On Wheels - Nutrition Program {105148-991932}	05B	LMC	\$6,398.13
2023	10	7809	6954836	23-24 Meals On Wheels - Nutrition Program {105148-991932}	05B	LMC	\$6,145.73
					05B	Matrix Code	\$75,000.00
2023	8	7803	6850789	23-24 Boys & Girls Club of Tarrant County - Eastside - Youth Development {105148-991934}	05D	LMC	\$3,331.29
2023	8	7803	6850791	23-24 Boys & Girls Club of Tarrant County - Eastside - Youth Development {105148-991934}	05D	LMC	\$5,916.34
2023	8	7803	6863820	23-24 Boys & Girls Club of Tarrant County - Eastside - Youth Development {105148-991934}	05D	LMC	\$4,443.90
2023	8	7803	6871638	23-24 Boys & Girls Club of Tarrant County - Eastside - Youth Development {105148-991934}	05D	LMC	\$5,036.52
2023	8	7803	6883640	23-24 Boys & Girls Club of Tarrant County - Eastside - Youth Development {105148-991934}	05D	LMC	\$6,691.08
2023	8	7803	6894265	23-24 Boys & Girls Club of Tarrant County - Eastside - Youth Development {105148-991934}	05D	LMC	\$7,372.94
2023	8	7803	6907884	23-24 Boys & Girls Club of Tarrant County - Eastside - Youth Development {105148-991934}	05D	LMC	\$5,496.78
2023	8	7803	6923313	23-24 Boys & Girls Club of Tarrant County - Eastside - Youth Development {105148-991934}	05D	LMC	\$5,436.06
2023	8	7803	6930129	23-24 Boys & Girls Club of Tarrant County - Eastside - Youth Development {105148-991934}	05D	LMC	\$4,041.98
2023	8	7803	6938742	23-24 Boys & Girls Club of Tarrant County - Eastside - Youth Development {105148-991934}	05D	LMC	\$7,894.46
2023	8	7803	6954848	23-24 Boys & Girls Club of Tarrant County - Eastside - Youth Development {105148-991934}	05D	LMC	\$6,255.08
2023	8	7803	6957900	23-24 Boys & Girls Club of Tarrant County - Eastside - Youth Development {105148-991934}	05D	LMC	\$8,083.57
2023	8	7804	6850809	23-24 Camp Fire First Texas - Teens In Action {105148-991935}	05D	LMC	\$3,435.38
2023	8	7804	6850813	23-24 Camp Fire First Texas - Teens In Action {105148-991935}	05D	LMC	\$3,675.15
2023	8	7804	6871640	23-24 Camp Fire First Texas - Teens In Action {105148-991935}	05D	LMC	\$4,778.68
2023	8	7804	6871641	23-24 Camp Fire First Texas - Teens In Action {105148-991935}	05D	LMC	\$1,321.43
2023	8	7804	6883641	23-24 Camp Fire First Texas - Teens In Action {105148-991935}	05D	LMC	\$3,146.46
2023	8	7804	6894263	23-24 Camp Fire First Texas - Teens In Action {105148-991935}	05D	LMC	\$3,436.17
2023	8	7804	6907886	23-24 Camp Fire First Texas - Teens In Action {105148-991935}	05D	LMC	\$3,450.70
2023	8	7804	6923315	23-24 Camp Fire First Texas - Teens In Action {105148-991935}	05D	LMC	\$4,938.95
2023	8	7804	6926452	23-24 Camp Fire First Texas - Teens In Action {105148-991935}	05D	LMC	\$4,101.77
2023	8	7804	6941873	23-24 Camp Fire First Texas - Teens In Action {105148-991935}	05D	LMC	\$5,322.35
2023	8	7804	6954837	23-24 Camp Fire First Texas - Teens In Action {105148-991935}	05D	LMC	\$6,357.34
2023	8	7804	6954838	23-24 Camp Fire First Texas - Teens In Action {105148-991935}	05D	LMC	\$4,126.29
2023	8	7805	6850814	23-24 Girls Inc of Tarrant County - Leadership Program {105148-991936}	05D	LMC	\$6,593.56
2023	8	7805	6850815	23-24 Girls Inc of Tarrant County - Leadership Program {105148-991936}	05D	LMC	\$8,905.08
2023	8	7805	6863865	23-24 Girls Inc of Tarrant County - Leadership Program {105148-991936}	05D	LMC	\$9,066.15
2023	8	7805	6871642	23-24 Girls Inc of Tarrant County - Leadership Program {105148-991936}	05D	LMC	\$9,425.32
2023	8	7805	6883644	23-24 Girls Inc of Tarrant County - Leadership Program {105148-991936}	05D	LMC	\$9,080.49
2023	8	7805	6894276	23-24 Girls Inc of Tarrant County - Leadership Program {105148-991936}	05D	LMC	\$10,727.57
2023	8	7805	6907887	23-24 Girls Inc of Tarrant County - Leadership Program {105148-991936}	05D	LMC	\$11,029.24
2023	8	7805	6923317	23-24 Girls Inc of Tarrant County - Leadership Program {105148-991936}	05D	LMC	\$10,506.47
2023	8	7805	6933935	23-24 Girls Inc of Tarrant County - Leadership Program {105148-991936}	05D	LMC	\$9,593.35
2023	8	7805	6941874	23-24 Girls Inc of Tarrant County - Leadership Program {105148-991936}	05D	LMC	\$8,146.68
2023	8	7805	6954839	23-24 Girls Inc of Tarrant County - Leadership Program {105148-991936}	05D	LMC	\$6,926.09
2023	8	7806	6850826	23-24 Junior Achievement {105148-9919L6}	05D	LMC	\$1,976.97
2023	8	7806	6850827	23-24 Junior Achievement {105148-9919L6}	05D	LMC	\$2,936.03
2023	8	7806	6863868	23-24 Junior Achievement {105148-9919L6}	05D	LMC	\$1,293.82
2023	8	7806	6871655	23-24 Junior Achievement {105148-9919L6}	05D	LMC	\$3,859.77
2023	8	7806	6883655	23-24 Junior Achievement {105148-9919L6}	05D	LMC	\$4,282.19
2023	8	7806	6894281	23-24 Junior Achievement {105148-9919L6}	05D	LMC	\$3,692.29
2023	8	7806	6907896	23-24 Junior Achievement {105148-9919L6}	05D	LMC	\$3,084.04
2023	8	7806	6923325	23-24 Junior Achievement {105148-9919L6}	05D	LMC	\$3,874.89
2023	8	7807	6850828	23-24 Maroon 9 CDC - 105148-9919L7}	05D	LMC	\$5,552.27
2023	8	7807	6850831	23-24 Maroon 9 CDC - 105148-9919L7}	05D	LMC	\$3,438.29
2023	8	7807	6863869	23-24 Maroon 9 CDC - 105148-9919L7}	05D	LMC	\$5,335.36
2023	8	7807	6875810	23-24 Maroon 9 CDC - 105148-9919L7}	05D	LMC	\$1,639.45
2023	8	7807	6883657	23-24 Maroon 9 CDC - 105148-9919L7}	05D	LMC	\$2,971.11
2023	8	7807	6894249	23-24 Maroon 9 CDC - 105148-9919L7}	05D	LMC	\$1,334.93
2023	8	7807	6907898	23-24 Maroon 9 CDC - 105148-9919L7}	05D	LMC	\$4,015.27
2023	8	7807	6926455	23-24 Maroon 9 CDC - 105148-9919L7}	05D	LMC	\$713.32
					05D	Matrix Code	\$268,090.67
2023	6	7796	6850778	23-24 The Ladder Alliance - Employment Training {105148-991922}	05H	LMC	\$2,588.30
2023	6	7796	6850779	23-24 The Ladder Alliance - Employment Training {105148-991922}	05H	LMC	\$6,220.93
2023	6	7796	6871626	23-24 The Ladder Alliance - Employment Training {105148-991922}	05H	LMC	\$6,771.26
2023	6	7796	6871628	23-24 The Ladder Alliance - Employment Training {105148-991922}	05H	LMC	\$4,451.52
2023	6	7796	6883633	23-24 The Ladder Alliance - Employment Training {105148-991922}	05H	LMC	\$6,874.46
2023	6	7796	6894270	23-24 The Ladder Alliance - Employment Training {105148-991922}	05H	LMC	\$6,521.92
2023	6	7796	6907868	23-24 The Ladder Alliance - Employment Training {105148-991922}	05H	LMC	\$6,646.86
2023	6	7796	6923302	23-24 The Ladder Alliance - Employment Training {105148-991922}	05H	LMC	\$9,188.35
2023	6	7796	6935356	23-24 The Ladder Alliance - Employment Training {105148-991922}	05H	LMC	\$6,172.52
2023	6	7796	6938701	23-24 The Ladder Alliance - Employment Training {105148-991922}	05H	LMC	\$5,326.56
2023	6	7796	6954832	23-24 The Ladder Alliance - Employment Training {105148-991922}	05H	LMC	\$6,598.70
2023	6	7796	6954833	23-24 The Ladder Alliance - Employment Training {105148-991922}	05H	LMC	\$4,528.81
2023	6	7797	6850787	23-24 The Women's Center of Tarrant County, Inc. - Working Families Success {105148-991933}	05H	LMC	\$6,347.63
2023	6	7797	6858353	23-24 The Women's Center of Tarrant County, Inc. - Working Families Success {105148-991933}	05H	LMC	\$6,347.57
2023	6	7797	6871634	23-24 The Women's Center of Tarrant County, Inc. - Working Families Success {105148-991933}	05H	LMC	\$6,347.71



Office of Community Planning and Development  
 U.S. Department of Housing and Urban Development  
 Integrated Disbursement and Information System  
 PR26 - CDBG Financial Summary Report  
 Program Year 2023  
 FORT WORTH, TX

DATE: 12-20-24  
 TIME: 16:36  
 PAGE: 4

Plan Year	IDIS Project	IDIS Activity	Voucher Number	Activity Name	Matrix Code	National Objective	Drawn Amount
2023	6	7797	6875807	23-24 The Women's Center of Tarrant County, Inc. - Working Families Success {105148-991933}	05H	LMC	\$6,347.86
2023	6	7797	6887208	23-24 The Women's Center of Tarrant County, Inc. - Working Families Success {105148-991933}	05H	LMC	\$6,373.99
2023	6	7797	6894268	23-24 The Women's Center of Tarrant County, Inc. - Working Families Success {105148-991933}	05H	LMC	\$6,399.17
2023	6	7797	6907882	23-24 The Women's Center of Tarrant County, Inc. - Working Families Success {105148-991933}	05H	LMC	\$6,322.20
2023	6	7797	6923311	23-24 The Women's Center of Tarrant County, Inc. - Working Families Success {105148-991933}	05H	LMC	\$6,399.22
2023	6	7797	6926450	23-24 The Women's Center of Tarrant County, Inc. - Working Families Success {105148-991933}	05H	LMC	\$5,786.17
2023	6	7797	6941871	23-24 The Women's Center of Tarrant County, Inc. - Working Families Success {105148-991933}	05H	LMC	\$6,399.33
2023	6	7797	6954840	23-24 The Women's Center of Tarrant County, Inc. - Working Families Success {105148-991933}	05H	LMC	\$6,399.39
2023	6	7797	6957899	23-24 The Women's Center of Tarrant County, Inc. - Working Families Success {105148-991933}	05H	LMC	\$5,529.76
2023	6	7798	6850820	23-24 Easter Seals North Texas, Inc. - Employment Services {105148-9919L2}	05H	LMC	\$4,828.89
2023	6	7798	6858356	23-24 Easter Seals North Texas, Inc. - Employment Services {105148-9919L2}	05H	LMC	\$5,865.88
2023	6	7798	6871646	23-24 Easter Seals North Texas, Inc. - Employment Services {105148-9919L2}	05H	LMC	\$5,658.53
2023	6	7798	6875809	23-24 Easter Seals North Texas, Inc. - Employment Services {105148-9919L2}	05H	LMC	\$3,318.46
2023	6	7798	6883650	23-24 Easter Seals North Texas, Inc. - Employment Services {105148-9919L2}	05H	LMC	\$3,318.46
2023	6	7798	6894262	23-24 Easter Seals North Texas, Inc. - Employment Services {105148-9919L2}	05H	LMC	\$4,977.70
2023	6	7798	6907893	23-24 Easter Seals North Texas, Inc. - Employment Services {105148-9919L2}	05H	LMC	\$3,998.46
2023	6	7798	6930137	23-24 Easter Seals North Texas, Inc. - Employment Services {105148-9919L2}	05H	LMC	\$4,598.46
2023	6	7798	6930138	23-24 Easter Seals North Texas, Inc. - Employment Services {105148-9919L2}	05H	LMC	\$5,278.46
2023	6	7798	6941879	23-24 Easter Seals North Texas, Inc. - Employment Services {105148-9919L2}	05H	LMC	\$5,278.46
2023	6	7798	6954842	23-24 Easter Seals North Texas, Inc. - Employment Services {105148-9919L2}	05H	LMC	\$7,917.70
2023	6	7798	6957902	23-24 Easter Seals North Texas, Inc. - Employment Services {105148-9919L2}	05H	LMC	\$4,935.36
2023	6	7799	6923331	23-24 NPower Inc. - Employment Services {105148-9919L8}	05H	LMC	\$7,575.00
					05H	Matrix Code	\$214,440.01
2023	8	7801	6850781	23-24 AB Christian Learning Center - Out of School Time Program {105148-991925}	05L	LMC	\$1,114.09
2023	8	7801	6858342	23-24 AB Christian Learning Center - Out of School Time Program {105148-991925}	05L	LMC	\$558.36
2023	8	7801	6883636	23-24 AB Christian Learning Center - Out of School Time Program {105148-991925}	05L	LMC	\$3,385.80
2023	8	7801	6894269	23-24 AB Christian Learning Center - Out of School Time Program {105148-991925}	05L	LMC	\$8,055.34
2023	8	7801	6907870	23-24 AB Christian Learning Center - Out of School Time Program {105148-991925}	05L	LMC	\$9,323.74
2023	8	7801	6907876	23-24 AB Christian Learning Center - Out of School Time Program {105148-991925}	05L	LMC	\$6,663.47
2023	8	7801	6923304	23-24 AB Christian Learning Center - Out of School Time Program {105148-991925}	05L	LMC	\$6,460.00
2023	8	7801	6938704	23-24 AB Christian Learning Center - Out of School Time Program {105148-991925}	05L	LMC	\$14,878.64
2023	8	7801	6957896	23-24 AB Christian Learning Center - Out of School Time Program {105148-991925}	05L	LMC	\$22,757.38
2023	8	7801	6957897	23-24 AB Christian Learning Center - Out of School Time Program {105148-991925}	05L	LMC	\$5,021.18
2023	8	7802	6850782	23-24 United Community Centers {105148-991930}	05L	LMC	\$6,918.38
2023	8	7802	6858349	23-24 United Community Centers {105148-991930}	05L	LMC	\$9,632.50
2023	8	7802	6871630	23-24 United Community Centers {105148-991930}	05L	LMC	\$9,775.25
2023	8	7802	6871631	23-24 United Community Centers {105148-991930}	05L	LMC	\$9,564.25
2023	8	7802	6883637	23-24 United Community Centers {105148-991930}	05L	LMC	\$13,616.50
2023	8	7802	6907877	23-24 United Community Centers {105148-991930}	05L	LMC	\$15,215.75
2023	8	7802	6907879	23-24 United Community Centers {105148-991930}	05L	LMC	\$11,117.50
2023	8	7802	6926445	23-24 United Community Centers {105148-991930}	05L	LMC	\$16,209.50
2023	8	7802	6926448	23-24 United Community Centers {105148-991930}	05L	LMC	\$13,489.50
2023	8	7802	6941868	23-24 United Community Centers {105148-991930}	05L	LMC	\$12,845.00
2023	8	7802	6954834	23-24 United Community Centers {105148-991930}	05L	LMC	\$6,615.87
2023	8	7802	6954835	23-24 United Community Centers {105148-991930}	05L	LMC	\$6,659.13
2023	8	7802	6957898	23-24 United Community Centers {105148-991930}	05L	LMC	\$10,765.87
					05L	Matrix Code	\$220,643.00
2023	7	7800	6850816	23-24 Housing Channel- Counseling & Foreclosure {105148-991938}	05U	LMH	\$9,455.58
2023	7	7800	6858355	23-24 Housing Channel- Counseling & Foreclosure {105148-991938}	05U	LMH	\$8,801.03
2023	7	7800	6871643	23-24 Housing Channel- Counseling & Foreclosure {105148-991938}	05U	LMH	\$8,180.95
2023	7	7800	6871645	23-24 Housing Channel- Counseling & Foreclosure {105148-991938}	05U	LMH	\$8,319.27
2023	7	7800	6883646	23-24 Housing Channel- Counseling & Foreclosure {105148-991938}	05U	LMH	\$8,696.87
2023	7	7800	6907888	23-24 Housing Channel- Counseling & Foreclosure {105148-991938}	05U	LMH	\$7,709.88
2023	7	7800	6907890	23-24 Housing Channel- Counseling & Foreclosure {105148-991938}	05U	LMH	\$9,030.09
2023	7	7800	6923320	23-24 Housing Channel- Counseling & Foreclosure {105148-991938}	05U	LMH	\$10,772.59
2023	7	7800	6930136	23-24 Housing Channel- Counseling & Foreclosure {105148-991938}	05U	LMH	\$13,141.80
2023	7	7800	6941876	23-24 Housing Channel- Counseling & Foreclosure {105148-991938}	05U	LMH	\$12,592.42
2023	7	7800	6954846	23-24 Housing Channel- Counseling & Foreclosure {105148-991938}	05U	LMH	\$4,310.15
2023	7	7800	6954847	23-24 Housing Channel- Counseling & Foreclosure {105148-991938}	05U	LMH	\$9,784.66
					05U	Matrix Code	\$110,795.29
2019	6	7615	6883835	19-20 Tarrant Area Food Bank RED Bus Program {102361-9919D9}	05W	LMA	\$133.73
2019	6	7615	6883837	19-20 Tarrant Area Food Bank RED Bus Program {102361-9919D9}	05W	LMA	\$92.48
2019	6	7615	6894246	19-20 Tarrant Area Food Bank RED Bus Program {102361-9919D9}	05W	LMA	\$25.00
2019	6	7615	6907842	19-20 Tarrant Area Food Bank RED Bus Program {102361-9919D9}	05W	LMA	\$505.01
					05W	Matrix Code	\$756.22
2023	9	7808	6850823	23-24 Cancer Care Services {105148-9919L5}	05Z	LMC	\$5,917.45
2023	9	7808	6850824	23-24 Cancer Care Services {105148-9919L5}	05Z	LMC	\$4,619.06
2023	9	7808	6863867	23-24 Cancer Care Services {105148-9919L5}	05Z	LMC	\$4,076.06
2023	9	7808	6883652	23-24 Cancer Care Services {105148-9919L5}	05Z	LMC	\$4,560.68
2023	9	7808	6894258	23-24 Cancer Care Services {105148-9919L5}	05Z	LMC	\$3,868.55





Office of Community Planning and Development  
 U.S. Department of Housing and Urban Development  
 Integrated Disbursement and Information System  
 PR26 - CDBG Financial Summary Report  
 Program Year 2023  
 FORT WORTH , TX

DATE: 12-20-24  
 TIME: 16:36  
 PAGE: 5

Plan Year	IDIS Project	IDIS Activity	Voucher Number	Activity Name	Matrix Code	National Objective	Drawn Amount
2023	9	7808	6907895	23-24 Cancer Care Services {105148-9919L5}	05Z	LMC	\$3,868.55
2023	9	7808	6923323	23-24 Cancer Care Services {105148-9919L5}	05Z	LMC	\$5,802.83
2023	9	7808	6933938	23-24 Cancer Care Services {105148-9919L5}	05Z	LMC	\$3,868.55
2023	9	7808	6941882	23-24 Cancer Care Services {105148-9919L5}	05Z	LMC	\$3,868.55
2023	9	7808	6954843	23-24 Cancer Care Services {105148-9919L5}	05Z	LMC	\$4,096.26
2023	9	7808	6954844	23-24 Cancer Care Services {105148-9919L5}	05Z	LMC	\$5,453.46
					05Z	Matrix Code	\$50,000.00
2020	3	7531	6846188	20-21 Match for Lead Grant {103020-991943}	14A	LMH	\$37,156.37
2020	3	7531	6846189	20-21 Match for Lead Grant {103020-991943}	14A	LMH	\$8,249.45
2020	3	7531	6846191	20-21 Match for Lead Grant {103020-991943}	14A	LMH	\$10,598.83
2020	3	7531	6879649	20-21 Match for Lead Grant {103020-991943}	14A	LMH	\$19,215.17
2020	3	7531	6879651	20-21 Match for Lead Grant {103020-991943}	14A	LMH	\$20,265.80
2020	3	7531	6879652	20-21 Match for Lead Grant {103020-991943}	14A	LMH	\$15,218.12
2020	3	7531	6933968	20-21 Match for Lead Grant {103020-991943}	14A	LMH	\$4,436.15
2020	3	7531	6933969	20-21 Match for Lead Grant {103020-991943}	14A	LMH	\$9,400.73
2020	3	7531	6933970	20-21 Match for Lead Grant {103020-991943}	14A	LMH	\$5,284.71
2020	3	7531	6933971	20-21 Match for Lead Grant {103020-991943}	14A	LMH	\$15,209.52
2020	3	7531	6960843	20-21 Match for Lead Grant {103020-991943}	14A	LMH	\$867.50
2020	3	7532	6846187	Trinity Habitat for Humanity Preserve a Home Program - Rosemont {103020-991950}	14A	LMH	\$23,757.14
2020	3	7532	6868851	Trinity Habitat for Humanity Preserve a Home Program - Rosemont {103020-991950}	14A	LMH	\$13,637.26
2020	3	7532	6880786	Trinity Habitat for Humanity Preserve a Home Program - Rosemont {103020-991950}	14A	LMH	\$58,810.51
2020	3	7532	6902166	Trinity Habitat for Humanity Preserve a Home Program - Rosemont {103020-991950}	14A	LMH	\$1,500.00
2020	3	7532	6902177	Trinity Habitat for Humanity Preserve a Home Program - Rosemont {103020-991950}	14A	LMH	\$1,750.00
2020	3	7532	6902179	Trinity Habitat for Humanity Preserve a Home Program - Rosemont {103020-991950}	14A	LMH	\$18,963.50
2020	3	7532	6933966	Trinity Habitat for Humanity Preserve a Home Program - Rosemont {103020-991950}	14A	LMH	\$3,250.00
2020	3	7532	6949668	Trinity Habitat for Humanity Preserve a Home Program - Rosemont {103020-991950}	14A	LMH	\$25,911.25
2020	3	7532	6950194	Trinity Habitat for Humanity Preserve a Home Program - Rosemont {103020-991950}	14A	LMH	\$1,467.00
2020	3	7532	6964569	Trinity Habitat for Humanity Preserve a Home Program - Rosemont {103020-991950}	14A	LMH	\$35,032.95
2020	3	7532	6964571	Trinity Habitat for Humanity Preserve a Home Program - Rosemont {103020-991950}	14A	LMH	\$14,664.88
2020	3	7622	6847621	Trinity Habitat for Humanity Preserve a Home Program -Carver Heights East {101785-991950}	14A	LMH	\$2,149.56
2020	3	7622	6918936	Trinity Habitat for Humanity Preserve a Home Program -Carver Heights East {101785-991950}	14A	LMH	\$1,500.00
2020	3	7622	6918938	Trinity Habitat for Humanity Preserve a Home Program -Carver Heights East {101785-991950}	14A	LMH	\$6,268.30
2020	3	7622	6933956	Trinity Habitat for Humanity Preserve a Home Program -Carver Heights East {101785-991950}	14A	LMH	\$972.79
2020	3	7623	6933959	Trinity Habitat for Humanity Preserve a Home Program -Historic Carver Heights {101217-991950}	14A	LMH	\$7,027.80
2020	3	7623	6933963	Trinity Habitat for Humanity Preserve a Home Program -Historic Carver Heights {101217-991950}	14A	LMH	\$4,226.00
2020	3	7623	6933964	Trinity Habitat for Humanity Preserve a Home Program -Historic Carver Heights {101217-991950}	14A	LMH	\$9,139.00
2020	3	7623	6937415	Trinity Habitat for Humanity Preserve a Home Program -Historic Carver Heights {101217-991950}	14A	LMH	\$40,797.95
2020	3	7623	6940137	Trinity Habitat for Humanity Preserve a Home Program -Historic Carver Heights {101217-991950}	14A	LMH	\$29,437.50
2021	3	7755	6847611	21-22 NSD Priority Repair {103708-991910}	14A	LMH	\$27,347.33
2021	3	7755	6847613	21-22 NSD Priority Repair {103708-991910}	14A	LMH	\$44,474.13
2021	3	7755	6865395	21-22 NSD Priority Repair {103708-991910}	14A	LMH	\$38,800.61
2021	3	7755	6865398	21-22 NSD Priority Repair {103708-991910}	14A	LMH	\$88,294.54
2021	3	7755	6875811	21-22 NSD Priority Repair {103708-991910}	14A	LMH	\$169,190.66
2022	3	7710	6868854	22-23 Cowtown Brush Up - Project {104438-991908}	14A	LMH	\$174,895.50
2022	3	7710	6880787	22-23 Cowtown Brush Up - Project {104438-991908}	14A	LMH	\$9,431.25
2022	3	7710	6883838	22-23 Cowtown Brush Up - Project {104438-991908}	14A	LMH	\$2,225.54
2022	3	7710	6907845	22-23 Cowtown Brush Up - Project {104438-991908}	14A	LMH	\$34,467.50
2022	3	7711	6847616	22-23 NSD Priority Repair {104438-991910}	14A	LMH	\$13,905.50
2022	3	7711	6847619	22-23 NSD Priority Repair {104438-991910}	14A	LMH	\$124,504.67
2022	3	7711	6865405	22-23 NSD Priority Repair {104438-991910}	14A	LMH	\$30,394.48
2022	3	7711	6865415	22-23 NSD Priority Repair {104438-991910}	14A	LMH	\$28,544.29
2022	3	7711	6879775	22-23 NSD Priority Repair {104438-991910}	14A	LMH	\$115,780.48
2023	3	7792	6902181	23-24 Cowtown Brush Up - Project {105148-991908}	14A	LMH	\$2,530.20
2023	3	7792	6918942	23-24 Cowtown Brush Up - Project {105148-991908}	14A	LMH	\$5,838.93
2023	3	7792	6937417	23-24 Cowtown Brush Up - Project {105148-991908}	14A	LMH	\$142,871.87
2023	3	7792	6937419	23-24 Cowtown Brush Up - Project {105148-991908}	14A	LMH	\$17,227.32
2023	3	7792	6937421	23-24 Cowtown Brush Up - Project {105148-991908}	14A	LMH	\$11,692.62
2023	3	7792	6937422	23-24 Cowtown Brush Up - Project {105148-991908}	14A	LMH	\$23,120.87
2023	3	7793	6865418	23-24 NSD Priority Repair {105148-991910}	14A	LMH	\$33,826.66
2023	3	7793	6865419	23-24 NSD Priority Repair {105148-991910}	14A	LMH	\$132,259.50
2023	3	7793	6875814	23-24 NSD Priority Repair {105148-991910}	14A	LMH	\$306,507.62
2023	3	7793	6891865	23-24 NSD Priority Repair {105148-991910}	14A	LMH	\$274,638.63
2023	3	7793	6911571	23-24 NSD Priority Repair {105148-991910}	14A	LMH	\$285,469.53
2023	3	7793	6911573	23-24 NSD Priority Repair {105148-991910}	14A	LMH	\$296,414.76
2023	3	7793	6945992	23-24 NSD Priority Repair {105148-991910}	14A	LMH	\$196,854.57
2023	3	7793	6945994	23-24 NSD Priority Repair {105148-991910}	14A	LMH	\$229,160.05
2023	3	7793	6945995	23-24 NSD Priority Repair {105148-991910}	14A	LMH	\$21,902.91
2023	3	7793	6949659	23-24 NSD Priority Repair {105148-991910}	14A	LMH	\$4,199.72
2023	3	7793	6960846	23-24 NSD Priority Repair {105148-991910}	14A	LMH	\$317,978.04
2023	5	7795	6850777	23-24 REACH, Inc. Project Ramp {105148-991911}	14A	LMH	\$13,572.00
2023	5	7795	6863817	23-24 REACH, Inc. Project Ramp {105148-991911}	14A	LMH	\$11,593.00



Office of Community Planning and Development  
 U.S. Department of Housing and Urban Development  
 Integrated Disbursement and Information System

DATE: 12-20-24  
 TIME: 16:36  
 PAGE: 6

PR26 - CDBG Financial Summary Report  
 Program Year 2023  
 FORT WORTH, TX

Plan Year	IDIS Project	IDIS Activity	Voucher Number	Activity Name	Matrix Code	National Objective	Drawn Amount
2023	5	7795	6871614	23-24 REACH, Inc. Project Ramp {105148-991911}	14A	LMH	\$19,960.00
2023	5	7795	6875806	23-24 REACH, Inc. Project Ramp {105148-991911}	14A	LMH	\$16,374.00
2023	5	7795	6894273	23-24 REACH, Inc. Project Ramp {105148-991911}	14A	LMH	\$11,286.00
2023	5	7795	6907866	23-24 REACH, Inc. Project Ramp {105148-991911}	14A	LMH	\$13,884.00
2023	5	7795	6930131	23-24 REACH, Inc. Project Ramp {105148-991911}	14A	LMH	\$11,889.00
2023	5	7795	6930133	23-24 REACH, Inc. Project Ramp {105148-991911}	14A	LMH	\$9,286.00
2023	5	7795	6938698	23-24 REACH, Inc. Project Ramp {105148-991911}	14A	LMH	\$16,379.00
2023	5	7795	6954830	23-24 REACH, Inc. Project Ramp {105148-991911}	14A	LMH	\$17,557.00
2023	5	7795	6954831	23-24 REACH, Inc. Project Ramp {105148-991911}	14A	LMH	\$5,843.00
					14A	Matrix Code	\$3,798,539.02
2023	2	7791	6863897	23-24 Project Delivery for Rehab/Construction Management {105148-991909}	14H	LMH	\$44,597.79
2023	2	7791	6863983	23-24 Project Delivery for Rehab/Construction Management {105148-991909}	14H	LMH	\$16,210.22
2023	2	7791	6864838	23-24 Project Delivery for Rehab/Construction Management {105148-991909}	14H	LMH	\$101,521.97
2023	2	7791	6902966	23-24 Project Delivery for Rehab/Construction Management {105148-991909}	14H	LMH	\$55,638.58
2023	2	7791	6902969	23-24 Project Delivery for Rehab/Construction Management {105148-991909}	14H	LMH	\$53,313.31
2023	2	7791	6902971	23-24 Project Delivery for Rehab/Construction Management {105148-991909}	14H	LMH	\$68,747.87
2023	2	7791	6932845	23-24 Project Delivery for Rehab/Construction Management {105148-991909}	14H	LMH	\$55,876.60
2023	2	7791	6932848	23-24 Project Delivery for Rehab/Construction Management {105148-991909}	14H	LMH	\$58,636.91
2023	2	7791	6932875	23-24 Project Delivery for Rehab/Construction Management {105148-991909}	14H	LMH	\$63,612.59
2023	2	7791	6959574	23-24 Project Delivery for Rehab/Construction Management {105148-991909}	14H	LMH	\$53,329.12
2023	2	7791	6959575	23-24 Project Delivery for Rehab/Construction Management {105148-991909}	14H	LMH	\$45,477.14
2023	2	7791	6959580	23-24 Project Delivery for Rehab/Construction Management {105148-991909}	14H	LMH	\$50,770.32
2023	2	7791	6966050	23-24 Project Delivery for Rehab/Construction Management {105148-991909}	14H	LMH	\$219.02
					14H	Matrix Code	\$667,951.44
2023	2	7790	6863914	23-24 Project Delivery for Home Ownership & Housing {105148-991906}	14J	LMH	\$2,747.10
2023	2	7790	6863917	23-24 Project Delivery for Home Ownership & Housing {105148-991906}	14J	LMH	\$9,410.40
2023	2	7790	6864834	23-24 Project Delivery for Home Ownership & Housing {105148-991906}	14J	LMH	\$22,744.08
2023	2	7790	6902956	23-24 Project Delivery for Home Ownership & Housing {105148-991906}	14J	LMH	\$9,827.93
2023	2	7790	6902959	23-24 Project Delivery for Home Ownership & Housing {105148-991906}	14J	LMH	\$10,362.03
2023	2	7790	6902960	23-24 Project Delivery for Home Ownership & Housing {105148-991906}	14J	LMH	\$10,585.69
2023	2	7790	6932820	23-24 Project Delivery for Home Ownership & Housing {105148-991906}	14J	LMH	\$10,046.58
2023	2	7790	6932821	23-24 Project Delivery for Home Ownership & Housing {105148-991906}	14J	LMH	\$10,213.29
2023	2	7790	6932824	23-24 Project Delivery for Home Ownership & Housing {105148-991906}	14J	LMH	\$8,540.66
2023	2	7790	6959552	23-24 Project Delivery for Home Ownership & Housing {105148-991906}	14J	LMH	\$8,829.99
2023	2	7790	6959568	23-24 Project Delivery for Home Ownership & Housing {105148-991906}	14J	LMH	\$10,375.87
2023	2	7790	6959569	23-24 Project Delivery for Home Ownership & Housing {105148-991906}	14J	LMH	\$9,847.88
2023	2	7790	6966046	23-24 Project Delivery for Home Ownership & Housing {105148-991906}	14J	LMH	\$26.39
					14J	Matrix Code	\$123,557.89
Total							\$7,902,276.74

LINE 27 DETAIL: ACTIVITIES INCLUDED IN THE COMPUTATION OF LINE 27

Plan Year	IDIS Project	IDIS Activity	Voucher Number	Activity to prevent, prepare for, and respond to Coronavirus	Activity Name	Grant Number	Fund Type	Matrix Code	National Objective	Drawn Amount
2023	10	7810	6850817	No	23-24 Guardianship Services {105148-9919D1}	B23MC480010	EN	05A	LMC	\$7,684.23
2023	10	7810	6850819	No	23-24 Guardianship Services {105148-9919D1}	B23MC480010	EN	05A	LMC	\$6,997.67
2023	10	7810	6863866	No	23-24 Guardianship Services {105148-9919D1}	B23MC480010	EN	05A	LMC	\$7,919.74
2023	10	7810	6883648	No	23-24 Guardianship Services {105148-9919D1}	B23MC480010	EN	05A	LMC	\$5,598.06
2023	10	7810	6883661	No	23-24 Guardianship Services {105148-9919D1}	B23MC480010	EN	05A	LMC	\$8,053.91
2023	10	7810	6894280	No	23-24 Guardianship Services {105148-9919D1}	B23MC480010	EN	05A	LMC	\$10,349.31
2023	10	7810	6907891	No	23-24 Guardianship Services {105148-9919D1}	B23MC480010	EN	05A	LMC	\$7,502.96
2023	10	7810	6923321	No	23-24 Guardianship Services {105148-9919D1}	B23MC480010	EN	05A	LMC	\$8,040.51
2023	10	7810	6926454	No	23-24 Guardianship Services {105148-9919D1}	B23MC480010	EN	05A	LMC	\$5,801.71
2023	10	7810	6938744	No	23-24 Guardianship Services {105148-9919D1}	B23MC480010	EN	05A	LMC	\$6,260.85
2023	10	7810	6954841	No	23-24 Guardianship Services {105148-9919D1}	B23MC480010	EN	05A	LMC	\$6,900.63
2023	10	7810	6954845	No	23-24 Guardianship Services {105148-9919D1}	B23MC480010	EN	05A	LMC	\$11,732.42
								05A	Matrix Code	\$92,842.00
2023	10	7809	6850784	No	23-24 Meals On Wheels - Nutrition Program {105148-991932}	B23MC480010	EN	05B	LMC	\$3,946.98
2023	10	7809	6850786	No	23-24 Meals On Wheels - Nutrition Program {105148-991932}	B23MC480010	EN	05B	LMC	\$6,540.59
2023	10	7809	6863819	No	23-24 Meals On Wheels - Nutrition Program {105148-991932}	B23MC480010	EN	05B	LMC	\$7,822.73
2023	10	7809	6871632	No	23-24 Meals On Wheels - Nutrition Program {105148-991932}	B23MC480010	EN	05B	LMC	\$7,919.10
2023	10	7809	6883638	No	23-24 Meals On Wheels - Nutrition Program {105148-991932}	B23MC480010	EN	05B	LMC	\$5,819.91
2023	10	7809	6894275	No	23-24 Meals On Wheels - Nutrition Program {105148-991932}	B23MC480010	EN	05B	LMC	\$4,525.20
2023	10	7809	6907880	No	23-24 Meals On Wheels - Nutrition Program {105148-991932}	B23MC480010	EN	05B	LMC	\$6,444.22
2023	10	7809	6923306	No	23-24 Meals On Wheels - Nutrition Program {105148-991932}	B23MC480010	EN	05B	LMC	\$6,398.13
2023	10	7809	6923309	No	23-24 Meals On Wheels - Nutrition Program {105148-991932}	B23MC480010	EN	05B	LMC	\$6,393.94
2023	10	7809	6938736	No	23-24 Meals On Wheels - Nutrition Program {105148-991932}	B23MC480010	EN	05B	LMC	\$6,645.34



Office of Community Planning and Development  
 U.S. Department of Housing and Urban Development  
 Integrated Disbursement and Information System  
 PR26 - CDBG Financial Summary Report  
 Program Year 2023  
 FORT WORTH , TX

DATE: 12-20-24  
 TIME: 16:36  
 PAGE: 7

Plan Year	IDIS Project	IDIS Activity	Voucher Number	Activity to prevent, prepare for, and respond to Coronavirus	Activity Name	Grant Number	Fund Type	Matrix Code	National Objective	Drawn Amount
2023	10	7809	6941869	No	23-24 Meals On Wheels - Nutrition Program {105148-991932}	B23MC480010	EN	05B	LMC	\$6,398.13
2023	10	7809	6954836	No	23-24 Meals On Wheels - Nutrition Program {105148-991932}	B23MC480010	EN	05B	LMC	\$6,145.73
								05B	Matrix Code	\$75,000.00
2023	8	7803	6850789	No	23-24 Boys & Girls Club of Tarrant County - Eastside - Youth Development {105148-991934}	B23MC480010	EN	05D	LMC	\$3,331.29
2023	8	7803	6850791	No	23-24 Boys & Girls Club of Tarrant County - Eastside - Youth Development {105148-991934}	B23MC480010	EN	05D	LMC	\$5,916.34
2023	8	7803	6863820	No	23-24 Boys & Girls Club of Tarrant County - Eastside - Youth Development {105148-991934}	B23MC480010	EN	05D	LMC	\$4,443.90
2023	8	7803	6871638	No	23-24 Boys & Girls Club of Tarrant County - Eastside - Youth Development {105148-991934}	B23MC480010	EN	05D	LMC	\$5,036.52
2023	8	7803	6883640	No	23-24 Boys & Girls Club of Tarrant County - Eastside - Youth Development {105148-991934}	B23MC480010	EN	05D	LMC	\$6,691.08
2023	8	7803	6894265	No	23-24 Boys & Girls Club of Tarrant County - Eastside - Youth Development {105148-991934}	B23MC480010	EN	05D	LMC	\$7,372.94
2023	8	7803	6907884	No	23-24 Boys & Girls Club of Tarrant County - Eastside - Youth Development {105148-991934}	B23MC480010	EN	05D	LMC	\$5,496.78
2023	8	7803	6923313	No	23-24 Boys & Girls Club of Tarrant County - Eastside - Youth Development {105148-991934}	B23MC480010	EN	05D	LMC	\$5,436.06
2023	8	7803	6930129	No	23-24 Boys & Girls Club of Tarrant County - Eastside - Youth Development {105148-991934}	B23MC480010	EN	05D	LMC	\$4,041.98
2023	8	7803	6938742	No	23-24 Boys & Girls Club of Tarrant County - Eastside - Youth Development {105148-991934}	B23MC480010	EN	05D	LMC	\$7,894.46
2023	8	7803	6954848	No	23-24 Boys & Girls Club of Tarrant County - Eastside - Youth Development {105148-991934}	B23MC480010	EN	05D	LMC	\$6,255.08
2023	8	7803	6957900	No	23-24 Boys & Girls Club of Tarrant County - Eastside - Youth Development {105148-991934}	B23MC480010	EN	05D	LMC	\$8,083.57
2023	8	7804	6850809	No	23-24 Camp Fire First Texas - Teens In Action {105148-991935}	B23MC480010	EN	05D	LMC	\$3,435.38
2023	8	7804	6850813	No	23-24 Camp Fire First Texas - Teens In Action {105148-991935}	B23MC480010	EN	05D	LMC	\$3,675.15
2023	8	7804	6871640	No	23-24 Camp Fire First Texas - Teens In Action {105148-991935}	B23MC480010	EN	05D	LMC	\$4,778.68
2023	8	7804	6871641	No	23-24 Camp Fire First Texas - Teens In Action {105148-991935}	B23MC480010	EN	05D	LMC	\$1,321.43
2023	8	7804	6883641	No	23-24 Camp Fire First Texas - Teens In Action {105148-991935}	B23MC480010	EN	05D	LMC	\$3,146.46
2023	8	7804	6894263	No	23-24 Camp Fire First Texas - Teens In Action {105148-991935}	B23MC480010	EN	05D	LMC	\$3,436.17
2023	8	7804	6907886	No	23-24 Camp Fire First Texas - Teens In Action {105148-991935}	B23MC480010	EN	05D	LMC	\$3,450.70
2023	8	7804	6923315	No	23-24 Camp Fire First Texas - Teens In Action {105148-991935}	B23MC480010	EN	05D	LMC	\$4,938.95
2023	8	7804	6926452	No	23-24 Camp Fire First Texas - Teens In Action {105148-991935}	B23MC480010	EN	05D	LMC	\$4,101.77
2023	8	7804	6941873	No	23-24 Camp Fire First Texas - Teens In Action {105148-991935}	B23MC480010	EN	05D	LMC	\$5,322.35
2023	8	7804	6954837	No	23-24 Camp Fire First Texas - Teens In Action {105148-991935}	B23MC480010	EN	05D	LMC	\$6,357.34
2023	8	7804	6954838	No	23-24 Camp Fire First Texas - Teens In Action {105148-991935}	B23MC480010	EN	05D	LMC	\$4,126.29
2023	8	7805	6850814	No	23-24 Girls Inc of Tarrant County - Leadership Program {105148-991936}	B23MC480010	EN	05D	LMC	\$6,593.56
2023	8	7805	6850815	No	23-24 Girls Inc of Tarrant County - Leadership Program {105148-991936}	B23MC480010	EN	05D	LMC	\$8,905.08
2023	8	7805	6863865	No	23-24 Girls Inc of Tarrant County - Leadership Program {105148-991936}	B23MC480010	EN	05D	LMC	\$9,066.15
2023	8	7805	6871642	No	23-24 Girls Inc of Tarrant County - Leadership Program {105148-991936}	B23MC480010	EN	05D	LMC	\$9,425.32
2023	8	7805	6883644	No	23-24 Girls Inc of Tarrant County - Leadership Program {105148-991936}	B23MC480010	EN	05D	LMC	\$9,080.49
2023	8	7805	6894276	No	23-24 Girls Inc of Tarrant County - Leadership Program {105148-991936}	B23MC480010	EN	05D	LMC	\$10,727.57
2023	8	7805	6907887	No	23-24 Girls Inc of Tarrant County - Leadership Program {105148-991936}	B23MC480010	EN	05D	LMC	\$11,029.24
2023	8	7805	6923317	No	23-24 Girls Inc of Tarrant County - Leadership Program {105148-991936}	B23MC480010	EN	05D	LMC	\$10,506.47
2023	8	7805	6933935	No	23-24 Girls Inc of Tarrant County - Leadership Program {105148-991936}	B23MC480010	EN	05D	LMC	\$9,593.35
2023	8	7805	6941874	No	23-24 Girls Inc of Tarrant County - Leadership Program {105148-991936}	B23MC480010	EN	05D	LMC	\$8,146.68
2023	8	7805	6954839	No	23-24 Girls Inc of Tarrant County - Leadership Program {105148-991936}	B23MC480010	EN	05D	LMC	\$6,926.09
2023	8	7806	6850826	No	23-24 Junior Achievement {105148-9919L6}	B23MC480010	EN	05D	LMC	\$1,976.97
2023	8	7806	6850827	No	23-24 Junior Achievement {105148-9919L6}	B23MC480010	EN	05D	LMC	\$2,936.03
2023	8	7806	6863868	No	23-24 Junior Achievement {105148-9919L6}	B23MC480010	EN	05D	LMC	\$1,293.82
2023	8	7806	6871655	No	23-24 Junior Achievement {105148-9919L6}	B23MC480010	EN	05D	LMC	\$3,859.77
2023	8	7806	6883655	No	23-24 Junior Achievement {105148-9919L6}	B23MC480010	EN	05D	LMC	\$4,282.19
2023	8	7806	6894281	No	23-24 Junior Achievement {105148-9919L6}	B23MC480010	EN	05D	LMC	\$3,692.29
2023	8	7806	6907896	No	23-24 Junior Achievement {105148-9919L6}	B23MC480010	EN	05D	LMC	\$3,084.04
2023	8	7806	6923325	No	23-24 Junior Achievement {105148-9919L6}	B23MC480010	EN	05D	LMC	\$3,874.89
2023	8	7807	6850828	No	23-24 Maroon 9 CDC - 105148-9919L7}	B23MC480010	EN	05D	LMC	\$5,552.27
2023	8	7807	6850831	No	23-24 Maroon 9 CDC - 105148-9919L7}	B23MC480010	EN	05D	LMC	\$3,438.29
2023	8	7807	6863869	No	23-24 Maroon 9 CDC - 105148-9919L7}	B23MC480010	EN	05D	LMC	\$5,335.36



Office of Community Planning and Development  
 U.S. Department of Housing and Urban Development  
 Integrated Disbursement and Information System  
 PR26 - CDBG Financial Summary Report  
 Program Year 2023  
 FORT WORTH , TX

DATE: 12-20-24  
 TIME: 16:36  
 PAGE: 8

Plan Year	IDIS Project	IDIS Activity	Voucher Number	Activity to prevent, prepare for, and respond to Coronavirus	Activity Name	Grant Number	Fund Type	Matrix Code	National Objective	Drawn Amount
2023	8	7807	6875810	No	23-24 Maroon 9 CDC - 105148-9919L7}	B23MC480010	EN	05D	LMC	\$1,639.45
2023	8	7807	6883657	No	23-24 Maroon 9 CDC - 105148-9919L7}	B23MC480010	EN	05D	LMC	\$2,971.11
2023	8	7807	6894249	No	23-24 Maroon 9 CDC - 105148-9919L7}	B23MC480010	EN	05D	LMC	\$1,334.93
2023	8	7807	6907898	No	23-24 Maroon 9 CDC - 105148-9919L7}	B23MC480010	EN	05D	LMC	\$4,015.27
2023	8	7807	6926455	No	23-24 Maroon 9 CDC - 105148-9919L7}	B23MC480010	EN	05D	LMC	\$713.32
										\$268,090.67
2023	6	7796	6850778	No	23-24 The Ladder Alliance - Employment Training {105148-991922}	B23MC480010	EN	05H	LMC	\$2,588.30
2023	6	7796	6850779	No	23-24 The Ladder Alliance - Employment Training {105148-991922}	B23MC480010	EN	05H	LMC	\$6,220.93
2023	6	7796	6871626	No	23-24 The Ladder Alliance - Employment Training {105148-991922}	B23MC480010	EN	05H	LMC	\$6,771.26
2023	6	7796	6871628	No	23-24 The Ladder Alliance - Employment Training {105148-991922}	B23MC480010	EN	05H	LMC	\$4,451.52
2023	6	7796	6883633	No	23-24 The Ladder Alliance - Employment Training {105148-991922}	B23MC480010	EN	05H	LMC	\$6,874.46
2023	6	7796	6894270	No	23-24 The Ladder Alliance - Employment Training {105148-991922}	B23MC480010	EN	05H	LMC	\$6,521.92
2023	6	7796	6907868	No	23-24 The Ladder Alliance - Employment Training {105148-991922}	B23MC480010	EN	05H	LMC	\$6,646.86
2023	6	7796	6923302	No	23-24 The Ladder Alliance - Employment Training {105148-991922}	B23MC480010	EN	05H	LMC	\$9,188.35
2023	6	7796	6935356	No	23-24 The Ladder Alliance - Employment Training {105148-991922}	B23MC480010	EN	05H	LMC	\$6,172.52
2023	6	7796	6938701	No	23-24 The Ladder Alliance - Employment Training {105148-991922}	B23MC480010	EN	05H	LMC	\$5,326.56
2023	6	7796	6954832	No	23-24 The Ladder Alliance - Employment Training {105148-991922}	B23MC480010	EN	05H	LMC	\$6,598.70
2023	6	7796	6954833	No	23-24 The Ladder Alliance - Employment Training {105148-991922}	B23MC480010	EN	05H	LMC	\$4,528.81
2023	6	7797	6850787	No	23-24 The Women's Center of Tarrant County, Inc. - Working Families Success {105148-991933}	B23MC480010	EN	05H	LMC	\$6,347.63
2023	6	7797	6858353	No	23-24 The Women's Center of Tarrant County, Inc. - Working Families Success {105148-991933}	B23MC480010	EN	05H	LMC	\$6,347.57
2023	6	7797	6871634	No	23-24 The Women's Center of Tarrant County, Inc. - Working Families Success {105148-991933}	B23MC480010	EN	05H	LMC	\$6,347.71
2023	6	7797	6875807	No	23-24 The Women's Center of Tarrant County, Inc. - Working Families Success {105148-991933}	B23MC480010	EN	05H	LMC	\$6,347.86
2023	6	7797	6887208	No	23-24 The Women's Center of Tarrant County, Inc. - Working Families Success {105148-991933}	B23MC480010	EN	05H	LMC	\$6,373.99
2023	6	7797	6894268	No	23-24 The Women's Center of Tarrant County, Inc. - Working Families Success {105148-991933}	B23MC480010	EN	05H	LMC	\$6,399.17
2023	6	7797	6907882	No	23-24 The Women's Center of Tarrant County, Inc. - Working Families Success {105148-991933}	B23MC480010	EN	05H	LMC	\$6,322.20
2023	6	7797	6923311	No	23-24 The Women's Center of Tarrant County, Inc. - Working Families Success {105148-991933}	B23MC480010	EN	05H	LMC	\$6,399.22
2023	6	7797	6926450	No	23-24 The Women's Center of Tarrant County, Inc. - Working Families Success {105148-991933}	B23MC480010	EN	05H	LMC	\$5,786.17
2023	6	7797	6941871	No	23-24 The Women's Center of Tarrant County, Inc. - Working Families Success {105148-991933}	B23MC480010	EN	05H	LMC	\$6,399.33
2023	6	7797	6954840	No	23-24 The Women's Center of Tarrant County, Inc. - Working Families Success {105148-991933}	B23MC480010	EN	05H	LMC	\$6,399.39
2023	6	7797	6957899	No	23-24 The Women's Center of Tarrant County, Inc. - Working Families Success {105148-991933}	B23MC480010	EN	05H	LMC	\$5,529.76
2023	6	7798	6850820	No	23-24 Easter Seals North Texas, Inc. - Employment Services {105148-9919L2}	B23MC480010	EN	05H	LMC	\$4,828.89
2023	6	7798	6858356	No	23-24 Easter Seals North Texas, Inc. - Employment Services {105148-9919L2}	B23MC480010	EN	05H	LMC	\$5,865.88
2023	6	7798	6871646	No	23-24 Easter Seals North Texas, Inc. - Employment Services {105148-9919L2}	B23MC480010	EN	05H	LMC	\$5,658.53
2023	6	7798	6875809	No	23-24 Easter Seals North Texas, Inc. - Employment Services {105148-9919L2}	B23MC480010	EN	05H	LMC	\$3,318.46
2023	6	7798	6883650	No	23-24 Easter Seals North Texas, Inc. - Employment Services {105148-9919L2}	B23MC480010	EN	05H	LMC	\$3,318.46
2023	6	7798	6894262	No	23-24 Easter Seals North Texas, Inc. - Employment Services {105148-9919L2}	B23MC480010	EN	05H	LMC	\$4,977.70
2023	6	7798	6907893	No	23-24 Easter Seals North Texas, Inc. - Employment Services {105148-9919L2}	B23MC480010	EN	05H	LMC	\$3,998.46
2023	6	7798	6930137	No	23-24 Easter Seals North Texas, Inc. - Employment Services {105148-9919L2}	B23MC480010	EN	05H	LMC	\$4,598.46
2023	6	7798	6930138	No	23-24 Easter Seals North Texas, Inc. - Employment Services {105148-9919L2}	B23MC480010	EN	05H	LMC	\$5,278.46
2023	6	7798	6941879	No	23-24 Easter Seals North Texas, Inc. - Employment Services {105148-9919L2}	B23MC480010	EN	05H	LMC	\$5,278.46
2023	6	7798	6954842	No	23-24 Easter Seals North Texas, Inc. - Employment Services {105148-9919L2}	B23MC480010	EN	05H	LMC	\$7,917.70
2023	6	7798	6957902	No	23-24 Easter Seals North Texas, Inc. - Employment Services {105148-9919L2}	B23MC480010	EN	05H	LMC	\$4,935.36
2023	6	7799	6923331	No	23-24 NPower Inc. - Employment Services {105148-9919L8}	B23MC480010	EN	05H	LMC	\$7,575.00
										\$214,440.01
2023	8	7801	6850781	No	23-24 AB Christian Learning Center - Out of School Time Program {105148-991925}	B23MC480010	EN	05L	LMC	\$1,114.09
2023	8	7801	6858342	No	23-24 AB Christian Learning Center - Out of School Time Program {105148-991925}	B23MC480010	EN	05L	LMC	\$558.36



Office of Community Planning and Development  
 U.S. Department of Housing and Urban Development  
 Integrated Disbursement and Information System  
 PR26 - CDBG Financial Summary Report  
 Program Year 2023  
 FORT WORTH , TX

DATE: 12-20-24  
 TIME: 16:36  
 PAGE: 9

Plan Year	IDIS Project	IDIS Activity	Voucher Number	Activity to prevent, prepare for, and respond to Coronavirus	Activity Name	Grant Number	Fund Type	Matrix Code	National Objective	Drawn Amount
2023	8	7801	6883636	No	23-24 AB Christian Learning Center - Out of School Time Program {105148-991925}	B23MC480010	EN	05L	LMC	\$3,385.80
2023	8	7801	6894269	No	23-24 AB Christian Learning Center - Out of School Time Program {105148-991925}	B23MC480010	EN	05L	LMC	\$8,055.34
2023	8	7801	6907870	No	23-24 AB Christian Learning Center - Out of School Time Program {105148-991925}	B23MC480010	EN	05L	LMC	\$9,323.74
2023	8	7801	6907876	No	23-24 AB Christian Learning Center - Out of School Time Program {105148-991925}	B23MC480010	EN	05L	LMC	\$6,663.47
2023	8	7801	6923304	No	23-24 AB Christian Learning Center - Out of School Time Program {105148-991925}	B23MC480010	EN	05L	LMC	\$6,460.00
2023	8	7801	6938704	No	23-24 AB Christian Learning Center - Out of School Time Program {105148-991925}	B23MC480010	EN	05L	LMC	\$14,878.64
2023	8	7801	6957896	No	23-24 AB Christian Learning Center - Out of School Time Program {105148-991925}	B23MC480010	EN	05L	LMC	\$22,757.38
2023	8	7801	6957897	No	23-24 AB Christian Learning Center - Out of School Time Program {105148-991925}	B23MC480010	EN	05L	LMC	\$5,021.18
2023	8	7802	6850782	No	23-24 United Community Centers {105148-991930}	B23MC480010	EN	05L	LMC	\$6,918.38
2023	8	7802	6858349	No	23-24 United Community Centers {105148-991930}	B23MC480010	EN	05L	LMC	\$9,632.50
2023	8	7802	6871630	No	23-24 United Community Centers {105148-991930}	B23MC480010	EN	05L	LMC	\$9,775.25
2023	8	7802	6871631	No	23-24 United Community Centers {105148-991930}	B23MC480010	EN	05L	LMC	\$9,564.25
2023	8	7802	6883637	No	23-24 United Community Centers {105148-991930}	B23MC480010	EN	05L	LMC	\$13,616.50
2023	8	7802	6907877	No	23-24 United Community Centers {105148-991930}	B23MC480010	EN	05L	LMC	\$15,215.75
2023	8	7802	6907879	No	23-24 United Community Centers {105148-991930}	B23MC480010	EN	05L	LMC	\$11,117.50
2023	8	7802	6926445	No	23-24 United Community Centers {105148-991930}	B23MC480010	EN	05L	LMC	\$16,209.50
2023	8	7802	6926448	No	23-24 United Community Centers {105148-991930}	B23MC480010	EN	05L	LMC	\$13,489.50
2023	8	7802	6941868	No	23-24 United Community Centers {105148-991930}	B23MC480010	EN	05L	LMC	\$12,845.00
2023	8	7802	6954834	No	23-24 United Community Centers {105148-991930}	B23MC480010	EN	05L	LMC	\$6,615.87
2023	8	7802	6954835	No	23-24 United Community Centers {105148-991930}	B23MC480010	EN	05L	LMC	\$6,659.13
2023	8	7802	6957898	No	23-24 United Community Centers {105148-991930}	B23MC480010	EN	05L	LMC	\$10,765.87
2023	7	7800	6850816	No	23-24 Housing Channel- Counseling & Foreclosure {105148-991938}	B23MC480010	EN	05U	LMH	\$9,455.58
2023	7	7800	6858355	No	23-24 Housing Channel- Counseling & Foreclosure {105148-991938}	B23MC480010	EN	05U	LMH	\$8,801.03
2023	7	7800	6871643	No	23-24 Housing Channel- Counseling & Foreclosure {105148-991938}	B23MC480010	EN	05U	LMH	\$8,180.95
2023	7	7800	6871645	No	23-24 Housing Channel- Counseling & Foreclosure {105148-991938}	B23MC480010	EN	05U	LMH	\$8,319.27
2023	7	7800	6883646	No	23-24 Housing Channel- Counseling & Foreclosure {105148-991938}	B23MC480010	EN	05U	LMH	\$8,696.87
2023	7	7800	6907888	No	23-24 Housing Channel- Counseling & Foreclosure {105148-991938}	B23MC480010	EN	05U	LMH	\$7,709.88
2023	7	7800	6907890	No	23-24 Housing Channel- Counseling & Foreclosure {105148-991938}	B23MC480010	EN	05U	LMH	\$9,030.09
2023	7	7800	6923320	No	23-24 Housing Channel- Counseling & Foreclosure {105148-991938}	B23MC480010	EN	05U	LMH	\$10,772.59
2023	7	7800	6930136	No	23-24 Housing Channel- Counseling & Foreclosure {105148-991938}	B23MC480010	EN	05U	LMH	\$13,141.80
2023	7	7800	6941876	No	23-24 Housing Channel- Counseling & Foreclosure {105148-991938}	B23MC480010	EN	05U	LMH	\$12,592.42
2023	7	7800	6954846	No	23-24 Housing Channel- Counseling & Foreclosure {105148-991938}	B23MC480010	EN	05U	LMH	\$4,310.15
2023	7	7800	6954847	No	23-24 Housing Channel- Counseling & Foreclosure {105148-991938}	B23MC480010	EN	05U	LMH	\$9,784.66
								05U	Matrix Code	\$110,795.29
2019	6	7615	6883835	Yes	19-20 Tarrant Area Food Bank RED Bus Program {102361-9919D9}	B19MC480010	EN	05W	LMA	\$133.73
2019	6	7615	6883837	Yes	19-20 Tarrant Area Food Bank RED Bus Program {102361-9919D9}	B19MC480010	EN	05W	LMA	\$92.48
2019	6	7615	6894246	Yes	19-20 Tarrant Area Food Bank RED Bus Program {102361-9919D9}	B19MC480010	EN	05W	LMA	\$25.00
2019	6	7615	6907842	Yes	19-20 Tarrant Area Food Bank RED Bus Program {102361-9919D9}	B19MC480010	EN	05W	LMA	\$505.01
								05W	Matrix Code	\$756.22
2023	9	7808	6850823	No	23-24 Cancer Care Services {105148-9919L5}	B23MC480010	EN	05Z	LMC	\$5,917.45
2023	9	7808	6850824	No	23-24 Cancer Care Services {105148-9919L5}	B23MC480010	EN	05Z	LMC	\$4,619.06
2023	9	7808	6863867	No	23-24 Cancer Care Services {105148-9919L5}	B23MC480010	EN	05Z	LMC	\$4,076.06
2023	9	7808	6883652	No	23-24 Cancer Care Services {105148-9919L5}	B23MC480010	EN	05Z	LMC	\$4,560.68
2023	9	7808	6894258	No	23-24 Cancer Care Services {105148-9919L5}	B23MC480010	EN	05Z	LMC	\$3,868.55
2023	9	7808	6907895	No	23-24 Cancer Care Services {105148-9919L5}	B23MC480010	EN	05Z	LMC	\$3,868.55
2023	9	7808	6923323	No	23-24 Cancer Care Services {105148-9919L5}	B23MC480010	EN	05Z	LMC	\$5,802.83
2023	9	7808	6933938	No	23-24 Cancer Care Services {105148-9919L5}	B23MC480010	EN	05Z	LMC	\$3,868.55
2023	9	7808	6941882	No	23-24 Cancer Care Services {105148-9919L5}	B23MC480010	EN	05Z	LMC	\$3,868.55
2023	9	7808	6954843	No	23-24 Cancer Care Services {105148-9919L5}	B23MC480010	EN	05Z	LMC	\$4,096.26
2023	9	7808	6954844	No	23-24 Cancer Care Services {105148-9919L5}	B23MC480010	EN	05Z	LMC	\$5,453.46
								05Z	Matrix Code	\$50,000.00
				No	Activity to prevent, prepare for, and respond to Coronavirus					\$1,031,810.97
				Yes	Activity to prevent, prepare for, and respond to Coronavirus					\$756.22
Total										\$1,032,567.19

LINE 37 DETAIL: ACTIVITIES INCLUDED IN THE COMPUTATION OF LINE 37



Office of Community Planning and Development  
 U.S. Department of Housing and Urban Development  
 Integrated Disbursement and Information System  
 PR26 - CDBG Financial Summary Report  
 Program Year 2023  
 FORT WORTH , TX

DATE: 12-20-24  
 TIME: 16:36  
 PAGE: 10

Plan Year	IDIS Project	IDIS Activity	Voucher Number	Activity Name	Matrix Code	National Objective	Drawn Amount
2023	1	7785	6863898	23-24 NSD Compliance Part of 20% PA {105148-991902}	21A		\$7,610.89
2023	1	7785	6863900	23-24 NSD Compliance Part of 20% PA {105148-991902}	21A		\$23,366.52
2023	1	7785	6864814	23-24 NSD Compliance Part of 20% PA {105148-991902}	21A		\$51,550.75
2023	1	7785	6902932	23-24 NSD Compliance Part of 20% PA {105148-991902}	21A		\$31,496.72
2023	1	7785	6902933	23-24 NSD Compliance Part of 20% PA {105148-991902}	21A		\$27,430.28
2023	1	7785	6902935	23-24 NSD Compliance Part of 20% PA {105148-991902}	21A		\$25,064.29
2023	1	7785	6932798	23-24 NSD Compliance Part of 20% PA {105148-991902}	21A		\$30,093.66
2023	1	7785	6932799	23-24 NSD Compliance Part of 20% PA {105148-991902}	21A		\$22,431.31
2023	1	7785	6932800	23-24 NSD Compliance Part of 20% PA {105148-991902}	21A		\$19,350.30
2023	1	7785	6959525	23-24 NSD Compliance Part of 20% PA {105148-991902}	21A		\$21,096.32
2023	1	7785	6959530	23-24 NSD Compliance Part of 20% PA {105148-991902}	21A		\$22,668.91
2023	1	7785	6959531	23-24 NSD Compliance Part of 20% PA {105148-991902}	21A		\$26,675.41
2023	1	7785	6965975	23-24 NSD Compliance Part of 20% PA {105148-991902}	21A		\$12.85
2023	1	7786	6863902	23-24 NSD Community Development Part of 20% PA {105148-991903}	21A		\$8,595.92
2023	1	7786	6863904	23-24 NSD Community Development Part of 20% PA {105148-991903}	21A		\$21,178.26
2023	1	7786	6864816	23-24 NSD Community Development Part of 20% PA {105148-991903}	21A		\$30,744.82
2023	1	7786	6902937	23-24 NSD Community Development Part of 20% PA {105148-991903}	21A		\$20,819.91
2023	1	7786	6902940	23-24 NSD Community Development Part of 20% PA {105148-991903}	21A		\$14,813.52
2023	1	7786	6902941	23-24 NSD Community Development Part of 20% PA {105148-991903}	21A		\$15,103.93
2023	1	7786	6932801	23-24 NSD Community Development Part of 20% PA {105148-991903}	21A		\$16,859.61
2023	1	7786	6932806	23-24 NSD Community Development Part of 20% PA {105148-991903}	21A		\$20,438.05
2023	1	7786	6932808	23-24 NSD Community Development Part of 20% PA {105148-991903}	21A		\$16,911.71
2023	1	7786	6959533	23-24 NSD Community Development Part of 20% PA {105148-991903}	21A		\$22,439.76
2023	1	7786	6959534	23-24 NSD Community Development Part of 20% PA {105148-991903}	21A		\$15,719.05
2023	1	7786	6959535	23-24 NSD Community Development Part of 20% PA {105148-991903}	21A		\$13,434.24
2023	1	7786	6966035	23-24 NSD Community Development Part of 20% PA {105148-991903}	21A		\$25.60
2023	1	7787	6863907	23-24 NSD Planning & Reporting Part of 20% PA {105148-991904}	21A		\$6,452.11
2023	1	7787	6863909	23-24 NSD Planning & Reporting Part of 20% PA {105148-991904}	21A		\$22,235.60
2023	1	7787	6864821	23-24 NSD Planning & Reporting Part of 20% PA {105148-991904}	21A		\$66,367.54
2023	1	7787	6902943	23-24 NSD Planning & Reporting Part of 20% PA {105148-991904}	21A		\$44,015.51
2023	1	7787	6902944	23-24 NSD Planning & Reporting Part of 20% PA {105148-991904}	21A		\$38,259.92
2023	1	7787	6902947	23-24 NSD Planning & Reporting Part of 20% PA {105148-991904}	21A		\$44,020.98
2023	1	7787	6932811	23-24 NSD Planning & Reporting Part of 20% PA {105148-991904}	21A		\$36,838.02
2023	1	7787	6932812	23-24 NSD Planning & Reporting Part of 20% PA {105148-991904}	21A		\$42,715.86
2023	1	7787	6932814	23-24 NSD Planning & Reporting Part of 20% PA {105148-991904}	21A		\$41,278.19
2023	1	7787	6959537	23-24 NSD Planning & Reporting Part of 20% PA {105148-991904}	21A		\$41,322.30
2023	1	7787	6959539	23-24 NSD Planning & Reporting Part of 20% PA {105148-991904}	21A		\$38,519.70
2023	1	7787	6959542	23-24 NSD Planning & Reporting Part of 20% PA {105148-991904}	21A		\$33,417.89
2023	1	7788	6863912	23-24 NSD Administration & Loan Services Part of 20% PA {105148-991905}	21A		\$1,740.65
2023	1	7788	6863913	23-24 NSD Administration & Loan Services Part of 20% PA {105148-991905}	21A		\$8,881.91
2023	1	7788	6864829	23-24 NSD Administration & Loan Services Part of 20% PA {105148-991905}	21A		\$5,628.19
2023	1	7788	6902950	23-24 NSD Administration & Loan Services Part of 20% PA {105148-991905}	21A		\$4,968.96
2023	1	7788	6902952	23-24 NSD Administration & Loan Services Part of 20% PA {105148-991905}	21A		\$10,050.83
2023	1	7788	6902954	23-24 NSD Administration & Loan Services Part of 20% PA {105148-991905}	21A		\$33,425.14
2023	1	7788	6932816	23-24 NSD Administration & Loan Services Part of 20% PA {105148-991905}	21A		\$6,947.16
2023	1	7788	6932817	23-24 NSD Administration & Loan Services Part of 20% PA {105148-991905}	21A		\$6,144.25
2023	1	7788	6932819	23-24 NSD Administration & Loan Services Part of 20% PA {105148-991905}	21A		\$5,897.74
2023	1	7788	6959544	23-24 NSD Administration & Loan Services Part of 20% PA {105148-991905}	21A		\$4,834.91
2023	1	7788	6959547	23-24 NSD Administration & Loan Services Part of 20% PA {105148-991905}	21A		\$10,971.48
2023	1	7788	6959550	23-24 NSD Administration & Loan Services Part of 20% PA {105148-991905}	21A		\$7,982.71
2023	1	7788	6966044	23-24 NSD Administration & Loan Services Part of 20% PA {105148-991905}	21A		\$23,654.53
2023	1	7789	6863921	23-24 NSD Neighborhood Improvement & Revitalization Part of 20% PA {105148-991907}	21A		\$1,689.80
2023	1	7789	6863981	23-24 NSD Neighborhood Improvement & Revitalization Part of 20% PA {105148-991907}	21A		\$14,410.51
2023	1	7789	6864837	23-24 NSD Neighborhood Improvement & Revitalization Part of 20% PA {105148-991907}	21A		\$27,800.61
2023	1	7789	6902962	23-24 NSD Neighborhood Improvement & Revitalization Part of 20% PA {105148-991907}	21A		\$19,704.36
2023	1	7789	6902963	23-24 NSD Neighborhood Improvement & Revitalization Part of 20% PA {105148-991907}	21A		\$16,757.77
2023	1	7789	6902964	23-24 NSD Neighborhood Improvement & Revitalization Part of 20% PA {105148-991907}	21A		\$21,613.55
2023	1	7789	6932826	23-24 NSD Neighborhood Improvement & Revitalization Part of 20% PA {105148-991907}	21A		\$17,953.16
2023	1	7789	6932841	23-24 NSD Neighborhood Improvement & Revitalization Part of 20% PA {105148-991907}	21A		\$15,063.49
2023	1	7789	6932843	23-24 NSD Neighborhood Improvement & Revitalization Part of 20% PA {105148-991907}	21A		\$15,702.79
2023	1	7789	6959570	23-24 NSD Neighborhood Improvement & Revitalization Part of 20% PA {105148-991907}	21A		\$21,687.74
2023	1	7789	6959572	23-24 NSD Neighborhood Improvement & Revitalization Part of 20% PA {105148-991907}	21A		\$25,155.56
2023	1	7789	6959573	23-24 NSD Neighborhood Improvement & Revitalization Part of 20% PA {105148-991907}	21A		\$25,442.16
						Matrix Code	\$1,335,486.17
<b>Total</b>							<b>\$1,335,486.17</b>



**PART I: SUMMARY OF CDBG-CV RESOURCES**

01 CDBG-CV GRANT	9,828,497.00
02 FUNDS RETURNED TO THE LINE-OF-CREDIT	0.00
03 FUNDS RETURNED TO THE LOCAL CDBG ACCOUNT	0.00
04 TOTAL CDBG-CV FUNDS AWARDED	9,828,497.00

**PART II: SUMMARY OF CDBG-CV EXPENDITURES**

05 DISBURSEMENTS OTHER THAN SECTION 108 REPAYMENTS AND PLANNING/ADMINISTRATION	8,272,237.12
06 DISBURSED IN IDIS FOR PLANNING/ADMINISTRATION	788,953.20
07 DISBURSED IN IDIS FOR SECTION 108 REPAYMENTS	0.00
08 TOTAL EXPENDITURES (SUM, LINES 05 - 07)	9,061,190.32
09 UNEXPENDED BALANCE (LINE 04 - LINE8 )	767,306.68

**PART III: LOWMOD BENEFIT FOR THE CDBG-CV GRANT**

10 EXPENDED FOR LOW/MOD HOUSING IN SPECIAL AREAS	0.00
11 EXPENDED FOR LOW/MOD MULTI-UNIT HOUSING	0.00
12 DISBURSED FOR OTHER LOW/MOD ACTIVITIES	8,272,237.12
13 TOTAL LOW/MOD CREDIT (SUM, LINES 10 - 12)	8,272,237.12
14 AMOUNT SUBJECT TO LOW/MOD BENEFIT (LINE 05)	8,272,237.12
15 PERCENT LOW/MOD CREDIT (LINE 13/LINE 14)	100.00%

**PART IV: PUBLIC SERVICE (PS) CALCULATIONS**

16 DISBURSED IN IDIS FOR PUBLIC SERVICES	5,428,626.69
17 CDBG-CV GRANT	9,828,497.00
18 PERCENT OF FUNDS DISBURSED FOR PS ACTIVITIES (LINE 16/LINE 17)	55.23%

**PART V: PLANNING AND ADMINISTRATION (PA) CAP**

19 DISBURSED IN IDIS FOR PLANNING/ADMINISTRATION	791,343.33
20 CDBG-CV GRANT	9,828,497.00
21 PERCENT OF FUNDS DISBURSED FOR PA ACTIVITIES (LINE 19/LINE 20)	8.05%



LINE 10 DETAIL: ACTIVITIES TO CONSIDER IN DETERMINING THE AMOUNT TO ENTER ON LINE 10

No data returned for this view. This might be because the applied filter excludes all data.

LINE 11 DETAIL: ACTIVITIES TO CONSIDER IN DETERMINING THE AMOUNT TO ENTER ON LINE 11

No data returned for this view. This might be because the applied filter excludes all data.

LINE 12 DETAIL: ACTIVITIES INCLUDED IN THE COMPUTATION OF LINE 12

Plan Year	IDIS Project	IDIS Activity	Voucher Number	Activity Name	Matrix Code	National Objective	Drawn Amount
2019	6	7779	6862616	19-20 Tarrant Area Food Bank Grocery Delivery Program {103166-9919D9}	05Z	LMC	\$3,999.66
			6862617	19-20 Tarrant Area Food Bank Grocery Delivery Program {103166-9919D9}	05Z	LMC	\$4,787.21
			6871870	19-20 Tarrant Area Food Bank Grocery Delivery Program {103166-9919D9}	05Z	LMC	\$4,423.40
			6884337	19-20 Tarrant Area Food Bank Grocery Delivery Program {103166-9919D9}	05Z	LMC	\$4,422.16
			6908247	19-20 Tarrant Area Food Bank Grocery Delivery Program {103166-9919D9}	05Z	LMC	\$4,412.03
		7834	6832928	19-20 Tarrant Area Food Bank RED Bus Program {102718-9919D9}	05W	LMA	\$14,806.02
			6858467	19-20 Tarrant Area Food Bank RED Bus Program {102718-9919D9}	05W	LMA	\$13,490.10
			6858470	19-20 Tarrant Area Food Bank RED Bus Program {102718-9919D9}	05W	LMA	\$7,508.70
			6871605	19-20 Tarrant Area Food Bank RED Bus Program {102718-9919D9}	05W	LMA	\$4,704.01
			6887206	19-20 Tarrant Area Food Bank RED Bus Program {102718-9919D9}	05W	LMA	\$8,627.24
			6890966	19-20 Tarrant Area Food Bank RED Bus Program {102718-9919D9}	05W	LMA	\$6,889.67
			6907835	19-20 Tarrant Area Food Bank RED Bus Program {102718-9919D9}	05W	LMA	\$18,440.78
			6923343	19-20 Tarrant Area Food Bank RED Bus Program {102718-9919D9}	05W	LMA	\$12,297.61
			6926458	19-20 Tarrant Area Food Bank RED Bus Program {102718-9919D9}	05W	LMA	\$11,868.48
			6926460	19-20 Tarrant Area Food Bank RED Bus Program {102718-9919D9}	05W	LMA	\$7,128.39
			6941867	19-20 Tarrant Area Food Bank RED Bus Program {102718-9919D9}	05W	LMA	\$6,608.82
	18	7478	6490434	19-20 CDBG-CV Center for Transforming Lives - Micro-Enterprise {102718-9919U0}	18C	LMC	\$217.01
			6498080	19-20 CDBG-CV Center for Transforming Lives - Micro-Enterprise {102718-9919U0}	18C	LMC	\$40.71
			6498081	19-20 CDBG-CV Center for Transforming Lives - Micro-Enterprise {102718-9919U0}	18C	LMC	\$28.17
			6508340	19-20 CDBG-CV Center for Transforming Lives - Micro-Enterprise {102718-9919U0}	18C	LMC	\$176.70
			6525579	19-20 CDBG-CV Center for Transforming Lives - Micro-Enterprise {102718-9919U0}	18C	LMC	\$3,834.09
			6557166	19-20 CDBG-CV Center for Transforming Lives - Micro-Enterprise {102718-9919U0}	18C	LMC	\$3,102.55
			6557167	19-20 CDBG-CV Center for Transforming Lives - Micro-Enterprise {102718-9919U0}	18C	LMC	\$694.04
			6557169	19-20 CDBG-CV Center for Transforming Lives - Micro-Enterprise {102718-9919U0}	18C	LMC	\$376.91
			6557171	19-20 CDBG-CV Center for Transforming Lives - Micro-Enterprise {102718-9919U0}	18C	LMC	\$305.96





Office of Community Planning and Development  
 U.S. Department of Housing and Urban Development  
 Integrated Disbursement and Information System  
 PR26 - CDBG-CV Financial Summary Report  
 FORT WORTH , TX

DATE: 12-20-24  
 TIME: 16:49  
 PAGE: 3

Plan Year	IDIS Project	IDIS Activity	Voucher Number	Activity Name	Matrix Code	National Objective	Drawn Amount
2019	18	7478	6557173	19-20 CDBG-CV Center for Transforming Lives - Micro-Enterprise {102718-9919U0}	18C	LMC	\$265.95
			6567938	19-20 CDBG-CV Center for Transforming Lives - Micro-Enterprise {102718-9919U0}	18C	LMC	\$29,601.44
			6567939	19-20 CDBG-CV Center for Transforming Lives - Micro-Enterprise {102718-9919U0}	18C	LMC	\$3,863.13
			6590538	19-20 CDBG-CV Center for Transforming Lives - Micro-Enterprise {102718-9919U0}	18C	LMC	\$2,471.93
			6590540	19-20 CDBG-CV Center for Transforming Lives - Micro-Enterprise {102718-9919U0}	18C	LMC	\$4,229.69
			6590543	19-20 CDBG-CV Center for Transforming Lives - Micro-Enterprise {102718-9919U0}	18C	LMC	\$114.74
			6604696	19-20 CDBG-CV Center for Transforming Lives - Micro-Enterprise {102718-9919U0}	18C	LMC	\$4,169.52
			6639496	19-20 CDBG-CV Center for Transforming Lives - Micro-Enterprise {102718-9919U0}	18C	LMC	\$8,663.41
			6639498	19-20 CDBG-CV Center for Transforming Lives - Micro-Enterprise {102718-9919U0}	18C	LMC	\$7,824.36
			6647253	19-20 CDBG-CV Center for Transforming Lives - Micro-Enterprise {102718-9919U0}	18C	LMC	\$2,372.89
			6656429	19-20 CDBG-CV Center for Transforming Lives - Micro-Enterprise {102718-9919U0}	18C	LMC	\$3,736.22
			6656431	19-20 CDBG-CV Center for Transforming Lives - Micro-Enterprise {102718-9919U0}	18C	LMC	\$14,375.01
			6672828	19-20 CDBG-CV Center for Transforming Lives - Micro-Enterprise {102718-9919U0}	18C	LMC	\$2,286.71
			6684569	19-20 CDBG-CV Center for Transforming Lives - Micro-Enterprise {102718-9919U0}	18C	LMC	\$3,263.22
			6753700	19-20 CDBG-CV Center for Transforming Lives - Micro-Enterprise {102718-9919U0}	18C	LMC	\$3,173.71
			6753701	19-20 CDBG-CV Center for Transforming Lives - Micro-Enterprise {102718-9919U0}	18C	LMC	\$4,908.28
			6753703	19-20 CDBG-CV Center for Transforming Lives - Micro-Enterprise {102718-9919U0}	18C	LMC	\$3,109.74
			6753705	19-20 CDBG-CV Center for Transforming Lives - Micro-Enterprise {102718-9919U0}	18C	LMC	\$3,012.43
			6753706	19-20 CDBG-CV Center for Transforming Lives - Micro-Enterprise {102718-9919U0}	18C	LMC	\$1,911.65
			6795476	19-20 CDBG-CV Center for Transforming Lives - Micro-Enterprise {102718-9919U0}	18C	LMC	\$3,794.39
			6795480	19-20 CDBG-CV Center for Transforming Lives - Micro-Enterprise {102718-9919U0}	18C	LMC	\$2,842.52
			6795482	19-20 CDBG-CV Center for Transforming Lives - Micro-Enterprise {102718-9919U0}	18C	LMC	\$2,986.92
			6863870	19-20 CDBG-CV Center for Transforming Lives - Micro-Enterprise {102718-9919U0}	18C	LMC	\$4,314.40
			6863874	19-20 CDBG-CV Center for Transforming Lives - Micro-Enterprise {102718-9919U0}	18C	LMC	\$6,342.47
			6863875	19-20 CDBG-CV Center for Transforming Lives - Micro-Enterprise {102718-9919U0}	18C	LMC	\$2,165.75
			6907837	19-20 CDBG-CV Center for Transforming Lives - Micro-Enterprise {102718-9919U0}	18C	LMC	\$4,791.09
			6907840	19-20 CDBG-CV Center for Transforming Lives - Micro-Enterprise {102718-9919U0}	18C	LMC	\$7,469.25
			6907841	19-20 CDBG-CV Center for Transforming Lives - Micro-Enterprise {102718-9919U0}	18C	LMC	\$5,784.65
			6908256	19-20 CDBG-CV Center for Transforming Lives - Micro-Enterprise {102718-9919U0}	18C	LMC	\$5,463.69
			6923344	19-20 CDBG-CV Center for Transforming Lives - Micro-Enterprise {102718-9919U0}	18C	LMC	\$7,751.02
			6930140	19-20 CDBG-CV Center for Transforming Lives - Micro-Enterprise {102718-9919U0}	18C	LMC	\$4,734.73
			6964575	19-20 CDBG-CV Center for Transforming Lives - Micro-Enterprise {102718-9919U0}	18C	LMC	\$5,693.61
			6964576	19-20 CDBG-CV Center for Transforming Lives - Micro-Enterprise {102718-9919U0}	18C	LMC	\$3,731.42



Office of Community Planning and Development  
 U.S. Department of Housing and Urban Development  
 Integrated Disbursement and Information System  
 PR26 - CDBG-CV Financial Summary Report  
 FORT WORTH , TX

DATE: 12-20-24  
 TIME: 16:49  
 PAGE: 4

Plan Year	IDIS Project	IDIS Activity	Voucher Number	Activity Name	Matrix Code	National Objective	Drawn Amount
2019	18	7478	6964577	19-20 CDBG-CV Center for Transforming Lives - Micro-Enterprise {102718-9919U0}	18C	LMC	\$4,617.61
		7482	6490439	19-20 CDBG-CV Presbyterian Night Shelter - Clean Slate Employment Services {102718-9919U8}	05H	LMC	\$6,889.12
			6490440	19-20 CDBG-CV Presbyterian Night Shelter - Clean Slate Employment Services {102718-9919U8}	05H	LMC	\$18,802.80
			6498082	19-20 CDBG-CV Presbyterian Night Shelter - Clean Slate Employment Services {102718-9919U8}	05H	LMC	\$8,352.52
			6498083	19-20 CDBG-CV Presbyterian Night Shelter - Clean Slate Employment Services {102718-9919U8}	05H	LMC	\$11,858.61
			6498084	19-20 CDBG-CV Presbyterian Night Shelter - Clean Slate Employment Services {102718-9919U8}	05H	LMC	\$7,128.82
			6498085	19-20 CDBG-CV Presbyterian Night Shelter - Clean Slate Employment Services {102718-9919U8}	05H	LMC	\$7,126.92
			6498086	19-20 CDBG-CV Presbyterian Night Shelter - Clean Slate Employment Services {102718-9919U8}	05H	LMC	\$12,197.52
			6508341	19-20 CDBG-CV Presbyterian Night Shelter - Clean Slate Employment Services {102718-9919U8}	05H	LMC	\$23,316.04
			6508342	19-20 CDBG-CV Presbyterian Night Shelter - Clean Slate Employment Services {102718-9919U8}	05H	LMC	\$6,889.14
			6511792	19-20 CDBG-CV Presbyterian Night Shelter - Clean Slate Employment Services {102718-9919U8}	05H	LMC	\$7,126.90
			6511793	19-20 CDBG-CV Presbyterian Night Shelter - Clean Slate Employment Services {102718-9919U8}	05H	LMC	\$6,645.23
			6532309	19-20 CDBG-CV Presbyterian Night Shelter - Clean Slate Employment Services {102718-9919U8}	05H	LMC	\$5,851.87
			6544543	19-20 CDBG-CV Presbyterian Night Shelter - Clean Slate Employment Services {102718-9919U8}	05H	LMC	\$8,599.00
			6557165	19-20 CDBG-CV Presbyterian Night Shelter - Clean Slate Employment Services {102718-9919U8}	05H	LMC	\$6,514.38
			6567940	19-20 CDBG-CV Presbyterian Night Shelter - Clean Slate Employment Services {102718-9919U8}	05H	LMC	\$6,419.23
			6590555	19-20 CDBG-CV Presbyterian Night Shelter - Clean Slate Employment Services {102718-9919U8}	05H	LMC	\$6,061.54
			6593081	19-20 CDBG-CV Presbyterian Night Shelter - Clean Slate Employment Services {102718-9919U8}	05H	LMC	\$4,615.39
			6593088	19-20 CDBG-CV Presbyterian Night Shelter - Clean Slate Employment Services {102718-9919U8}	05H	LMC	\$5,604.95
		7484	6485421	19-20 CDBG-CV Recovery Resource Council - Employment Services for Veterans {102718-9919U9}	05H	LMC	\$1,915.94
			6485422	19-20 CDBG-CV Recovery Resource Council - Employment Services for Veterans {102718-9919U9}	05H	LMC	\$4,376.55
			6485423	19-20 CDBG-CV Recovery Resource Council - Employment Services for Veterans {102718-9919U9}	05H	LMC	\$4,326.26
			6485424	19-20 CDBG-CV Recovery Resource Council - Employment Services for Veterans {102718-9919U9}	05H	LMC	\$4,326.26
			6485425	19-20 CDBG-CV Recovery Resource Council - Employment Services for Veterans {102718-9919U9}	05H	LMC	\$4,484.36
			6557160	19-20 CDBG-CV Recovery Resource Council - Employment Services for Veterans {102718-9919U9}	05H	LMC	\$450.45
			6557161	19-20 CDBG-CV Recovery Resource Council - Employment Services for Veterans {102718-9919U9}	05H	LMC	\$485.78
			6557164	19-20 CDBG-CV Recovery Resource Council - Employment Services for Veterans {102718-9919U9}	05H	LMC	\$408.48
			6612108	19-20 CDBG-CV Recovery Resource Council - Employment Services for Veterans {102718-9919U9}	05H	LMC	\$524.01
			6612109	19-20 CDBG-CV Recovery Resource Council - Employment Services for Veterans {102718-9919U9}	05H	LMC	\$2,050.39
			6612110	19-20 CDBG-CV Recovery Resource Council - Employment Services for Veterans {102718-9919U9}	05H	LMC	\$1,105.61
			6612111	19-20 CDBG-CV Recovery Resource Council - Employment Services for Veterans {102718-9919U9}	05H	LMC	\$1,920.91
			6612112	19-20 CDBG-CV Recovery Resource Council - Employment Services for Veterans {102718-9919U9}	05H	LMC	\$1,975.32
			6612113	19-20 CDBG-CV Recovery Resource Council - Employment Services for Veterans {102718-9919U9}	05H	LMC	\$1,769.33



Office of Community Planning and Development  
 U.S. Department of Housing and Urban Development  
 Integrated Disbursement and Information System  
 PR26 - CDBG-CV Financial Summary Report  
 FORT WORTH , TX

DATE: 12-20-24  
 TIME: 16:49  
 PAGE: 5

Plan Year	IDIS Project	IDIS Activity	Voucher Number	Activity Name	Matrix Code	National Objective	Drawn Amount
2019	18	7489	6451651	19-20 CDBG-CV The Women's Center of Tarrant County - Employment Services {102718-9919V0}	05H	LMC	\$4,008.67
			6451654	19-20 CDBG-CV The Women's Center of Tarrant County - Employment Services {102718-9919V0}	05H	LMC	\$6,905.43
			6457105	19-20 CDBG-CV The Women's Center of Tarrant County - Employment Services {102718-9919V0}	05H	LMC	\$6,810.29
			6464053	19-20 CDBG-CV The Women's Center of Tarrant County - Employment Services {102718-9919V0}	05H	LMC	\$6,559.94
			6490441	19-20 CDBG-CV The Women's Center of Tarrant County - Employment Services {102718-9919V0}	05H	LMC	\$5,124.10
			6490442	19-20 CDBG-CV The Women's Center of Tarrant County - Employment Services {102718-9919V0}	05H	LMC	\$4,142.36
			6490443	19-20 CDBG-CV The Women's Center of Tarrant County - Employment Services {102718-9919V0}	05H	LMC	\$11,330.55
			6511794	19-20 CDBG-CV The Women's Center of Tarrant County - Employment Services {102718-9919V0}	05H	LMC	\$7,651.01
			6511795	19-20 CDBG-CV The Women's Center of Tarrant County - Employment Services {102718-9919V0}	05H	LMC	\$6,714.06
			6544549	19-20 CDBG-CV The Women's Center of Tarrant County - Employment Services {102718-9919V0}	05H	LMC	\$6,279.71
			6544555	19-20 CDBG-CV The Women's Center of Tarrant County - Employment Services {102718-9919V0}	05H	LMC	\$5,297.92
			6544560	19-20 CDBG-CV The Women's Center of Tarrant County - Employment Services {102718-9919V0}	05H	LMC	\$5,739.45
			6552387	19-20 CDBG-CV The Women's Center of Tarrant County - Employment Services {102718-9919V0}	05H	LMC	\$7,312.33
			6567934	19-20 CDBG-CV The Women's Center of Tarrant County - Employment Services {102718-9919V0}	05H	LMC	\$22,348.00
			6590552	19-20 CDBG-CV The Women's Center of Tarrant County - Employment Services {102718-9919V0}	05H	LMC	\$6,326.02
			6590553	19-20 CDBG-CV The Women's Center of Tarrant County - Employment Services {102718-9919V0}	05H	LMC	\$2,199.07
			6593042	19-20 CDBG-CV The Women's Center of Tarrant County - Employment Services {102718-9919V0}	05H	LMC	\$5,472.09
		7594	6567726	20-21 CDBG-CV3 Recovery Resource Council - Employment Support {103166-9919U9}	05F	LMC	\$3,469.95
			6567727	20-21 CDBG-CV3 Recovery Resource Council - Employment Support {103166-9919U9}	05F	LMC	\$6,074.65
			6567729	20-21 CDBG-CV3 Recovery Resource Council - Employment Support {103166-9919U9}	05F	LMC	\$3,879.72
			6567730	20-21 CDBG-CV3 Recovery Resource Council - Employment Support {103166-9919U9}	05F	LMC	\$952.61
			6634320	20-21 CDBG-CV3 Recovery Resource Council - Employment Support {103166-9919U9}	05F	LMC	\$3,701.01
			6634323	20-21 CDBG-CV3 Recovery Resource Council - Employment Support {103166-9919U9}	05F	LMC	\$3,707.00
			6634324	20-21 CDBG-CV3 Recovery Resource Council - Employment Support {103166-9919U9}	05F	LMC	\$3,670.74
			6634325	20-21 CDBG-CV3 Recovery Resource Council - Employment Support {103166-9919U9}	05F	LMC	\$3,776.68
			6634327	20-21 CDBG-CV3 Recovery Resource Council - Employment Support {103166-9919U9}	05F	LMC	\$1,812.02
			6634328	20-21 CDBG-CV3 Recovery Resource Council - Employment Support {103166-9919U9}	05F	LMC	\$120.00
			6647250	20-21 CDBG-CV3 Recovery Resource Council - Employment Support {103166-9919U9}	05F	LMC	\$3,542.72
			6656711	20-21 CDBG-CV3 Recovery Resource Council - Employment Support {103166-9919U9}	05F	LMC	\$4,189.94
			6672878	20-21 CDBG-CV3 Recovery Resource Council - Employment Support {103166-9919U9}	05F	LMC	\$4,169.03
			6684562	20-21 CDBG-CV3 Recovery Resource Council - Employment Support {103166-9919U9}	05F	LMC	\$4,106.09
			6697774	20-21 CDBG-CV3 Recovery Resource Council - Employment Support {103166-9919U9}	05F	LMC	\$2,490.50
			6719387	20-21 CDBG-CV3 Recovery Resource Council - Employment Support {103166-9919U9}	05F	LMC	\$2,033.95



Office of Community Planning and Development  
 U.S. Department of Housing and Urban Development  
 Integrated Disbursement and Information System  
 PR26 - CDBG-CV Financial Summary Report  
 FORT WORTH , TX

DATE: 12-20-24  
 TIME: 16:49  
 PAGE: 6

Plan Year	IDIS Project	IDIS Activity	Voucher Number	Activity Name	Matrix Code	National Objective	Drawn Amount		
2019	18	7595	6520945	20-21 CDBG-CV3 The Ladder Alliance - Employment Services {103166-991922}	05H	LMC	\$5,729.58		
			6520949	20-21 CDBG-CV3 The Ladder Alliance - Employment Services {103166-991922}	05H	LMC	\$7,037.83		
			6567732	20-21 CDBG-CV3 The Ladder Alliance - Employment Services {103166-991922}	05H	LMC	\$11,196.66		
			6567733	20-21 CDBG-CV3 The Ladder Alliance - Employment Services {103166-991922}	05H	LMC	\$9,131.32		
			6567734	20-21 CDBG-CV3 The Ladder Alliance - Employment Services {103166-991922}	05H	LMC	\$8,521.20		
			6567735	20-21 CDBG-CV3 The Ladder Alliance - Employment Services {103166-991922}	05H	LMC	\$7,513.08		
			6590567	20-21 CDBG-CV3 The Ladder Alliance - Employment Services {103166-991922}	05H	LMC	\$7,672.68		
			6590568	20-21 CDBG-CV3 The Ladder Alliance - Employment Services {103166-991922}	05H	LMC	\$13,974.63		
			6590582	20-21 CDBG-CV3 The Ladder Alliance - Employment Services {103166-991922}	05H	LMC	\$16,135.56		
			6603662	20-21 CDBG-CV3 The Ladder Alliance - Employment Services {103166-991922}	05H	LMC	\$18,893.20		
			6634293	20-21 CDBG-CV3 The Ladder Alliance - Employment Services {103166-991922}	05H	LMC	\$26,601.78		
			6634295	20-21 CDBG-CV3 The Ladder Alliance - Employment Services {103166-991922}	05H	LMC	\$22,736.66		
			6684616	20-21 CDBG-CV3 The Ladder Alliance - Employment Services {103166-991922}	05H	LMC	\$7,926.67		
			6684617	20-21 CDBG-CV3 The Ladder Alliance - Employment Services {103166-991922}	05H	LMC	\$15,314.59		
			6684619	20-21 CDBG-CV3 The Ladder Alliance - Employment Services {103166-991922}	05H	LMC	\$10,603.94		
			6697952	20-21 CDBG-CV3 The Ladder Alliance - Employment Services {103166-991922}	05H	LMC	\$11,010.62		
			19	7480	6429949	19-20 CDBG-CV Meals On Wheels - Senior Nutrition Program {102718-9919U6}	03A	LMC	\$48,900.61
					6485430	19-20 CDBG-CV Meals On Wheels - Senior Nutrition Program {102718-9919U6}	03A	LMC	\$15,023.47
					6485431	19-20 CDBG-CV Meals On Wheels - Senior Nutrition Program {102718-9919U6}	03A	LMC	\$24,550.86
					6485432	19-20 CDBG-CV Meals On Wheels - Senior Nutrition Program {102718-9919U6}	03A	LMC	\$11,436.46
6490438	19-20 CDBG-CV Meals On Wheels - Senior Nutrition Program {102718-9919U6}	03A			LMC	\$18,239.35			
6511796	19-20 CDBG-CV Meals On Wheels - Senior Nutrition Program {102718-9919U6}	03A			LMC	\$17,365.42			
6511797	19-20 CDBG-CV Meals On Wheels - Senior Nutrition Program {102718-9919U6}	03A			LMC	\$37,250.32			
6519525	19-20 CDBG-CV Meals On Wheels - Senior Nutrition Program {102718-9919U6}	03A			LMC	\$19,006.95			
6519527	19-20 CDBG-CV Meals On Wheels - Senior Nutrition Program {102718-9919U6}	03A			LMC	\$19,427.31			
6519528	19-20 CDBG-CV Meals On Wheels - Senior Nutrition Program {102718-9919U6}	03A			LMC	\$24,083.02			
6532311	19-20 CDBG-CV Meals On Wheels - Senior Nutrition Program {102718-9919U6}	03A			LMC	\$19,066.75			
6532313	19-20 CDBG-CV Meals On Wheels - Senior Nutrition Program {102718-9919U6}	03A			LMC	\$20,054.97			
6557179	19-20 CDBG-CV Meals On Wheels - Senior Nutrition Program {102718-9919U6}	03A			LMC	\$20,341.37			
6557187	19-20 CDBG-CV Meals On Wheels - Senior Nutrition Program {102718-9919U6}	03A			LMC	\$5,253.14			
6819090	19-20 CDBG-CV Meals On Wheels - Senior Nutrition Program {102718-9919U6}	03A			LMC	\$30,296.55			
6819096	19-20 CDBG-CV Meals On Wheels - Senior Nutrition Program {102718-9919U6}	03A			LMC	\$40,396.60			
6819099	19-20 CDBG-CV Meals On Wheels - Senior Nutrition Program {102718-9919U6}	03A	LMC	\$37,275.15					



Office of Community Planning and Development  
 U.S. Department of Housing and Urban Development  
 Integrated Disbursement and Information System  
 PR26 - CDBG-CV Financial Summary Report  
 FORT WORTH , TX

DATE: 12-20-24  
 TIME: 16:49  
 PAGE: 7

Plan Year	IDIS Project	IDIS Activity	Voucher Number	Activity Name	Matrix Code	National Objective	Drawn Amount
2019	19	7480	6819101	19-20 CDBG-CV Meals On Wheels - Senior Nutrition Program {102718-9919U6}	03A	LMC	\$32,088.33
			6819105	19-20 CDBG-CV Meals On Wheels - Senior Nutrition Program {102718-9919U6}	03A	LMC	\$40,148.60
			6827336	19-20 CDBG-CV Meals On Wheels - Senior Nutrition Program {102718-9919U6}	03A	LMC	\$32,522.60
			6858359	19-20 CDBG-CV Meals On Wheels - Senior Nutrition Program {102718-9919U6}	03A	LMC	\$35,560.60
			6858360	19-20 CDBG-CV Meals On Wheels - Senior Nutrition Program {102718-9919U6}	03A	LMC	\$31,360.10
			6858363	19-20 CDBG-CV Meals On Wheels - Senior Nutrition Program {102718-9919U6}	03A	LMC	\$34,238.09
			6871603	19-20 CDBG-CV Meals On Wheels - Senior Nutrition Program {102718-9919U6}	03A	LMC	\$27,014.02
			6887204	19-20 CDBG-CV Meals On Wheels - Senior Nutrition Program {102718-9919U6}	03A	LMC	\$19,081.30
		7856	6907905	19-20 CDBG-CV3 Meals On Wheels - Transportation Program {103166-9919U6}	05B	LMC	\$33,330.52
			6909411	19-20 CDBG-CV3 Meals On Wheels - Transportation Program {103166-9919U6}	05B	LMC	\$24,973.26
			6923340	19-20 CDBG-CV3 Meals On Wheels - Transportation Program {103166-9919U6}	05B	LMC	\$34,046.28
			6923341	19-20 CDBG-CV3 Meals On Wheels - Transportation Program {103166-9919U6}	05B	LMC	\$28,711.52
			6933931	19-20 CDBG-CV3 Meals On Wheels - Transportation Program {103166-9919U6}	05B	LMC	\$30,959.02
			6954362	19-20 CDBG-CV3 Meals On Wheels - Transportation Program {103166-9919U6}	05B	LMC	\$33,268.52
			6964573	19-20 CDBG-CV3 Meals On Wheels - Transportation Program {103166-9919U6}	05B	LMC	\$26,541.52
	20	7477	6485426	19-20 CDBG-CV Center for Transforming Lives - Emergency Rental Assistance {102718-9919U1}	05Q	LMC	\$888.96
			6485427	19-20 CDBG-CV Center for Transforming Lives - Emergency Rental Assistance {102718-9919U1}	05Q	LMC	\$3,874.00
			6485428	19-20 CDBG-CV Center for Transforming Lives - Emergency Rental Assistance {102718-9919U1}	05Q	LMC	\$3,895.88
			6490435	19-20 CDBG-CV Center for Transforming Lives - Emergency Rental Assistance {102718-9919U1}	05Q	LMC	\$57,341.34
			6490436	19-20 CDBG-CV Center for Transforming Lives - Emergency Rental Assistance {102718-9919U1}	05Q	LMC	\$29,343.06
			6490437	19-20 CDBG-CV Center for Transforming Lives - Emergency Rental Assistance {102718-9919U1}	05Q	LMC	\$32,598.50
			6519529	19-20 CDBG-CV Center for Transforming Lives - Emergency Rental Assistance {102718-9919U1}	05Q	LMC	\$18,086.43
			6525582	19-20 CDBG-CV Center for Transforming Lives - Emergency Rental Assistance {102718-9919U1}	05Q	LMC	\$3,805.38
			6525587	19-20 CDBG-CV Center for Transforming Lives - Emergency Rental Assistance {102718-9919U1}	05Q	LMC	\$3,805.38
			6533384	19-20 CDBG-CV Center for Transforming Lives - Emergency Rental Assistance {102718-9919U1}	05Q	LMC	\$3,805.38
			6538334	19-20 CDBG-CV Center for Transforming Lives - Emergency Rental Assistance {102718-9919U1}	05Q	LMC	\$15,000.00
			6538336	19-20 CDBG-CV Center for Transforming Lives - Emergency Rental Assistance {102718-9919U1}	05Q	LMC	\$15,000.00
			6552386	19-20 CDBG-CV Center for Transforming Lives - Emergency Rental Assistance {102718-9919U1}	05Q	LMC	\$12,541.95
			6557065	19-20 CDBG-CV Center for Transforming Lives - Emergency Rental Assistance {102718-9919U1}	05Q	LMC	\$31,659.04
			6557070	19-20 CDBG-CV Center for Transforming Lives - Emergency Rental Assistance {102718-9919U1}	05Q	LMC	\$44,940.34
			6557071	19-20 CDBG-CV Center for Transforming Lives - Emergency Rental Assistance {102718-9919U1}	05Q	LMC	\$26,670.00
			6557073	19-20 CDBG-CV Center for Transforming Lives - Emergency Rental Assistance {102718-9919U1}	05Q	LMC	\$12,877.27
			6567930	19-20 CDBG-CV Center for Transforming Lives - Emergency Rental Assistance {102718-9919U1}	05Q	LMC	\$17,651.08



Office of Community Planning and Development  
 U.S. Department of Housing and Urban Development  
 Integrated Disbursement and Information System  
 PR26 - CDBG-CV Financial Summary Report  
 FORT WORTH , TX

DATE: 12-20-24  
 TIME: 16:49  
 PAGE: 8

Plan Year	IDIS Project	IDIS Activity	Voucher Number	Activity Name	Matrix Code	National Objective	Drawn Amount
2019	20	7477	6590546	19-20 CDBG-CV Center for Transforming Lives - Emergency Rental Assistance {102718-9919U1}	05Q	LMC	\$7,319.30
			6590549	19-20 CDBG-CV Center for Transforming Lives - Emergency Rental Assistance {102718-9919U1}	05Q	LMC	\$9,741.28
			6590551	19-20 CDBG-CV Center for Transforming Lives - Emergency Rental Assistance {102718-9919U1}	05Q	LMC	\$20,766.62
			6639478	19-20 CDBG-CV Center for Transforming Lives - Emergency Rental Assistance {102718-9919U1}	05Q	LMC	\$40,032.33
			6639479	19-20 CDBG-CV Center for Transforming Lives - Emergency Rental Assistance {102718-9919U1}	05Q	LMC	\$34,206.24
			6639480	19-20 CDBG-CV Center for Transforming Lives - Emergency Rental Assistance {102718-9919U1}	05Q	LMC	\$20,705.14
			6647252	19-20 CDBG-CV Center for Transforming Lives - Emergency Rental Assistance {102718-9919U1}	05Q	LMC	\$17,775.72
			6656436	19-20 CDBG-CV Center for Transforming Lives - Emergency Rental Assistance {102718-9919U1}	05Q	LMC	\$20,633.61
			6672820	19-20 CDBG-CV Center for Transforming Lives - Emergency Rental Assistance {102718-9919U1}	05Q	LMC	\$33,102.63
			6684572	19-20 CDBG-CV Center for Transforming Lives - Emergency Rental Assistance {102718-9919U1}	05Q	LMC	\$43,116.97
			6697940	19-20 CDBG-CV Center for Transforming Lives - Emergency Rental Assistance {102718-9919U1}	05Q	LMC	\$69,412.00
			6697943	19-20 CDBG-CV Center for Transforming Lives - Emergency Rental Assistance {102718-9919U1}	05Q	LMC	\$78,837.80
			6729761	19-20 CDBG-CV Center for Transforming Lives - Emergency Rental Assistance {102718-9919U1}	05Q	LMC	\$65,564.51
			6729764	19-20 CDBG-CV Center for Transforming Lives - Emergency Rental Assistance {102718-9919U1}	05Q	LMC	\$113,267.17
			6738130	19-20 CDBG-CV Center for Transforming Lives - Emergency Rental Assistance {102718-9919U1}	05Q	LMC	\$69,766.87
			6787434	19-20 CDBG-CV Center for Transforming Lives - Emergency Rental Assistance {102718-9919U1}	05Q	LMC	\$18.46
			6787435	19-20 CDBG-CV Center for Transforming Lives - Emergency Rental Assistance {102718-9919U1}	05Q	LMC	\$973.18
			6795473	19-20 CDBG-CV Center for Transforming Lives - Emergency Rental Assistance {102718-9919U1}	05Q	LMC	\$136.32
			6804019	19-20 CDBG-CV Center for Transforming Lives - Emergency Rental Assistance {102718-9919U1}	05Q	LMC	\$23,500.09
			6804082	19-20 CDBG-CV Center for Transforming Lives - Emergency Rental Assistance {102718-9919U1}	05Q	LMC	\$2,279.58
			6831681	19-20 CDBG-CV Center for Transforming Lives - Emergency Rental Assistance {102718-9919U1}	05Q	LMC	\$716.00
			6831683	19-20 CDBG-CV Center for Transforming Lives - Emergency Rental Assistance {102718-9919U1}	05Q	LMC	\$701.77
		7479	6477596	19-20 CDBG-CV Housing Channel - Emergency Rental Assistance {102718-9919U2}	05Q	LMC	\$13,919.09
			6498076	19-20 CDBG-CV Housing Channel - Emergency Rental Assistance {102718-9919U2}	05Q	LMC	\$33,457.42
			6498077	19-20 CDBG-CV Housing Channel - Emergency Rental Assistance {102718-9919U2}	05Q	LMC	\$33,725.99
			6639500	19-20 CDBG-CV Housing Channel - Emergency Rental Assistance {102718-9919U2}	05Q	LMC	\$50,791.58
			6639501	19-20 CDBG-CV Housing Channel - Emergency Rental Assistance {102718-9919U2}	05Q	LMC	\$62,905.40
			6639502	19-20 CDBG-CV Housing Channel - Emergency Rental Assistance {102718-9919U2}	05Q	LMC	\$40,817.25
			6639504	19-20 CDBG-CV Housing Channel - Emergency Rental Assistance {102718-9919U2}	05Q	LMC	\$53,427.53
			6639505	19-20 CDBG-CV Housing Channel - Emergency Rental Assistance {102718-9919U2}	05Q	LMC	\$22,484.87
			6639507	19-20 CDBG-CV Housing Channel - Emergency Rental Assistance {102718-9919U2}	05Q	LMC	\$16,115.80
			6656443	19-20 CDBG-CV Housing Channel - Emergency Rental Assistance {102718-9919U2}	05Q	LMC	\$28,087.07
			6729840	19-20 CDBG-CV Housing Channel - Emergency Rental Assistance {102718-9919U2}	05Q	LMC	\$81,406.61



Office of Community Planning and Development  
 U.S. Department of Housing and Urban Development  
 Integrated Disbursement and Information System  
 PR26 - CDBG-CV Financial Summary Report  
 FORT WORTH , TX

DATE: 12-20-24  
 TIME: 16:49  
 PAGE: 9

Plan Year	IDIS Project	IDIS Activity	Voucher Number	Activity Name	Matrix Code	National Objective	Drawn Amount
2019	20	7481	6451647	19-20 CDBG-CV Family Pathfinders of Tarrant County - Emergency Rental Assistance {102718-9919U3}	05Q	LMC	\$12,080.97
			6457104	19-20 CDBG-CV Family Pathfinders of Tarrant County - Emergency Rental Assistance {102718-9919U3}	05Q	LMC	\$12,091.31
			6475560	19-20 CDBG-CV Family Pathfinders of Tarrant County - Emergency Rental Assistance {102718-9919U3}	05Q	LMC	\$27,404.00
			6475563	19-20 CDBG-CV Family Pathfinders of Tarrant County - Emergency Rental Assistance {102718-9919U3}	05Q	LMC	\$46,807.97
			6490444	19-20 CDBG-CV Family Pathfinders of Tarrant County - Emergency Rental Assistance {102718-9919U3}	05Q	LMC	\$28,593.37
			6490445	19-20 CDBG-CV Family Pathfinders of Tarrant County - Emergency Rental Assistance {102718-9919U3}	05Q	LMC	\$23,346.97
			6503095	19-20 CDBG-CV Family Pathfinders of Tarrant County - Emergency Rental Assistance {102718-9919U3}	05Q	LMC	\$17,049.68
			6504345	19-20 CDBG-CV Family Pathfinders of Tarrant County - Emergency Rental Assistance {102718-9919U3}	05Q	LMC	\$29,570.74
			6511790	19-20 CDBG-CV Family Pathfinders of Tarrant County - Emergency Rental Assistance {102718-9919U3}	05Q	LMC	\$15,551.43
			6532306	19-20 CDBG-CV Family Pathfinders of Tarrant County - Emergency Rental Assistance {102718-9919U3}	05Q	LMC	\$25,396.49
			6544529	19-20 CDBG-CV Family Pathfinders of Tarrant County - Emergency Rental Assistance {102718-9919U3}	05Q	LMC	\$39,407.91
			6557067	19-20 CDBG-CV Family Pathfinders of Tarrant County - Emergency Rental Assistance {102718-9919U3}	05Q	LMC	\$46,745.85
			6590535	19-20 CDBG-CV Family Pathfinders of Tarrant County - Emergency Rental Assistance {102718-9919U3}	05Q	LMC	\$50,953.31
		7487	6451656	19-20 CDBG-CV Tarrant County Samaritan Housing - Emergency Rental Assistance {102718-9919U5}	05Q	LMC	\$67,199.79
			6451659	19-20 CDBG-CV Tarrant County Samaritan Housing - Emergency Rental Assistance {102718-9919U5}	05Q	LMC	\$833.75
			6451661	19-20 CDBG-CV Tarrant County Samaritan Housing - Emergency Rental Assistance {102718-9919U5}	05Q	LMC	\$59,083.37
			6451663	19-20 CDBG-CV Tarrant County Samaritan Housing - Emergency Rental Assistance {102718-9919U5}	05Q	LMC	\$8,471.71
			6451664	19-20 CDBG-CV Tarrant County Samaritan Housing - Emergency Rental Assistance {102718-9919U5}	05Q	LMC	\$1,487.15
			6498078	19-20 CDBG-CV Tarrant County Samaritan Housing - Emergency Rental Assistance {102718-9919U5}	05Q	LMC	\$1,391.47
			6498079	19-20 CDBG-CV Tarrant County Samaritan Housing - Emergency Rental Assistance {102718-9919U5}	05Q	LMC	\$1,675.13
			6516287	19-20 CDBG-CV Tarrant County Samaritan Housing - Emergency Rental Assistance {102718-9919U5}	05Q	LMC	\$2,479.56
			6516288	19-20 CDBG-CV Tarrant County Samaritan Housing - Emergency Rental Assistance {102718-9919U5}	05Q	LMC	\$1,057.80
			6516289	19-20 CDBG-CV Tarrant County Samaritan Housing - Emergency Rental Assistance {102718-9919U5}	05Q	LMC	\$1,041.33
			6532315	19-20 CDBG-CV Tarrant County Samaritan Housing - Emergency Rental Assistance {102718-9919U5}	05Q	LMC	\$1,059.63
			6532317	19-20 CDBG-CV Tarrant County Samaritan Housing - Emergency Rental Assistance {102718-9919U5}	05Q	LMC	\$34,056.31
			6552388	19-20 CDBG-CV Tarrant County Samaritan Housing - Emergency Rental Assistance {102718-9919U5}	05Q	LMC	\$27,455.70
			6567931	19-20 CDBG-CV Tarrant County Samaritan Housing - Emergency Rental Assistance {102718-9919U5}	05Q	LMC	\$34,535.83
			6567932	19-20 CDBG-CV Tarrant County Samaritan Housing - Emergency Rental Assistance {102718-9919U5}	05Q	LMC	\$3,073.27
			6593036	19-20 CDBG-CV Tarrant County Samaritan Housing - Emergency Rental Assistance {102718-9919U5}	05Q	LMC	\$4,331.91
			6593037	19-20 CDBG-CV Tarrant County Samaritan Housing - Emergency Rental Assistance {102718-9919U5}	05Q	LMC	\$912.43
			6593039	19-20 CDBG-CV Tarrant County Samaritan Housing - Emergency Rental Assistance {102718-9919U5}	05Q	LMC	\$9,231.16
			6604692	19-20 CDBG-CV Tarrant County Samaritan Housing - Emergency Rental Assistance {102718-9919U5}	05Q	LMC	\$912.43
			6639512	19-20 CDBG-CV Tarrant County Samaritan Housing - Emergency Rental Assistance {102718-9919U5}	05Q	LMC	\$914.95



Office of Community Planning and Development  
 U.S. Department of Housing and Urban Development  
 Integrated Disbursement and Information System  
 PR26 - CDBG-CV Financial Summary Report  
 FORT WORTH , TX

DATE: 12-20-24  
 TIME: 16:49  
 PAGE: 10

Plan Year	IDIS Project	IDIS Activity	Voucher Number	Activity Name	Matrix Code	National Objective	Drawn Amount			
2019	20	7487	6639513	19-20 CDBG-CV Tarrant County Samaritan Housing - Emergency Rental Assistance {102718-9919U5}	05Q	LMC	\$914.14			
			6656433	19-20 CDBG-CV Tarrant County Samaritan Housing - Emergency Rental Assistance {102718-9919U5}	05Q	LMC	\$915.81			
			6672825	19-20 CDBG-CV Tarrant County Samaritan Housing - Emergency Rental Assistance {102718-9919U5}	05Q	LMC	\$350.72			
			6697949	19-20 CDBG-CV Tarrant County Samaritan Housing - Emergency Rental Assistance {102718-9919U5}	05Q	LMC	\$382.44			
			6697951	19-20 CDBG-CV Tarrant County Samaritan Housing - Emergency Rental Assistance {102718-9919U5}	05Q	LMC	\$2,732.21			
			7596	6603677	19-20 CDBG-CV3 Tarrant County Samaritan Housing - Emergency Rental Assistance {103166-9919U5}	05Z	LMC	\$21,973.49		
				6603678	19-20 CDBG-CV3 Tarrant County Samaritan Housing - Emergency Rental Assistance {103166-9919U5}	05Z	LMC	\$2,174.95		
				6603680	19-20 CDBG-CV3 Tarrant County Samaritan Housing - Emergency Rental Assistance {103166-9919U5}	05Z	LMC	\$4,276.84		
				6603682	19-20 CDBG-CV3 Tarrant County Samaritan Housing - Emergency Rental Assistance {103166-9919U5}	05Z	LMC	\$1,142.41		
				6634317	19-20 CDBG-CV3 Tarrant County Samaritan Housing - Emergency Rental Assistance {103166-9919U5}	05Z	LMC	\$3,853.27		
				6634318	19-20 CDBG-CV3 Tarrant County Samaritan Housing - Emergency Rental Assistance {103166-9919U5}	05Z	LMC	\$5,319.77		
				6647248	19-20 CDBG-CV3 Tarrant County Samaritan Housing - Emergency Rental Assistance {103166-9919U5}	05Z	LMC	\$2,029.01		
				6656514	19-20 CDBG-CV3 Tarrant County Samaritan Housing - Emergency Rental Assistance {103166-9919U5}	05Z	LMC	\$4,588.40		
				6672859	19-20 CDBG-CV3 Tarrant County Samaritan Housing - Emergency Rental Assistance {103166-9919U5}	05Z	LMC	\$65,478.13		
				6684566	19-20 CDBG-CV3 Tarrant County Samaritan Housing - Emergency Rental Assistance {103166-9919U5}	05Z	LMC	\$51,391.31		
				6697768	19-20 CDBG-CV3 Tarrant County Samaritan Housing - Emergency Rental Assistance {103166-9919U5}	05Z	LMC	\$37,492.87		
		7597		6532325	19-20 CDBG-CV3 -Volunteers of America - Emergency Rental Assistance {103166-9919W0}	05Z	LMC	\$757.11		
				6544603	19-20 CDBG-CV3 -Volunteers of America - Emergency Rental Assistance {103166-9919W0}	05Z	LMC	\$248.98		
				6567736	19-20 CDBG-CV3 -Volunteers of America - Emergency Rental Assistance {103166-9919W0}	05Z	LMC	\$241.45		
				6567929	19-20 CDBG-CV3 -Volunteers of America - Emergency Rental Assistance {103166-9919W0}	05Z	LMC	\$2,353.17		
				6590597	19-20 CDBG-CV3 -Volunteers of America - Emergency Rental Assistance {103166-9919W0}	05Z	LMC	\$3,681.01		
			6590598	19-20 CDBG-CV3 -Volunteers of America - Emergency Rental Assistance {103166-9919W0}	05Z	LMC	\$8,359.38			
			6592825	19-20 CDBG-CV3 -Volunteers of America - Emergency Rental Assistance {103166-9919W0}	05Z	LMC	\$9,588.23			
			6603670	19-20 CDBG-CV3 -Volunteers of America - Emergency Rental Assistance {103166-9919W0}	05Z	LMC	\$10,929.34			
			6634329	19-20 CDBG-CV3 -Volunteers of America - Emergency Rental Assistance {103166-9919W0}	05Z	LMC	\$14,014.98			
			6656499	19-20 CDBG-CV3 -Volunteers of America - Emergency Rental Assistance {103166-9919W0}	05Z	LMC	\$12,264.54			
			6656504	19-20 CDBG-CV3 -Volunteers of America - Emergency Rental Assistance {103166-9919W0}	05Z	LMC	\$2,132.52			
			6672861	19-20 CDBG-CV3 -Volunteers of America - Emergency Rental Assistance {103166-9919W0}	05Z	LMC	\$303.89			
			6672862	19-20 CDBG-CV3 -Volunteers of America - Emergency Rental Assistance {103166-9919W0}	05Z	LMC	\$715.68			
			6697776	19-20 CDBG-CV3 -Volunteers of America - Emergency Rental Assistance {103166-9919W0}	05Z	LMC	\$9,333.55			
			2020	3	7581	6520956	20-21 CDBG-CV3 Trinity Habitat for Humanity Healthy Homes for Seniors Program {103166-991950}	14A	LMH	\$58,795.32
						6532320	20-21 CDBG-CV3 Trinity Habitat for Humanity Healthy Homes for Seniors Program {103166-991950}	14A	LMH	\$9,129.28
6538342	20-21 CDBG-CV3 Trinity Habitat for Humanity Healthy Homes for Seniors Program {103166-991950}	14A				LMH	\$11,796.53			





Office of Community Planning and Development  
 U.S. Department of Housing and Urban Development  
 Integrated Disbursement and Information System  
 PR26 - CDBG-CV Financial Summary Report  
 FORT WORTH , TX

DATE: 12-20-24  
 TIME: 16:49  
 PAGE: 11

Plan Year	IDIS Project	IDIS Activity	Voucher Number	Activity Name	Matrix Code	National Objective	Drawn Amount		
2020	3	7581	6556510	20-21 CDBG-CV3 Trinity Habitat for Humanity Healthy Homes for Seniors Program {103166-991950}	14A	LMH	\$29,506.84		
			6568455	20-21 CDBG-CV3 Trinity Habitat for Humanity Healthy Homes for Seniors Program {103166-991950}	14A	LMH	\$12,284.96		
			6568457	20-21 CDBG-CV3 Trinity Habitat for Humanity Healthy Homes for Seniors Program {103166-991950}	14A	LMH	\$22,408.32		
			6590605	20-21 CDBG-CV3 Trinity Habitat for Humanity Healthy Homes for Seniors Program {103166-991950}	14A	LMH	\$47,345.65		
			6590606	20-21 CDBG-CV3 Trinity Habitat for Humanity Healthy Homes for Seniors Program {103166-991950}	14A	LMH	\$45,707.74		
			6633551	20-21 CDBG-CV3 Trinity Habitat for Humanity Healthy Homes for Seniors Program {103166-991950}	14A	LMH	\$53,257.93		
			6633552	20-21 CDBG-CV3 Trinity Habitat for Humanity Healthy Homes for Seniors Program {103166-991950}	14A	LMH	\$39,780.94		
			6633553	20-21 CDBG-CV3 Trinity Habitat for Humanity Healthy Homes for Seniors Program {103166-991950}	14A	LMH	\$56,289.11		
			6658801	20-21 CDBG-CV3 Trinity Habitat for Humanity Healthy Homes for Seniors Program {103166-991950}	14A	LMH	\$56,677.33		
			6672535	20-21 CDBG-CV3 Trinity Habitat for Humanity Healthy Homes for Seniors Program {103166-991950}	14A	LMH	\$47,019.29		
			6672536	20-21 CDBG-CV3 Trinity Habitat for Humanity Healthy Homes for Seniors Program {103166-991950}	14A	LMH	\$54,202.23		
			6672537	20-21 CDBG-CV3 Trinity Habitat for Humanity Healthy Homes for Seniors Program {103166-991950}	14A	LMH	\$190,488.05		
			6686666	20-21 CDBG-CV3 Trinity Habitat for Humanity Healthy Homes for Seniors Program {103166-991950}	14A	LMH	\$88,297.69		
			6698166	20-21 CDBG-CV3 Trinity Habitat for Humanity Healthy Homes for Seniors Program {103166-991950}	14A	LMH	\$177,055.29		
			6700768	20-21 CDBG-CV3 Trinity Habitat for Humanity Healthy Homes for Seniors Program {103166-991950}	14A	LMH	\$108,031.00		
			6725899	20-21 CDBG-CV3 Trinity Habitat for Humanity Healthy Homes for Seniors Program {103166-991950}	14A	LMH	\$122,598.78		
			6733341	20-21 CDBG-CV3 Trinity Habitat for Humanity Healthy Homes for Seniors Program {103166-991950}	14A	LMH	\$185,573.11		
			6740315	20-21 CDBG-CV3 Trinity Habitat for Humanity Healthy Homes for Seniors Program {103166-991950}	14A	LMH	\$60,818.45		
			6750479	20-21 CDBG-CV3 Trinity Habitat for Humanity Healthy Homes for Seniors Program {103166-991950}	14A	LMH	\$14,194.71		
			6764294	20-21 CDBG-CV3 Trinity Habitat for Humanity Healthy Homes for Seniors Program {103166-991950}	14A	LMH	\$33,120.02		
			6775967	20-21 CDBG-CV3 Trinity Habitat for Humanity Healthy Homes for Seniors Program {103166-991950}	14A	LMH	\$94,231.17		
			6804142	20-21 CDBG-CV3 Trinity Habitat for Humanity Healthy Homes for Seniors Program {103166-991950}	14A	LMH	\$14,375.54		
			6804148	20-21 CDBG-CV3 Trinity Habitat for Humanity Healthy Homes for Seniors Program {103166-991950}	14A	LMH	\$128,466.15		
			6805536	20-21 CDBG-CV3 Trinity Habitat for Humanity Healthy Homes for Seniors Program {103166-991950}	14A	LMH	\$21,899.00		
			6821897	20-21 CDBG-CV3 Trinity Habitat for Humanity Healthy Homes for Seniors Program {103166-991950}	14A	LMH	\$41,419.86		
			6860727	20-21 CDBG-CV3 Trinity Habitat for Humanity Healthy Homes for Seniors Program {103166-991950}	14A	LMH	\$30,716.52		
			6860728	20-21 CDBG-CV3 Trinity Habitat for Humanity Healthy Homes for Seniors Program {103166-991950}	14A	LMH	\$68,302.96		
			6860730	20-21 CDBG-CV3 Trinity Habitat for Humanity Healthy Homes for Seniors Program {103166-991950}	14A	LMH	\$22,217.50		
			6865430	20-21 CDBG-CV3 Trinity Habitat for Humanity Healthy Homes for Seniors Program {103166-991950}	14A	LMH	\$23,109.50		
			6880793	20-21 CDBG-CV3 Trinity Habitat for Humanity Healthy Homes for Seniors Program {103166-991950}	14A	LMH	\$18,669.00		
			6918940	20-21 CDBG-CV3 Trinity Habitat for Humanity Healthy Homes for Seniors Program {103166-991950}	14A	LMH	\$11,229.03		
			7	7474	6490446	19-20 CDBG-CV The Salvation Army - Emergency Rental Assistance {102718-9919U4}	05Q	LMC	\$11,637.00
					6490447	19-20 CDBG-CV The Salvation Army - Emergency Rental Assistance {102718-9919U4}	05Q	LMC	\$3,036.00



Office of Community Planning and Development  
 U.S. Department of Housing and Urban Development  
 Integrated Disbursement and Information System  
 PR26 - CDBG-CV Financial Summary Report  
 FORT WORTH , TX

DATE: 12-20-24  
 TIME: 16:49  
 PAGE: 12

Plan Year	IDIS Project	IDIS Activity	Voucher Number	Activity Name	Matrix Code	National Objective	Drawn Amount		
2020	7	7474	6490448	19-20 CDBG-CV The Salvation Army - Emergency Rental Assistance {102718-9919U4}	05Q	LMC	\$14,086.43		
			6503096	19-20 CDBG-CV The Salvation Army - Emergency Rental Assistance {102718-9919U4}	05Q	LMC	\$12,775.00		
			6503097	19-20 CDBG-CV The Salvation Army - Emergency Rental Assistance {102718-9919U4}	05Q	LMC	\$45,336.92		
			6511791	19-20 CDBG-CV The Salvation Army - Emergency Rental Assistance {102718-9919U4}	05Q	LMC	\$19,723.00		
			6544540	19-20 CDBG-CV The Salvation Army - Emergency Rental Assistance {102718-9919U4}	05Q	LMC	\$13,075.15		
			6557224	19-20 CDBG-CV The Salvation Army - Emergency Rental Assistance {102718-9919U4}	05Q	LMC	\$2,675.34		
			6590537	19-20 CDBG-CV The Salvation Army - Emergency Rental Assistance {102718-9919U4}	05Q	LMC	\$10,419.18		
			6639481	19-20 CDBG-CV The Salvation Army - Emergency Rental Assistance {102718-9919U4}	05Q	LMC	\$12,406.69		
			6639484	19-20 CDBG-CV The Salvation Army - Emergency Rental Assistance {102718-9919U4}	05Q	LMC	\$7,061.90		
			6639485	19-20 CDBG-CV The Salvation Army - Emergency Rental Assistance {102718-9919U4}	05Q	LMC	\$18,181.12		
			6639486	19-20 CDBG-CV The Salvation Army - Emergency Rental Assistance {102718-9919U4}	05Q	LMC	\$18,236.08		
			6656439	19-20 CDBG-CV The Salvation Army - Emergency Rental Assistance {102718-9919U4}	05Q	LMC	\$23,170.15		
			6672822	19-20 CDBG-CV The Salvation Army - Emergency Rental Assistance {102718-9919U4}	05Q	LMC	\$55,744.85		
			6697944	19-20 CDBG-CV The Salvation Army - Emergency Rental Assistance {102718-9919U4}	05Q	LMC	\$21,525.51		
			6697945	19-20 CDBG-CV The Salvation Army - Emergency Rental Assistance {102718-9919U4}	05Q	LMC	\$10,824.00		
			6697947	19-20 CDBG-CV The Salvation Army - Emergency Rental Assistance {102718-9919U4}	05Q	LMC	\$16,585.68		
			8	7582	6520959	20-21 CDBG-CV3 AB Christian Learning Center {103166-991925}	05L	LMC	\$5,961.68
					6520961	20-21 CDBG-CV3 AB Christian Learning Center {103166-991925}	05L	LMC	\$12,011.28
					6520964	20-21 CDBG-CV3 AB Christian Learning Center {103166-991925}	05L	LMC	\$6,248.34
					6520967	20-21 CDBG-CV3 AB Christian Learning Center {103166-991925}	05L	LMC	\$10,083.11
6532322	20-21 CDBG-CV3 AB Christian Learning Center {103166-991925}	05L			LMC	\$15,514.60			
6533389	20-21 CDBG-CV3 AB Christian Learning Center {103166-991925}	05L			LMC	\$8,582.88			
6544591	20-21 CDBG-CV3 AB Christian Learning Center {103166-991925}	05L			LMC	\$5,000.00			
6590583	20-21 CDBG-CV3 AB Christian Learning Center {103166-991925}	05L			LMC	\$20,783.56			
6656712	20-21 CDBG-CV3 AB Christian Learning Center {103166-991925}	05L			LMC	\$7,742.86			
6656714	20-21 CDBG-CV3 AB Christian Learning Center {103166-991925}	05L			LMC	\$5,407.25			
6672830	20-21 CDBG-CV3 AB Christian Learning Center {103166-991925}	05L		LMC	\$5,132.47				
6684620	20-21 CDBG-CV3 AB Christian Learning Center {103166-991925}	05L		LMC	\$10,139.25				
6697787	20-21 CDBG-CV3 AB Christian Learning Center {103166-991925}	05L		LMC	\$1,528.89				
7583	6532321	20-21 CDBG-CV3 Boys & Girls Clubs of Greater Tarrant County {103166-991934}		05D	LMC	\$25,412.35			
	6538339	20-21 CDBG-CV3 Boys & Girls Clubs of Greater Tarrant County {103166-991934}		05D	LMC	\$5,445.09			
	6557377	20-21 CDBG-CV3 Boys & Girls Clubs of Greater Tarrant County {103166-991934}		05D	LMC	\$7,617.39			
	6557378	20-21 CDBG-CV3 Boys & Girls Clubs of Greater Tarrant County {103166-991934}		05D	LMC	\$13,096.91			
	6567927	20-21 CDBG-CV3 Boys & Girls Clubs of Greater Tarrant County {103166-991934}		05D	LMC	\$6,955.41			
	6590586	20-21 CDBG-CV3 Boys & Girls Clubs of Greater Tarrant County {103166-991934}		05D	LMC	\$15,626.94			
	6590587	20-21 CDBG-CV3 Boys & Girls Clubs of Greater Tarrant County {103166-991934}		05D	LMC	\$12,566.26			
	6592820	20-21 CDBG-CV3 Boys & Girls Clubs of Greater Tarrant County {103166-991934}	05D	LMC	\$7,038.15				
	6603667	20-21 CDBG-CV3 Boys & Girls Clubs of Greater Tarrant County {103166-991934}	05D	LMC	\$4,104.17				
	6634305	20-21 CDBG-CV3 Boys & Girls Clubs of Greater Tarrant County {103166-991934}	05D	LMC	\$5,240.67				



Office of Community Planning and Development  
 U.S. Department of Housing and Urban Development  
 Integrated Disbursement and Information System  
 PR26 - CDBG-CV Financial Summary Report  
 FORT WORTH , TX

DATE: 12-20-24  
 TIME: 16:49  
 PAGE: 13

Plan Year	IDIS Project	IDIS Activity	Voucher Number	Activity Name	Matrix Code	National Objective	Drawn Amount	
2020	8	7583	6634306	20-21 CDBG-CV3 Boys & Girls Clubs of Greater Tarrant County {103166-991934}	05D	LMC	\$5,225.26	
			6639529	20-21 CDBG-CV3 Boys & Girls Clubs of Greater Tarrant County {103166-991934}	05D	LMC	\$5,861.90	
			6656517	20-21 CDBG-CV3 Boys & Girls Clubs of Greater Tarrant County {103166-991934}	05D	LMC	\$6,633.72	
			6672810	20-21 CDBG-CV3 Boys & Girls Clubs of Greater Tarrant County {103166-991934}	05D	LMC	\$10,821.17	
			6684622	20-21 CDBG-CV3 Boys & Girls Clubs of Greater Tarrant County {103166-991934}	05D	LMC	\$12,354.10	
			6697771	20-21 CDBG-CV3 Boys & Girls Clubs of Greater Tarrant County {103166-991934}	05D	LMC	\$13,631.69	
		6697953	20-21 CDBG-CV3 Boys & Girls Clubs of Greater Tarrant County {103166-991934}	05D	LMC	\$72,857.46		
		7588	6532318	20-21 CDBG-CV3 United Community Centers {103166-991930}	05L	LMC	\$10,540.50	
			6532319	20-21 CDBG-CV3 United Community Centers {103166-991930}	05L	LMC	\$7,912.50	
			6533391	20-21 CDBG-CV3 United Community Centers {103166-991930}	05L	LMC	\$11,241.00	
			6544595	20-21 CDBG-CV3 United Community Centers {103166-991930}	05L	LMC	\$18,613.00	
			6552537	20-21 CDBG-CV3 United Community Centers {103166-991930}	05L	LMC	\$12,861.25	
			6567725	20-21 CDBG-CV3 United Community Centers {103166-991930}	05L	LMC	\$20,847.75	
			6600433	20-21 CDBG-CV3 United Community Centers {103166-991930}	05L	LMC	\$8,762.75	
			6600453	20-21 CDBG-CV3 United Community Centers {103166-991930}	05L	LMC	\$9,287.25	
			6600463	20-21 CDBG-CV3 United Community Centers {103166-991930}	05L	LMC	\$8,964.50	
			6600482	20-21 CDBG-CV3 United Community Centers {103166-991930}	05L	LMC	\$13,867.50	
			6634302	20-21 CDBG-CV3 United Community Centers {103166-991930}	05L	LMC	\$10,093.00	
	6634303		20-21 CDBG-CV3 United Community Centers {103166-991930}	05L	LMC	\$27,320.15		
	6647251	20-21 CDBG-CV3 United Community Centers {103166-991930}	05L	LMC	\$39,364.75			
	6672838	20-21 CDBG-CV3 United Community Centers {103166-991930}	05L	LMC	\$324.10			
	9	7584	6520953	20-21 CDBG-CV3 Camp Fire First Texas {103166-991935}	05D	LMC	\$2,115.43	
			6532323	20-21 CDBG-CV3 Camp Fire First Texas {103166-991935}	05D	LMC	\$3,161.39	
			6532324	20-21 CDBG-CV3 Camp Fire First Texas {103166-991935}	05D	LMC	\$6,483.98	
			6557380	20-21 CDBG-CV3 Camp Fire First Texas {103166-991935}	05D	LMC	\$4,621.77	
			6590588	20-21 CDBG-CV3 Camp Fire First Texas {103166-991935}	05D	LMC	\$17,003.79	
			6590591	20-21 CDBG-CV3 Camp Fire First Texas {103166-991935}	05D	LMC	\$4,045.27	
			6639532	20-21 CDBG-CV3 Camp Fire First Texas {103166-991935}	05D	LMC	\$873.50	
			6639535	20-21 CDBG-CV3 Camp Fire First Texas {103166-991935}	05D	LMC	\$293.75	
			6639537	20-21 CDBG-CV3 Camp Fire First Texas {103166-991935}	05D	LMC	\$1,521.26	
			6684551	20-21 CDBG-CV3 Camp Fire First Texas {103166-991935}	05D	LMC	\$3,274.75	
			6684561	20-21 CDBG-CV3 Camp Fire First Texas {103166-991935}	05D	LMC	\$1,044.39	
			6684627	20-21 CDBG-CV3 Camp Fire First Texas {103166-991935}	05D	LMC	\$2,634.75	
			6684628	20-21 CDBG-CV3 Camp Fire First Texas {103166-991935}	05D	LMC	\$5,989.00	
			6697954	20-21 CDBG-CV3 Camp Fire First Texas {103166-991935}	05D	LMC	\$2,798.96	
			6697955	20-21 CDBG-CV3 Camp Fire First Texas {103166-991935}	05D	LMC	\$5,935.21	
			6719385	20-21 CDBG-CV3 Camp Fire First Texas {103166-991935}	05D	LMC	\$5,825.52	
			7585	6592827	20-21 CDBG-CV3 Clayton Youth Enrichment {103166-991927}	05D	LMC	\$116,420.17
				6600464	20-21 CDBG-CV3 Clayton Youth Enrichment {103166-991927}	05D	LMC	\$11,720.93
		6600468		20-21 CDBG-CV3 Clayton Youth Enrichment {103166-991927}	05D	LMC	\$13,489.10	
		6600471		20-21 CDBG-CV3 Clayton Youth Enrichment {103166-991927}	05D	LMC	\$10,287.63	
		6600473		20-21 CDBG-CV3 Clayton Youth Enrichment {103166-991927}	05D	LMC	\$5,792.71	
		6603664		20-21 CDBG-CV3 Clayton Youth Enrichment {103166-991927}	05D	LMC	\$7,947.46	
		6634298		20-21 CDBG-CV3 Clayton Youth Enrichment {103166-991927}	05D	LMC	\$10,991.29	
		6634300		20-21 CDBG-CV3 Clayton Youth Enrichment {103166-991927}	05D	LMC	\$19,451.87	
6639525		20-21 CDBG-CV3 Clayton Youth Enrichment {103166-991927}		05D	LMC	\$12,961.12		
6672832		20-21 CDBG-CV3 Clayton Youth Enrichment {103166-991927}		05D	LMC	\$16,185.89		
6697756		20-21 CDBG-CV3 Clayton Youth Enrichment {103166-991927}		05D	LMC	\$46,961.01		
6697758		20-21 CDBG-CV3 Clayton Youth Enrichment {103166-991927}		05D	LMC	\$17,218.27		
6697760		20-21 CDBG-CV3 Clayton Youth Enrichment {103166-991927}		05D	LMC	\$6,555.66		
7586		6520954		20-21 CDBG-CV3 Fort Worth SPARC {103166-991988}	05D	LMC	\$59,593.33	
		6544601		20-21 CDBG-CV3 Fort Worth SPARC {103166-991988}	05D	LMC	\$19,392.15	
		6634314		20-21 CDBG-CV3 Fort Worth SPARC {103166-991988}	05D	LMC	\$11,774.09	
		6634315		20-21 CDBG-CV3 Fort Worth SPARC {103166-991988}	05D	LMC	\$19,312.00	
		6639540		20-21 CDBG-CV3 Fort Worth SPARC {103166-991988}	05D	LMC	\$21,386.23	



Office of Community Planning and Development  
 U.S. Department of Housing and Urban Development  
 Integrated Disbursement and Information System  
 PR26 - CDBG-CV Financial Summary Report  
 FORT WORTH , TX

DATE: 12-20-24  
 TIME: 16:49  
 PAGE: 14

Plan Year	IDIS Project	IDIS Activity	Voucher Number	Activity Name	Matrix Code	National Objective	Drawn Amount
2020	9	7586	6673435	20-21 CDBG-CV3 Fort Worth SPARC {103166-991988}	05D	LMC	\$2,350.00
			6686673	20-21 CDBG-CV3 Fort Worth SPARC {103166-991988}	05D	LMC	\$29,560.00
		7587	6520952	20-21 CDBG-CV3 Girls Inc {103166-991936}	05D	LMC	\$11,207.04
			6544596	20-21 CDBG-CV3 Girls Inc {103166-991936}	05D	LMC	\$27,763.32
			6552549	20-21 CDBG-CV3 Girls Inc {103166-991936}	05D	LMC	\$18,702.37
			6552551	20-21 CDBG-CV3 Girls Inc {103166-991936}	05D	LMC	\$15,769.01
			6570249	20-21 CDBG-CV3 Girls Inc {103166-991936}	05D	LMC	\$11,885.78
			6570252	20-21 CDBG-CV3 Girls Inc {103166-991936}	05D	LMC	\$13,289.24
			6590594	20-21 CDBG-CV3 Girls Inc {103166-991936}	05D	LMC	\$21,369.34
			6590595	20-21 CDBG-CV3 Girls Inc {103166-991936}	05D	LMC	\$22,269.01
			6592821	20-21 CDBG-CV3 Girls Inc {103166-991936}	05D	LMC	\$21,248.52
			6603668	20-21 CDBG-CV3 Girls Inc {103166-991936}	05D	LMC	\$21,544.90
			6634307	20-21 CDBG-CV3 Girls Inc {103166-991936}	05D	LMC	\$22,530.28
			6634310	20-21 CDBG-CV3 Girls Inc {103166-991936}	05D	LMC	\$22,145.76
			6672843	20-21 CDBG-CV3 Girls Inc {103166-991936}	05D	LMC	\$21,767.34
			6672846	20-21 CDBG-CV3 Girls Inc {103166-991936}	05D	LMC	\$23,512.81
			6672855	20-21 CDBG-CV3 Girls Inc {103166-991936}	05D	LMC	\$20,171.70
			6684554	20-21 CDBG-CV3 Girls Inc {103166-991936}	05D	LMC	\$763.38
		7589	6590585	20-21 CDBG-CV3 YMCA {103166-991928}	05D	LMC	\$19,612.39
		7590	6590599	20-21 CDBG-CV3 AVANCE {103166-9919W1}	05D	LMC	\$6,339.58
			6592808	20-21 CDBG-CV3 AVANCE {103166-9919W1}	05D	LMC	\$5,795.72
			6592810	20-21 CDBG-CV3 AVANCE {103166-9919W1}	05D	LMC	\$6,007.68
			6600423	20-21 CDBG-CV3 AVANCE {103166-9919W1}	05D	LMC	\$3,967.48
			6600487	20-21 CDBG-CV3 AVANCE {103166-9919W1}	05D	LMC	\$5,117.58
			6634330	20-21 CDBG-CV3 AVANCE {103166-9919W1}	05D	LMC	\$3,348.42
			6634331	20-21 CDBG-CV3 AVANCE {103166-9919W1}	05D	LMC	\$4,332.66
			6639544	20-21 CDBG-CV3 AVANCE {103166-9919W1}	05D	LMC	\$3,856.32
			6656508	20-21 CDBG-CV3 AVANCE {103166-9919W1}	05D	LMC	\$3,549.00
			6673478	20-21 CDBG-CV3 AVANCE {103166-9919W1}	05D	LMC	\$3,157.00
		7591	6520950	20-21 CDBG-CV3 Fortress {103166-9919W2}	05D	LMC	\$10,066.63
			6544606	20-21 CDBG-CV3 Fortress {103166-9919W2}	05D	LMC	\$1,999.98
			6557382	20-21 CDBG-CV3 Fortress {103166-9919W2}	05D	LMC	\$4,172.00
			6557388	20-21 CDBG-CV3 Fortress {103166-9919W2}	05D	LMC	\$7,675.25
			6567925	20-21 CDBG-CV3 Fortress {103166-9919W2}	05D	LMC	\$2,100.00
			6590601	20-21 CDBG-CV3 Fortress {103166-9919W2}	05D	LMC	\$4,506.08
			6590602	20-21 CDBG-CV3 Fortress {103166-9919W2}	05D	LMC	\$2,100.00
			6592836	20-21 CDBG-CV3 Fortress {103166-9919W2}	05D	LMC	\$2,240.00
			6603673	20-21 CDBG-CV3 Fortress {103166-9919W2}	05D	LMC	\$2,240.00
			6634332	20-21 CDBG-CV3 Fortress {103166-9919W2}	05D	LMC	\$2,240.00
			6634334	20-21 CDBG-CV3 Fortress {103166-9919W2}	05D	LMC	\$2,240.00
			6639546	20-21 CDBG-CV3 Fortress {103166-9919W2}	05D	LMC	\$2,240.00
			6656507	20-21 CDBG-CV3 Fortress {103166-9919W2}	05D	LMC	\$1,180.06
		7592	6532326	20-21 CDBG-CV3 Literacy United{103166-9919W4}	05D	LMC	\$19,516.01
			6533388	20-21 CDBG-CV3 Literacy United{103166-9919W4}	05D	LMC	\$3,642.66
			6544607	20-21 CDBG-CV3 Literacy United{103166-9919W4}	05D	LMC	\$3,899.49
			6552546	20-21 CDBG-CV3 Literacy United{103166-9919W4}	05D	LMC	\$3,849.44
			6590603	20-21 CDBG-CV3 Literacy United{103166-9919W4}	05D	LMC	\$3,625.98
			6590604	20-21 CDBG-CV3 Literacy United{103166-9919W4}	05D	LMC	\$3,737.87
			6600411	20-21 CDBG-CV3 Literacy United{103166-9919W4}	05D	LMC	\$3,330.75
			6600420	20-21 CDBG-CV3 Literacy United{103166-9919W4}	05D	LMC	\$3,357.84
		7593	6533387	20-21 CDBG-CV3 Rivertree Academy {103166-9919W5}	05D	LMC	\$10,709.76
			6552544	20-21 CDBG-CV3 Rivertree Academy {103166-9919W5}	05D	LMC	\$405.81
			6592813	20-21 CDBG-CV3 Rivertree Academy {103166-9919W5}	05D	LMC	\$2,505.00
			6592815	20-21 CDBG-CV3 Rivertree Academy {103166-9919W5}	05D	LMC	\$1,852.50
			6592818	20-21 CDBG-CV3 Rivertree Academy {103166-9919W5}	05D	LMC	\$3,296.50
			6603674	20-21 CDBG-CV3 Rivertree Academy {103166-9919W5}	05D	LMC	\$2,430.00
			6603675	20-21 CDBG-CV3 Rivertree Academy {103166-9919W5}	05D	LMC	\$2,070.00
			6634335	20-21 CDBG-CV3 Rivertree Academy {103166-9919W5}	05D	LMC	\$2,753.10
			6684567	20-21 CDBG-CV3 Rivertree Academy {103166-9919W5}	05D	LMC	\$1,357.50
	12	7709	6741896	20-21 The Salvation Army- Red Shield Emergency Shelter {102718-9919F2}	05Z	LMC	\$8,415.37



Office of Community Planning and Development  
 U.S. Department of Housing and Urban Development  
 Integrated Disbursement and Information System  
 PR26 - CDBG-CV Financial Summary Report  
 FORT WORTH , TX

DATE: 12-20-24  
 TIME: 16:49  
 PAGE: 15

Plan Year	IDIS Project	IDIS Activity	Voucher Number	Activity Name	Matrix Code	National Objective	Drawn Amount			
2020	12	7709	6741902	20-21 The Salvation Army- Red Shield Emergency Shelter {102718-9919F2}	05Z	LMC	\$8,498.87			
			6745535	20-21 The Salvation Army- Red Shield Emergency Shelter {102718-9919F2}	05Z	LMC	\$8,671.45			
			6745536	20-21 The Salvation Army- Red Shield Emergency Shelter {102718-9919F2}	05Z	LMC	\$8,706.14			
			6745537	20-21 The Salvation Army- Red Shield Emergency Shelter {102718-9919F2}	05Z	LMC	\$9,150.11			
			6762208	20-21 The Salvation Army- Red Shield Emergency Shelter {102718-9919F2}	05Z	LMC	\$11,815.38			
			6775966	20-21 The Salvation Army- Red Shield Emergency Shelter {102718-9919F2}	05Z	LMC	\$8,180.51			
			6787433	20-21 The Salvation Army- Red Shield Emergency Shelter {102718-9919F2}	05Z	LMC	\$7,682.36			
			6802233	20-21 The Salvation Army- Red Shield Emergency Shelter {102718-9919F2}	05Z	LMC	\$207.81			
			6811820	20-21 The Salvation Army- Red Shield Emergency Shelter {102718-9919F2}	05Z	LMC	\$3,672.00			
			7843	6851968	20-21 Presbyterian Night Shelter of Tarrant County - Moving Home Program {103166-991924}	05H	LMC	\$29,722.70		
		6858366		20-21 Presbyterian Night Shelter of Tarrant County - Moving Home Program {103166-991924}	05H	LMC	\$19,854.17			
		6863878		20-21 Presbyterian Night Shelter of Tarrant County - Moving Home Program {103166-991924}	05H	LMC	\$29,475.98			
		6871609		20-21 Presbyterian Night Shelter of Tarrant County - Moving Home Program {103166-991924}	05H	LMC	\$18,419.01			
		6894244		20-21 Presbyterian Night Shelter of Tarrant County - Moving Home Program {103166-991924}	05H	LMC	\$12,086.32			
		6907901		20-21 Presbyterian Night Shelter of Tarrant County - Moving Home Program {103166-991924}	05H	LMC	\$12,057.65			
		6907903		20-21 Presbyterian Night Shelter of Tarrant County - Moving Home Program {103166-991924}	05H	LMC	\$10,272.55			
		6923338		20-21 Presbyterian Night Shelter of Tarrant County - Moving Home Program {103166-991924}	05H	LMC	\$23,434.00			
		6933929		20-21 Presbyterian Night Shelter of Tarrant County - Moving Home Program {103166-991924}	05H	LMC	\$12,420.77			
		6938745		20-21 Presbyterian Night Shelter of Tarrant County - Moving Home Program {103166-991924}	05H	LMC	\$21,222.60			
		6954363		20-21 Presbyterian Night Shelter of Tarrant County - Moving Home Program {103166-991924}	05H	LMC	\$16,374.87			
		6964572		20-21 Presbyterian Night Shelter of Tarrant County - Moving Home Program {103166-991924}	05H	LMC	\$13,901.16			
		<b>Total</b>							<b>\$8,272,237.12</b>	

LINE 16 DETAIL: ACTIVITIES INCLUDED IN THE COMPUTATION OF LINE 16

Plan Year	IDIS Project	IDIS Activity	Voucher Number	Activity Name	Matrix Code	National Objective	Drawn Amount
2019	6	7779	6862616	19-20 Tarrant Area Food Bank Grocery Delivery Program {103166-9919D9}	05Z	LMC	\$3,999.66
			6862617	19-20 Tarrant Area Food Bank Grocery Delivery Program {103166-9919D9}	05Z	LMC	\$4,787.21
			6871870	19-20 Tarrant Area Food Bank Grocery Delivery Program {103166-9919D9}	05Z	LMC	\$4,423.40
			6884337	19-20 Tarrant Area Food Bank Grocery Delivery Program {103166-9919D9}	05Z	LMC	\$4,422.16
			6908247	19-20 Tarrant Area Food Bank Grocery Delivery Program {103166-9919D9}	05Z	LMC	\$4,412.03
		7834	6832928	19-20 Tarrant Area Food Bank RED Bus Program {102718-9919D9}	05W	LMA	\$14,806.02
			6858467	19-20 Tarrant Area Food Bank RED Bus Program {102718-9919D9}	05W	LMA	\$13,490.10
			6858470	19-20 Tarrant Area Food Bank RED Bus Program {102718-9919D9}	05W	LMA	\$7,508.70
			6871605	19-20 Tarrant Area Food Bank RED Bus Program {102718-9919D9}	05W	LMA	\$4,704.01
			6887206	19-20 Tarrant Area Food Bank RED Bus Program {102718-9919D9}	05W	LMA	\$8,627.24
			6890966	19-20 Tarrant Area Food Bank RED Bus Program {102718-9919D9}	05W	LMA	\$6,889.67
			6907835	19-20 Tarrant Area Food Bank RED Bus Program {102718-9919D9}	05W	LMA	\$18,440.78



Office of Community Planning and Development  
 U.S. Department of Housing and Urban Development  
 Integrated Disbursement and Information System  
 PR26 - CDBG-CV Financial Summary Report  
 FORT WORTH , TX

DATE: 12-20-24  
 TIME: 16:49  
 PAGE: 16

Plan Year	IDIS Project	IDIS Activity	Voucher Number	Activity Name	Matrix Code	National Objective	Drawn Amount	
2019	6	7834	6923343	19-20 Tarrant Area Food Bank RED Bus Program {102718-9919D9}	05W	LMA	\$12,297.61	
			6926458	19-20 Tarrant Area Food Bank RED Bus Program {102718-9919D9}	05W	LMA	\$11,868.48	
			6926460	19-20 Tarrant Area Food Bank RED Bus Program {102718-9919D9}	05W	LMA	\$7,128.39	
			6941867	19-20 Tarrant Area Food Bank RED Bus Program {102718-9919D9}	05W	LMA	\$6,608.82	
	18	7482	6490439	19-20 CDBG-CV Presbyterian Night Shelter - Clean Slate Employment Services {102718-9919U8}	05H	LMC	\$6,889.12	
			6490440	19-20 CDBG-CV Presbyterian Night Shelter - Clean Slate Employment Services {102718-9919U8}	05H	LMC	\$18,802.80	
			6498082	19-20 CDBG-CV Presbyterian Night Shelter - Clean Slate Employment Services {102718-9919U8}	05H	LMC	\$8,352.52	
			6498083	19-20 CDBG-CV Presbyterian Night Shelter - Clean Slate Employment Services {102718-9919U8}	05H	LMC	\$11,858.61	
			6498084	19-20 CDBG-CV Presbyterian Night Shelter - Clean Slate Employment Services {102718-9919U8}	05H	LMC	\$7,128.82	
			6498085	19-20 CDBG-CV Presbyterian Night Shelter - Clean Slate Employment Services {102718-9919U8}	05H	LMC	\$7,126.92	
			6498086	19-20 CDBG-CV Presbyterian Night Shelter - Clean Slate Employment Services {102718-9919U8}	05H	LMC	\$12,197.52	
			6508341	19-20 CDBG-CV Presbyterian Night Shelter - Clean Slate Employment Services {102718-9919U8}	05H	LMC	\$23,316.04	
			6508342	19-20 CDBG-CV Presbyterian Night Shelter - Clean Slate Employment Services {102718-9919U8}	05H	LMC	\$6,889.14	
			6511792	19-20 CDBG-CV Presbyterian Night Shelter - Clean Slate Employment Services {102718-9919U8}	05H	LMC	\$7,126.90	
			6511793	19-20 CDBG-CV Presbyterian Night Shelter - Clean Slate Employment Services {102718-9919U8}	05H	LMC	\$6,645.23	
			6532309	19-20 CDBG-CV Presbyterian Night Shelter - Clean Slate Employment Services {102718-9919U8}	05H	LMC	\$5,851.87	
			6544543	19-20 CDBG-CV Presbyterian Night Shelter - Clean Slate Employment Services {102718-9919U8}	05H	LMC	\$8,599.00	
			6557165	19-20 CDBG-CV Presbyterian Night Shelter - Clean Slate Employment Services {102718-9919U8}	05H	LMC	\$6,514.38	
			6567940	19-20 CDBG-CV Presbyterian Night Shelter - Clean Slate Employment Services {102718-9919U8}	05H	LMC	\$6,419.23	
			6590555	19-20 CDBG-CV Presbyterian Night Shelter - Clean Slate Employment Services {102718-9919U8}	05H	LMC	\$6,061.54	
			6593081	19-20 CDBG-CV Presbyterian Night Shelter - Clean Slate Employment Services {102718-9919U8}	05H	LMC	\$4,615.39	
			6593088	19-20 CDBG-CV Presbyterian Night Shelter - Clean Slate Employment Services {102718-9919U8}	05H	LMC	\$5,604.95	
			7484	6485421	19-20 CDBG-CV Recovery Resource Council - Employment Services for Veterans {102718-9919U9}	05H	LMC	\$1,915.94
				6485422	19-20 CDBG-CV Recovery Resource Council - Employment Services for Veterans {102718-9919U9}	05H	LMC	\$4,376.55
				6485423	19-20 CDBG-CV Recovery Resource Council - Employment Services for Veterans {102718-9919U9}	05H	LMC	\$4,326.26
				6485424	19-20 CDBG-CV Recovery Resource Council - Employment Services for Veterans {102718-9919U9}	05H	LMC	\$4,326.26
				6485425	19-20 CDBG-CV Recovery Resource Council - Employment Services for Veterans {102718-9919U9}	05H	LMC	\$4,484.36
				6557160	19-20 CDBG-CV Recovery Resource Council - Employment Services for Veterans {102718-9919U9}	05H	LMC	\$450.45
				6557161	19-20 CDBG-CV Recovery Resource Council - Employment Services for Veterans {102718-9919U9}	05H	LMC	\$485.78
				6557164	19-20 CDBG-CV Recovery Resource Council - Employment Services for Veterans {102718-9919U9}	05H	LMC	\$408.48
6612108	19-20 CDBG-CV Recovery Resource Council - Employment Services for Veterans {102718-9919U9}	05H		LMC	\$524.01			
6612109	19-20 CDBG-CV Recovery Resource Council - Employment Services for Veterans {102718-9919U9}	05H		LMC	\$2,050.39			
6612110	19-20 CDBG-CV Recovery Resource Council - Employment Services for Veterans {102718-9919U9}	05H		LMC	\$1,105.61			
6612111	19-20 CDBG-CV Recovery Resource Council - Employment Services for Veterans {102718-9919U9}	05H		LMC	\$1,920.91			
6612112	19-20 CDBG-CV Recovery Resource Council - Employment Services for Veterans {102718-9919U9}	05H	LMC	\$1,975.32				



Office of Community Planning and Development  
 U.S. Department of Housing and Urban Development  
 Integrated Disbursement and Information System  
 PR26 - CDBG-CV Financial Summary Report  
 FORT WORTH , TX

DATE: 12-20-24  
 TIME: 16:49  
 PAGE: 17

Plan Year	IDIS Project	IDIS Activity	Voucher Number	Activity Name	Matrix Code	National Objective	Drawn Amount
2019	18	7484	6612113	19-20 CDBG-CV Recovery Resource Council - Employment Services for Veterans {102718-9919U9}	05H	LMC	\$1,769.33
		7489	6451651	19-20 CDBG-CV The Women's Center of Tarrant County - Employment Services {102718-9919V0}	05H	LMC	\$4,008.67
			6451654	19-20 CDBG-CV The Women's Center of Tarrant County - Employment Services {102718-9919V0}	05H	LMC	\$6,905.43
			6457105	19-20 CDBG-CV The Women's Center of Tarrant County - Employment Services {102718-9919V0}	05H	LMC	\$6,810.29
			6464053	19-20 CDBG-CV The Women's Center of Tarrant County - Employment Services {102718-9919V0}	05H	LMC	\$6,559.94
			6490441	19-20 CDBG-CV The Women's Center of Tarrant County - Employment Services {102718-9919V0}	05H	LMC	\$5,124.10
			6490442	19-20 CDBG-CV The Women's Center of Tarrant County - Employment Services {102718-9919V0}	05H	LMC	\$4,142.36
			6490443	19-20 CDBG-CV The Women's Center of Tarrant County - Employment Services {102718-9919V0}	05H	LMC	\$11,330.55
			6511794	19-20 CDBG-CV The Women's Center of Tarrant County - Employment Services {102718-9919V0}	05H	LMC	\$7,651.01
			6511795	19-20 CDBG-CV The Women's Center of Tarrant County - Employment Services {102718-9919V0}	05H	LMC	\$6,714.06
			6544549	19-20 CDBG-CV The Women's Center of Tarrant County - Employment Services {102718-9919V0}	05H	LMC	\$6,279.71
			6544555	19-20 CDBG-CV The Women's Center of Tarrant County - Employment Services {102718-9919V0}	05H	LMC	\$5,297.92
			6544560	19-20 CDBG-CV The Women's Center of Tarrant County - Employment Services {102718-9919V0}	05H	LMC	\$5,739.45
			6552387	19-20 CDBG-CV The Women's Center of Tarrant County - Employment Services {102718-9919V0}	05H	LMC	\$7,312.33
			6567934	19-20 CDBG-CV The Women's Center of Tarrant County - Employment Services {102718-9919V0}	05H	LMC	\$22,348.00
			6590552	19-20 CDBG-CV The Women's Center of Tarrant County - Employment Services {102718-9919V0}	05H	LMC	\$6,326.02
			6590553	19-20 CDBG-CV The Women's Center of Tarrant County - Employment Services {102718-9919V0}	05H	LMC	\$2,199.07
			6593042	19-20 CDBG-CV The Women's Center of Tarrant County - Employment Services {102718-9919V0}	05H	LMC	\$5,472.09
		7594	6567726	20-21 CDBG-CV3 Recovery Resource Council - Employment Support {103166-9919U9}	05F	LMC	\$3,469.95
			6567727	20-21 CDBG-CV3 Recovery Resource Council - Employment Support {103166-9919U9}	05F	LMC	\$6,074.65
			6567729	20-21 CDBG-CV3 Recovery Resource Council - Employment Support {103166-9919U9}	05F	LMC	\$3,879.72
			6567730	20-21 CDBG-CV3 Recovery Resource Council - Employment Support {103166-9919U9}	05F	LMC	\$952.61
			6634320	20-21 CDBG-CV3 Recovery Resource Council - Employment Support {103166-9919U9}	05F	LMC	\$3,701.01
			6634323	20-21 CDBG-CV3 Recovery Resource Council - Employment Support {103166-9919U9}	05F	LMC	\$3,707.00
			6634324	20-21 CDBG-CV3 Recovery Resource Council - Employment Support {103166-9919U9}	05F	LMC	\$3,670.74
			6634325	20-21 CDBG-CV3 Recovery Resource Council - Employment Support {103166-9919U9}	05F	LMC	\$3,776.68
			6634327	20-21 CDBG-CV3 Recovery Resource Council - Employment Support {103166-9919U9}	05F	LMC	\$1,812.02
			6634328	20-21 CDBG-CV3 Recovery Resource Council - Employment Support {103166-9919U9}	05F	LMC	\$120.00
			6647250	20-21 CDBG-CV3 Recovery Resource Council - Employment Support {103166-9919U9}	05F	LMC	\$3,542.72
			6656711	20-21 CDBG-CV3 Recovery Resource Council - Employment Support {103166-9919U9}	05F	LMC	\$4,189.94
			6672878	20-21 CDBG-CV3 Recovery Resource Council - Employment Support {103166-9919U9}	05F	LMC	\$4,169.03
			6684562	20-21 CDBG-CV3 Recovery Resource Council - Employment Support {103166-9919U9}	05F	LMC	\$4,106.09
			6697774	20-21 CDBG-CV3 Recovery Resource Council - Employment Support {103166-9919U9}	05F	LMC	\$2,490.50



Office of Community Planning and Development  
 U.S. Department of Housing and Urban Development  
 Integrated Disbursement and Information System  
 PR26 - CDBG-CV Financial Summary Report  
 FORT WORTH , TX

DATE: 12-20-24  
 TIME: 16:49  
 PAGE: 18

Plan Year	IDIS Project	IDIS Activity	Voucher Number	Activity Name	Matrix Code	National Objective	Drawn Amount		
2019	18	7594	6719387	20-21 CDBG-CV3 Recovery Resource Council - Employment Support {103166-9919U9}	05F	LMC	\$2,033.95		
			7595	6520945	20-21 CDBG-CV3 The Ladder Alliance - Employment Services {103166-991922}	05H	LMC	\$5,729.58	
			6520949	20-21 CDBG-CV3 The Ladder Alliance - Employment Services {103166-991922}	05H	LMC	\$7,037.83		
			6567732	20-21 CDBG-CV3 The Ladder Alliance - Employment Services {103166-991922}	05H	LMC	\$11,196.66		
			6567733	20-21 CDBG-CV3 The Ladder Alliance - Employment Services {103166-991922}	05H	LMC	\$9,131.32		
			6567734	20-21 CDBG-CV3 The Ladder Alliance - Employment Services {103166-991922}	05H	LMC	\$8,521.20		
			6567735	20-21 CDBG-CV3 The Ladder Alliance - Employment Services {103166-991922}	05H	LMC	\$7,513.08		
			6590567	20-21 CDBG-CV3 The Ladder Alliance - Employment Services {103166-991922}	05H	LMC	\$7,672.68		
			6590568	20-21 CDBG-CV3 The Ladder Alliance - Employment Services {103166-991922}	05H	LMC	\$13,974.63		
			6590582	20-21 CDBG-CV3 The Ladder Alliance - Employment Services {103166-991922}	05H	LMC	\$16,135.56		
			6603662	20-21 CDBG-CV3 The Ladder Alliance - Employment Services {103166-991922}	05H	LMC	\$18,893.20		
			6634293	20-21 CDBG-CV3 The Ladder Alliance - Employment Services {103166-991922}	05H	LMC	\$26,601.78		
			6634295	20-21 CDBG-CV3 The Ladder Alliance - Employment Services {103166-991922}	05H	LMC	\$22,736.66		
			6684616	20-21 CDBG-CV3 The Ladder Alliance - Employment Services {103166-991922}	05H	LMC	\$7,926.67		
			6684617	20-21 CDBG-CV3 The Ladder Alliance - Employment Services {103166-991922}	05H	LMC	\$15,314.59		
			6684619	20-21 CDBG-CV3 The Ladder Alliance - Employment Services {103166-991922}	05H	LMC	\$10,603.94		
			6697952	20-21 CDBG-CV3 The Ladder Alliance - Employment Services {103166-991922}	05H	LMC	\$11,010.62		
			19	7856	6907905	19-20 CDBG-CV3 Meals On Wheels - Transportation Program {103166-9919U6}	05B	LMC	\$33,330.52
					6909411	19-20 CDBG-CV3 Meals On Wheels - Transportation Program {103166-9919U6}	05B	LMC	\$24,973.26
					6923340	19-20 CDBG-CV3 Meals On Wheels - Transportation Program {103166-9919U6}	05B	LMC	\$34,046.28
6923341	19-20 CDBG-CV3 Meals On Wheels - Transportation Program {103166-9919U6}	05B			LMC	\$28,711.52			
6933931	19-20 CDBG-CV3 Meals On Wheels - Transportation Program {103166-9919U6}	05B			LMC	\$30,959.02			
6954362	19-20 CDBG-CV3 Meals On Wheels - Transportation Program {103166-9919U6}	05B			LMC	\$33,268.52			
6964573	19-20 CDBG-CV3 Meals On Wheels - Transportation Program {103166-9919U6}	05B			LMC	\$26,541.52			
20	7477	6485426			19-20 CDBG-CV Center for Transforming Lives - Emergency Rental Assistance {102718-9919U1}	05Q	LMC	\$888.96	
		6485427			19-20 CDBG-CV Center for Transforming Lives - Emergency Rental Assistance {102718-9919U1}	05Q	LMC	\$3,874.00	
		6485428			19-20 CDBG-CV Center for Transforming Lives - Emergency Rental Assistance {102718-9919U1}	05Q	LMC	\$3,895.88	
		6490435	19-20 CDBG-CV Center for Transforming Lives - Emergency Rental Assistance {102718-9919U1}	05Q	LMC	\$57,341.34			
		6490436	19-20 CDBG-CV Center for Transforming Lives - Emergency Rental Assistance {102718-9919U1}	05Q	LMC	\$29,343.06			
		6490437	19-20 CDBG-CV Center for Transforming Lives - Emergency Rental Assistance {102718-9919U1}	05Q	LMC	\$32,598.50			
		6519529	19-20 CDBG-CV Center for Transforming Lives - Emergency Rental Assistance {102718-9919U1}	05Q	LMC	\$18,086.43			
		6525582	19-20 CDBG-CV Center for Transforming Lives - Emergency Rental Assistance {102718-9919U1}	05Q	LMC	\$3,805.38			
6525587	19-20 CDBG-CV Center for Transforming Lives - Emergency Rental Assistance {102718-9919U1}	05Q	LMC	\$3,805.38					





Office of Community Planning and Development  
 U.S. Department of Housing and Urban Development  
 Integrated Disbursement and Information System  
 PR26 - CDBG-CV Financial Summary Report  
 FORT WORTH , TX

DATE: 12-20-24  
 TIME: 16:49  
 PAGE: 19

Plan Year	IDIS Project	IDIS Activity	Voucher Number	Activity Name	Matrix Code	National Objective	Drawn Amount
2019	20	7477	6533384	19-20 CDBG-CV Center for Transforming Lives - Emergency Rental Assistance {102718-9919U1}	05Q	LMC	\$3,805.38
			6538334	19-20 CDBG-CV Center for Transforming Lives - Emergency Rental Assistance {102718-9919U1}	05Q	LMC	\$15,000.00
			6538336	19-20 CDBG-CV Center for Transforming Lives - Emergency Rental Assistance {102718-9919U1}	05Q	LMC	\$15,000.00
			6552386	19-20 CDBG-CV Center for Transforming Lives - Emergency Rental Assistance {102718-9919U1}	05Q	LMC	\$12,541.95
			6557065	19-20 CDBG-CV Center for Transforming Lives - Emergency Rental Assistance {102718-9919U1}	05Q	LMC	\$31,659.04
			6557070	19-20 CDBG-CV Center for Transforming Lives - Emergency Rental Assistance {102718-9919U1}	05Q	LMC	\$44,940.34
			6557071	19-20 CDBG-CV Center for Transforming Lives - Emergency Rental Assistance {102718-9919U1}	05Q	LMC	\$26,670.00
			6557073	19-20 CDBG-CV Center for Transforming Lives - Emergency Rental Assistance {102718-9919U1}	05Q	LMC	\$12,877.27
			6567930	19-20 CDBG-CV Center for Transforming Lives - Emergency Rental Assistance {102718-9919U1}	05Q	LMC	\$17,651.08
			6590546	19-20 CDBG-CV Center for Transforming Lives - Emergency Rental Assistance {102718-9919U1}	05Q	LMC	\$7,319.30
			6590549	19-20 CDBG-CV Center for Transforming Lives - Emergency Rental Assistance {102718-9919U1}	05Q	LMC	\$9,741.28
			6590551	19-20 CDBG-CV Center for Transforming Lives - Emergency Rental Assistance {102718-9919U1}	05Q	LMC	\$20,766.62
			6639478	19-20 CDBG-CV Center for Transforming Lives - Emergency Rental Assistance {102718-9919U1}	05Q	LMC	\$40,032.33
			6639479	19-20 CDBG-CV Center for Transforming Lives - Emergency Rental Assistance {102718-9919U1}	05Q	LMC	\$34,206.24
			6639480	19-20 CDBG-CV Center for Transforming Lives - Emergency Rental Assistance {102718-9919U1}	05Q	LMC	\$20,705.14
			6647252	19-20 CDBG-CV Center for Transforming Lives - Emergency Rental Assistance {102718-9919U1}	05Q	LMC	\$17,775.72
			6656436	19-20 CDBG-CV Center for Transforming Lives - Emergency Rental Assistance {102718-9919U1}	05Q	LMC	\$20,633.61
			6672820	19-20 CDBG-CV Center for Transforming Lives - Emergency Rental Assistance {102718-9919U1}	05Q	LMC	\$33,102.63
			6684572	19-20 CDBG-CV Center for Transforming Lives - Emergency Rental Assistance {102718-9919U1}	05Q	LMC	\$43,116.97
			6697940	19-20 CDBG-CV Center for Transforming Lives - Emergency Rental Assistance {102718-9919U1}	05Q	LMC	\$69,412.00
			6697943	19-20 CDBG-CV Center for Transforming Lives - Emergency Rental Assistance {102718-9919U1}	05Q	LMC	\$78,837.80
			6729761	19-20 CDBG-CV Center for Transforming Lives - Emergency Rental Assistance {102718-9919U1}	05Q	LMC	\$65,564.51
			6729764	19-20 CDBG-CV Center for Transforming Lives - Emergency Rental Assistance {102718-9919U1}	05Q	LMC	\$113,267.17
			6738130	19-20 CDBG-CV Center for Transforming Lives - Emergency Rental Assistance {102718-9919U1}	05Q	LMC	\$69,766.87
			6787434	19-20 CDBG-CV Center for Transforming Lives - Emergency Rental Assistance {102718-9919U1}	05Q	LMC	\$18.46
			6787435	19-20 CDBG-CV Center for Transforming Lives - Emergency Rental Assistance {102718-9919U1}	05Q	LMC	\$973.18
			6795473	19-20 CDBG-CV Center for Transforming Lives - Emergency Rental Assistance {102718-9919U1}	05Q	LMC	\$136.32
			6804019	19-20 CDBG-CV Center for Transforming Lives - Emergency Rental Assistance {102718-9919U1}	05Q	LMC	\$23,500.09
			6804082	19-20 CDBG-CV Center for Transforming Lives - Emergency Rental Assistance {102718-9919U1}	05Q	LMC	\$2,279.58
			6831681	19-20 CDBG-CV Center for Transforming Lives - Emergency Rental Assistance {102718-9919U1}	05Q	LMC	\$716.00
			6831683	19-20 CDBG-CV Center for Transforming Lives - Emergency Rental Assistance {102718-9919U1}	05Q	LMC	\$701.77
		7479	6477596	19-20 CDBG-CV Housing Channel - Emergency Rental Assistance {102718-9919U2}	05Q	LMC	\$13,919.09
			6498076	19-20 CDBG-CV Housing Channel - Emergency Rental Assistance {102718-9919U2}	05Q	LMC	\$33,457.42



Office of Community Planning and Development  
 U.S. Department of Housing and Urban Development  
 Integrated Disbursement and Information System  
 PR26 - CDBG-CV Financial Summary Report  
 FORT WORTH , TX

DATE: 12-20-24  
 TIME: 16:49  
 PAGE: 20

Plan Year	IDIS Project	IDIS Activity	Voucher Number	Activity Name	Matrix Code	National Objective	Drawn Amount
2019	20	7479	6498077	19-20 CDBG-CV Housing Channel - Emergency Rental Assistance {102718-9919U2}	05Q	LMC	\$33,725.99
			6639500	19-20 CDBG-CV Housing Channel - Emergency Rental Assistance {102718-9919U2}	05Q	LMC	\$50,791.58
			6639501	19-20 CDBG-CV Housing Channel - Emergency Rental Assistance {102718-9919U2}	05Q	LMC	\$62,905.40
			6639502	19-20 CDBG-CV Housing Channel - Emergency Rental Assistance {102718-9919U2}	05Q	LMC	\$40,817.25
			6639504	19-20 CDBG-CV Housing Channel - Emergency Rental Assistance {102718-9919U2}	05Q	LMC	\$53,427.53
			6639505	19-20 CDBG-CV Housing Channel - Emergency Rental Assistance {102718-9919U2}	05Q	LMC	\$22,484.87
			6639507	19-20 CDBG-CV Housing Channel - Emergency Rental Assistance {102718-9919U2}	05Q	LMC	\$16,115.80
			6656443	19-20 CDBG-CV Housing Channel - Emergency Rental Assistance {102718-9919U2}	05Q	LMC	\$28,087.07
			6729840	19-20 CDBG-CV Housing Channel - Emergency Rental Assistance {102718-9919U2}	05Q	LMC	\$81,406.61
		7481	6451647	19-20 CDBG-CV Family Pathfinders of Tarrant County - Emergency Rental Assistance {102718-9919U3}	05Q	LMC	\$12,080.97
			6457104	19-20 CDBG-CV Family Pathfinders of Tarrant County - Emergency Rental Assistance {102718-9919U3}	05Q	LMC	\$12,091.31
			6475560	19-20 CDBG-CV Family Pathfinders of Tarrant County - Emergency Rental Assistance {102718-9919U3}	05Q	LMC	\$27,404.00
			6475563	19-20 CDBG-CV Family Pathfinders of Tarrant County - Emergency Rental Assistance {102718-9919U3}	05Q	LMC	\$46,807.97
			6490444	19-20 CDBG-CV Family Pathfinders of Tarrant County - Emergency Rental Assistance {102718-9919U3}	05Q	LMC	\$28,593.37
			6490445	19-20 CDBG-CV Family Pathfinders of Tarrant County - Emergency Rental Assistance {102718-9919U3}	05Q	LMC	\$23,346.97
			6503095	19-20 CDBG-CV Family Pathfinders of Tarrant County - Emergency Rental Assistance {102718-9919U3}	05Q	LMC	\$17,049.68
			6504345	19-20 CDBG-CV Family Pathfinders of Tarrant County - Emergency Rental Assistance {102718-9919U3}	05Q	LMC	\$29,570.74
			6511790	19-20 CDBG-CV Family Pathfinders of Tarrant County - Emergency Rental Assistance {102718-9919U3}	05Q	LMC	\$15,551.43
			6532306	19-20 CDBG-CV Family Pathfinders of Tarrant County - Emergency Rental Assistance {102718-9919U3}	05Q	LMC	\$25,396.49
			6544529	19-20 CDBG-CV Family Pathfinders of Tarrant County - Emergency Rental Assistance {102718-9919U3}	05Q	LMC	\$39,407.91
			6557067	19-20 CDBG-CV Family Pathfinders of Tarrant County - Emergency Rental Assistance {102718-9919U3}	05Q	LMC	\$46,745.85
			6590535	19-20 CDBG-CV Family Pathfinders of Tarrant County - Emergency Rental Assistance {102718-9919U3}	05Q	LMC	\$50,953.31
		7487	6451656	19-20 CDBG-CV Tarrant County Samaritan Housing - Emergency Rental Assistance {102718-9919U5}	05Q	LMC	\$67,199.79
			6451659	19-20 CDBG-CV Tarrant County Samaritan Housing - Emergency Rental Assistance {102718-9919U5}	05Q	LMC	\$833.75
			6451661	19-20 CDBG-CV Tarrant County Samaritan Housing - Emergency Rental Assistance {102718-9919U5}	05Q	LMC	\$59,083.37
			6451663	19-20 CDBG-CV Tarrant County Samaritan Housing - Emergency Rental Assistance {102718-9919U5}	05Q	LMC	\$8,471.71
			6451664	19-20 CDBG-CV Tarrant County Samaritan Housing - Emergency Rental Assistance {102718-9919U5}	05Q	LMC	\$1,487.15
			6498078	19-20 CDBG-CV Tarrant County Samaritan Housing - Emergency Rental Assistance {102718-9919U5}	05Q	LMC	\$1,391.47
			6498079	19-20 CDBG-CV Tarrant County Samaritan Housing - Emergency Rental Assistance {102718-9919U5}	05Q	LMC	\$1,675.13
			6516287	19-20 CDBG-CV Tarrant County Samaritan Housing - Emergency Rental Assistance {102718-9919U5}	05Q	LMC	\$2,479.56
			6516288	19-20 CDBG-CV Tarrant County Samaritan Housing - Emergency Rental Assistance {102718-9919U5}	05Q	LMC	\$1,057.80
			6516289	19-20 CDBG-CV Tarrant County Samaritan Housing - Emergency Rental Assistance {102718-9919U5}	05Q	LMC	\$1,041.33
			6532315	19-20 CDBG-CV Tarrant County Samaritan Housing - Emergency Rental Assistance {102718-9919U5}	05Q	LMC	\$1,059.63



Office of Community Planning and Development  
 U.S. Department of Housing and Urban Development  
 Integrated Disbursement and Information System  
 PR26 - CDBG-CV Financial Summary Report  
 FORT WORTH , TX

DATE: 12-20-24  
 TIME: 16:49  
 PAGE: 21

Plan Year	IDIS Project	IDIS Activity	Voucher Number	Activity Name	Matrix Code	National Objective	Drawn Amount
2019	20	7487	6532317	19-20 CDBG-CV Tarrant County Samaritan Housing - Emergency Rental Assistance {102718-9919U5}	05Q	LMC	\$34,056.31
			6552388	19-20 CDBG-CV Tarrant County Samaritan Housing - Emergency Rental Assistance {102718-9919U5}		LMC	\$27,455.70
			6567931	19-20 CDBG-CV Tarrant County Samaritan Housing - Emergency Rental Assistance {102718-9919U5}		LMC	\$34,535.83
			6567932	19-20 CDBG-CV Tarrant County Samaritan Housing - Emergency Rental Assistance {102718-9919U5}		LMC	\$3,073.27
			6593036	19-20 CDBG-CV Tarrant County Samaritan Housing - Emergency Rental Assistance {102718-9919U5}		LMC	\$4,331.91
			6593037	19-20 CDBG-CV Tarrant County Samaritan Housing - Emergency Rental Assistance {102718-9919U5}		LMC	\$912.43
			6593039	19-20 CDBG-CV Tarrant County Samaritan Housing - Emergency Rental Assistance {102718-9919U5}		LMC	\$9,231.16
			6604692	19-20 CDBG-CV Tarrant County Samaritan Housing - Emergency Rental Assistance {102718-9919U5}		LMC	\$912.43
			6639512	19-20 CDBG-CV Tarrant County Samaritan Housing - Emergency Rental Assistance {102718-9919U5}		LMC	\$914.95
			6639513	19-20 CDBG-CV Tarrant County Samaritan Housing - Emergency Rental Assistance {102718-9919U5}		LMC	\$914.14
			6656433	19-20 CDBG-CV Tarrant County Samaritan Housing - Emergency Rental Assistance {102718-9919U5}		LMC	\$915.81
			6672825	19-20 CDBG-CV Tarrant County Samaritan Housing - Emergency Rental Assistance {102718-9919U5}		LMC	\$350.72
			6697949	19-20 CDBG-CV Tarrant County Samaritan Housing - Emergency Rental Assistance {102718-9919U5}		LMC	\$382.44
			6697951	19-20 CDBG-CV Tarrant County Samaritan Housing - Emergency Rental Assistance {102718-9919U5}		LMC	\$2,732.21
		7596	6603677	19-20 CDBG-CV3 Tarrant County Samaritan Housing - Emergency Rental Assistance {103166-9919U5}	05Z	LMC	\$21,973.49
			6603678	19-20 CDBG-CV3 Tarrant County Samaritan Housing - Emergency Rental Assistance {103166-9919U5}	05Z	LMC	\$2,174.95
			6603680	19-20 CDBG-CV3 Tarrant County Samaritan Housing - Emergency Rental Assistance {103166-9919U5}	05Z	LMC	\$4,276.84
			6603682	19-20 CDBG-CV3 Tarrant County Samaritan Housing - Emergency Rental Assistance {103166-9919U5}	05Z	LMC	\$1,142.41
			6634317	19-20 CDBG-CV3 Tarrant County Samaritan Housing - Emergency Rental Assistance {103166-9919U5}	05Z	LMC	\$3,853.27
			6634318	19-20 CDBG-CV3 Tarrant County Samaritan Housing - Emergency Rental Assistance {103166-9919U5}	05Z	LMC	\$5,319.77
			6647248	19-20 CDBG-CV3 Tarrant County Samaritan Housing - Emergency Rental Assistance {103166-9919U5}	05Z	LMC	\$2,029.01
			6656514	19-20 CDBG-CV3 Tarrant County Samaritan Housing - Emergency Rental Assistance {103166-9919U5}	05Z	LMC	\$4,588.40
			6672859	19-20 CDBG-CV3 Tarrant County Samaritan Housing - Emergency Rental Assistance {103166-9919U5}	05Z	LMC	\$65,478.13
			6684566	19-20 CDBG-CV3 Tarrant County Samaritan Housing - Emergency Rental Assistance {103166-9919U5}	05Z	LMC	\$51,391.31
			6697768	19-20 CDBG-CV3 Tarrant County Samaritan Housing - Emergency Rental Assistance {103166-9919U5}	05Z	LMC	\$37,492.87
		7597	6532325	19-20 CDBG-CV3 -Volunteers of America - Emergency Rental Assistance {103166-9919W0}	05Z	LMC	\$757.11
			6544603	19-20 CDBG-CV3 -Volunteers of America - Emergency Rental Assistance {103166-9919W0}	05Z	LMC	\$248.98
			6567736	19-20 CDBG-CV3 -Volunteers of America - Emergency Rental Assistance {103166-9919W0}	05Z	LMC	\$241.45
			6567929	19-20 CDBG-CV3 -Volunteers of America - Emergency Rental Assistance {103166-9919W0}	05Z	LMC	\$2,353.17
			6590597	19-20 CDBG-CV3 -Volunteers of America - Emergency Rental Assistance {103166-9919W0}	05Z	LMC	\$3,681.01
			6590598	19-20 CDBG-CV3 -Volunteers of America - Emergency Rental Assistance {103166-9919W0}	05Z	LMC	\$8,359.38
			6592825	19-20 CDBG-CV3 -Volunteers of America - Emergency Rental Assistance {103166-9919W0}	05Z	LMC	\$9,588.23
			6603670	19-20 CDBG-CV3 -Volunteers of America - Emergency Rental Assistance {103166-9919W0}	05Z	LMC	\$10,929.34



Office of Community Planning and Development  
 U.S. Department of Housing and Urban Development  
 Integrated Disbursement and Information System  
 PR26 - CDBG-CV Financial Summary Report  
 FORT WORTH , TX

DATE: 12-20-24  
 TIME: 16:49  
 PAGE: 22

Plan Year	IDIS Project	IDIS Activity	Voucher Number	Activity Name	Matrix Code	National Objective	Drawn Amount		
2019	20	7597	6634329	19-20 CDBG-CV3 -Volunteers of America - Emergency Rental Assistance {103166-9919W0}	05Z	LMC	\$14,014.98		
			6656499	19-20 CDBG-CV3 -Volunteers of America - Emergency Rental Assistance {103166-9919W0}	05Z	LMC	\$12,264.54		
			6656504	19-20 CDBG-CV3 -Volunteers of America - Emergency Rental Assistance {103166-9919W0}	05Z	LMC	\$2,132.52		
			6672861	19-20 CDBG-CV3 -Volunteers of America - Emergency Rental Assistance {103166-9919W0}	05Z	LMC	\$303.89		
			6672862	19-20 CDBG-CV3 -Volunteers of America - Emergency Rental Assistance {103166-9919W0}	05Z	LMC	\$715.68		
			6697776	19-20 CDBG-CV3 -Volunteers of America - Emergency Rental Assistance {103166-9919W0}	05Z	LMC	\$9,333.55		
			2020	7	7474	6490446	19-20 CDBG-CV The Salvation Army - Emergency Rental Assistance {102718-9919U4}	05Q	LMC
6490447	19-20 CDBG-CV The Salvation Army - Emergency Rental Assistance {102718-9919U4}	05Q				LMC	\$3,036.00		
6490448	19-20 CDBG-CV The Salvation Army - Emergency Rental Assistance {102718-9919U4}	05Q				LMC	\$14,086.43		
6503096	19-20 CDBG-CV The Salvation Army - Emergency Rental Assistance {102718-9919U4}	05Q				LMC	\$12,775.00		
6503097	19-20 CDBG-CV The Salvation Army - Emergency Rental Assistance {102718-9919U4}	05Q				LMC	\$45,336.92		
6511791	19-20 CDBG-CV The Salvation Army - Emergency Rental Assistance {102718-9919U4}	05Q				LMC	\$19,723.00		
6544540	19-20 CDBG-CV The Salvation Army - Emergency Rental Assistance {102718-9919U4}	05Q				LMC	\$13,075.15		
6557224	19-20 CDBG-CV The Salvation Army - Emergency Rental Assistance {102718-9919U4}	05Q				LMC	\$2,675.34		
6590537	19-20 CDBG-CV The Salvation Army - Emergency Rental Assistance {102718-9919U4}	05Q				LMC	\$10,419.18		
6639481	19-20 CDBG-CV The Salvation Army - Emergency Rental Assistance {102718-9919U4}	05Q				LMC	\$12,406.69		
6639484	19-20 CDBG-CV The Salvation Army - Emergency Rental Assistance {102718-9919U4}	05Q				LMC	\$7,061.90		
6639485	19-20 CDBG-CV The Salvation Army - Emergency Rental Assistance {102718-9919U4}	05Q				LMC	\$18,181.12		
6639486	19-20 CDBG-CV The Salvation Army - Emergency Rental Assistance {102718-9919U4}	05Q				LMC	\$18,236.08		
6656439	19-20 CDBG-CV The Salvation Army - Emergency Rental Assistance {102718-9919U4}	05Q				LMC	\$23,170.15		
6672822	19-20 CDBG-CV The Salvation Army - Emergency Rental Assistance {102718-9919U4}	05Q				LMC	\$55,744.85		
6697944	19-20 CDBG-CV The Salvation Army - Emergency Rental Assistance {102718-9919U4}	05Q				LMC	\$21,525.51		
6697945	19-20 CDBG-CV The Salvation Army - Emergency Rental Assistance {102718-9919U4}	05Q				LMC	\$10,824.00		
6697947	19-20 CDBG-CV The Salvation Army - Emergency Rental Assistance {102718-9919U4}	05Q				LMC	\$16,585.68		
8	7582	6520959				20-21 CDBG-CV3 AB Christian Learning Center {103166-991925}	05L	LMC	\$5,961.68
		6520961				20-21 CDBG-CV3 AB Christian Learning Center {103166-991925}	05L	LMC	\$12,011.28
		6520964				20-21 CDBG-CV3 AB Christian Learning Center {103166-991925}	05L	LMC	\$6,248.34
		6520967				20-21 CDBG-CV3 AB Christian Learning Center {103166-991925}	05L	LMC	\$10,083.11
		6532322				20-21 CDBG-CV3 AB Christian Learning Center {103166-991925}	05L	LMC	\$15,514.60
		6533389				20-21 CDBG-CV3 AB Christian Learning Center {103166-991925}	05L	LMC	\$8,582.88
		6544591				20-21 CDBG-CV3 AB Christian Learning Center {103166-991925}	05L	LMC	\$5,000.00
		6590583				20-21 CDBG-CV3 AB Christian Learning Center {103166-991925}	05L	LMC	\$20,783.56
		6656712				20-21 CDBG-CV3 AB Christian Learning Center {103166-991925}	05L	LMC	\$7,742.86
		6656714				20-21 CDBG-CV3 AB Christian Learning Center {103166-991925}	05L	LMC	\$5,407.25
		6672830	20-21 CDBG-CV3 AB Christian Learning Center {103166-991925}	05L	LMC	\$5,132.47			
		6684620	20-21 CDBG-CV3 AB Christian Learning Center {103166-991925}	05L	LMC	\$10,139.25			
		6697787	20-21 CDBG-CV3 AB Christian Learning Center {103166-991925}	05L	LMC	\$1,528.89			
		7583	6532321	20-21 CDBG-CV3 Boys & Girls Clubs of Greater Tarrant County {103166-991934}	05D	LMC	\$25,412.35		
6538339	20-21 CDBG-CV3 Boys & Girls Clubs of Greater Tarrant County {103166-991934}		05D	LMC	\$5,445.09				



Office of Community Planning and Development  
 U.S. Department of Housing and Urban Development  
 Integrated Disbursement and Information System  
 PR26 - CDBG-CV Financial Summary Report  
 FORT WORTH , TX

DATE: 12-20-24  
 TIME: 16:49  
 PAGE: 23

Plan Year	IDIS Project	IDIS Activity	Voucher Number	Activity Name	Matrix Code	National Objective	Drawn Amount	
2020	8	7583	6557377	20-21 CDBG-CV3 Boys & Girls Clubs of Greater Tarrant County {103166-991934}	05D	LMC	\$7,617.39	
			6557378	20-21 CDBG-CV3 Boys & Girls Clubs of Greater Tarrant County {103166-991934}	05D	LMC	\$13,096.91	
			6567927	20-21 CDBG-CV3 Boys & Girls Clubs of Greater Tarrant County {103166-991934}	05D	LMC	\$6,955.41	
			6590586	20-21 CDBG-CV3 Boys & Girls Clubs of Greater Tarrant County {103166-991934}	05D	LMC	\$15,626.94	
			6590587	20-21 CDBG-CV3 Boys & Girls Clubs of Greater Tarrant County {103166-991934}	05D	LMC	\$12,566.26	
			6592820	20-21 CDBG-CV3 Boys & Girls Clubs of Greater Tarrant County {103166-991934}	05D	LMC	\$7,038.15	
			6603667	20-21 CDBG-CV3 Boys & Girls Clubs of Greater Tarrant County {103166-991934}	05D	LMC	\$4,104.17	
			6634305	20-21 CDBG-CV3 Boys & Girls Clubs of Greater Tarrant County {103166-991934}	05D	LMC	\$5,240.67	
			6634306	20-21 CDBG-CV3 Boys & Girls Clubs of Greater Tarrant County {103166-991934}	05D	LMC	\$5,225.26	
			6639529	20-21 CDBG-CV3 Boys & Girls Clubs of Greater Tarrant County {103166-991934}	05D	LMC	\$5,861.90	
			6656517	20-21 CDBG-CV3 Boys & Girls Clubs of Greater Tarrant County {103166-991934}	05D	LMC	\$6,633.72	
			6672810	20-21 CDBG-CV3 Boys & Girls Clubs of Greater Tarrant County {103166-991934}	05D	LMC	\$10,821.17	
			6684622	20-21 CDBG-CV3 Boys & Girls Clubs of Greater Tarrant County {103166-991934}	05D	LMC	\$12,354.10	
			6697771	20-21 CDBG-CV3 Boys & Girls Clubs of Greater Tarrant County {103166-991934}	05D	LMC	\$13,631.69	
			6697953	20-21 CDBG-CV3 Boys & Girls Clubs of Greater Tarrant County {103166-991934}	05D	LMC	\$72,857.46	
			7588	6532318	20-21 CDBG-CV3 United Community Centers {103166-991930}	05L	LMC	\$10,540.50
				6532319	20-21 CDBG-CV3 United Community Centers {103166-991930}	05L	LMC	\$7,912.50
	6533391	20-21 CDBG-CV3 United Community Centers {103166-991930}		05L	LMC	\$11,241.00		
	6544595	20-21 CDBG-CV3 United Community Centers {103166-991930}		05L	LMC	\$18,613.00		
	6552537	20-21 CDBG-CV3 United Community Centers {103166-991930}		05L	LMC	\$12,861.25		
	6567725	20-21 CDBG-CV3 United Community Centers {103166-991930}		05L	LMC	\$20,847.75		
	6600433	20-21 CDBG-CV3 United Community Centers {103166-991930}		05L	LMC	\$8,762.75		
	6600453	20-21 CDBG-CV3 United Community Centers {103166-991930}		05L	LMC	\$9,287.25		
	6600463	20-21 CDBG-CV3 United Community Centers {103166-991930}		05L	LMC	\$8,964.50		
	6600482	20-21 CDBG-CV3 United Community Centers {103166-991930}		05L	LMC	\$13,867.50		
	6634302	20-21 CDBG-CV3 United Community Centers {103166-991930}		05L	LMC	\$10,093.00		
	6634303	20-21 CDBG-CV3 United Community Centers {103166-991930}		05L	LMC	\$27,320.15		
	6647251	20-21 CDBG-CV3 United Community Centers {103166-991930}		05L	LMC	\$39,364.75		
	6672838	20-21 CDBG-CV3 United Community Centers {103166-991930}		05L	LMC	\$324.10		
	9	7584		6520953	20-21 CDBG-CV3 Camp Fire First Texas {103166-991935}	05D	LMC	\$2,115.43
				6532323	20-21 CDBG-CV3 Camp Fire First Texas {103166-991935}	05D	LMC	\$3,161.39
				6532324	20-21 CDBG-CV3 Camp Fire First Texas {103166-991935}	05D	LMC	\$6,483.98
			6557380	20-21 CDBG-CV3 Camp Fire First Texas {103166-991935}	05D	LMC	\$4,621.77	
			6590588	20-21 CDBG-CV3 Camp Fire First Texas {103166-991935}	05D	LMC	\$17,003.79	
6590591			20-21 CDBG-CV3 Camp Fire First Texas {103166-991935}	05D	LMC	\$4,045.27		
6639532			20-21 CDBG-CV3 Camp Fire First Texas {103166-991935}	05D	LMC	\$873.50		
6639535			20-21 CDBG-CV3 Camp Fire First Texas {103166-991935}	05D	LMC	\$293.75		
6639537			20-21 CDBG-CV3 Camp Fire First Texas {103166-991935}	05D	LMC	\$1,521.26		
6684551			20-21 CDBG-CV3 Camp Fire First Texas {103166-991935}	05D	LMC	\$3,274.75		
6684561			20-21 CDBG-CV3 Camp Fire First Texas {103166-991935}	05D	LMC	\$1,044.39		
6684627			20-21 CDBG-CV3 Camp Fire First Texas {103166-991935}	05D	LMC	\$2,634.75		
6684628			20-21 CDBG-CV3 Camp Fire First Texas {103166-991935}	05D	LMC	\$5,989.00		
6697954		20-21 CDBG-CV3 Camp Fire First Texas {103166-991935}	05D	LMC	\$2,798.96			
6697955		20-21 CDBG-CV3 Camp Fire First Texas {103166-991935}	05D	LMC	\$5,935.21			
6719385		20-21 CDBG-CV3 Camp Fire First Texas {103166-991935}	05D	LMC	\$5,825.52			
7585		6592827	20-21 CDBG-CV3 Clayton Youth Enrichment {103166-991927}	05D	LMC	\$116,420.17		
		6600464	20-21 CDBG-CV3 Clayton Youth Enrichment {103166-991927}	05D	LMC	\$11,720.93		
		6600468	20-21 CDBG-CV3 Clayton Youth Enrichment {103166-991927}	05D	LMC	\$13,489.10		



Office of Community Planning and Development  
 U.S. Department of Housing and Urban Development  
 Integrated Disbursement and Information System  
 PR26 - CDBG-CV Financial Summary Report  
 FORT WORTH , TX

DATE: 12-20-24  
 TIME: 16:49  
 PAGE: 24

Plan Year	IDIS Project	IDIS Activity	Voucher Number	Activity Name	Matrix Code	National Objective	Drawn Amount
2020	9	7585	6600471	20-21 CDBG-CV3 Clayton Youth Enrichment {103166-991927}	05D	LMC	\$10,287.63
			6600473	20-21 CDBG-CV3 Clayton Youth Enrichment {103166-991927}	05D	LMC	\$5,792.71
			6603664	20-21 CDBG-CV3 Clayton Youth Enrichment {103166-991927}	05D	LMC	\$7,947.46
			6634298	20-21 CDBG-CV3 Clayton Youth Enrichment {103166-991927}	05D	LMC	\$10,991.29
			6634300	20-21 CDBG-CV3 Clayton Youth Enrichment {103166-991927}	05D	LMC	\$19,451.87
			6639525	20-21 CDBG-CV3 Clayton Youth Enrichment {103166-991927}	05D	LMC	\$12,961.12
			6672832	20-21 CDBG-CV3 Clayton Youth Enrichment {103166-991927}	05D	LMC	\$16,185.89
			6697756	20-21 CDBG-CV3 Clayton Youth Enrichment {103166-991927}	05D	LMC	\$46,961.01
			6697758	20-21 CDBG-CV3 Clayton Youth Enrichment {103166-991927}	05D	LMC	\$17,218.27
			6697760	20-21 CDBG-CV3 Clayton Youth Enrichment {103166-991927}	05D	LMC	\$6,555.66
		7586	6520954	20-21 CDBG-CV3 Fort Worth SPARC {103166-991988}	05D	LMC	\$59,593.33
			6544601	20-21 CDBG-CV3 Fort Worth SPARC {103166-991988}	05D	LMC	\$19,392.15
			6634314	20-21 CDBG-CV3 Fort Worth SPARC {103166-991988}	05D	LMC	\$11,774.09
			6634315	20-21 CDBG-CV3 Fort Worth SPARC {103166-991988}	05D	LMC	\$19,312.00
			6639540	20-21 CDBG-CV3 Fort Worth SPARC {103166-991988}	05D	LMC	\$21,386.23
			6673435	20-21 CDBG-CV3 Fort Worth SPARC {103166-991988}	05D	LMC	\$2,350.00
			6686673	20-21 CDBG-CV3 Fort Worth SPARC {103166-991988}	05D	LMC	\$29,560.00
		7587	6520952	20-21 CDBG-CV3 Girls Inc {103166-991936}	05D	LMC	\$11,207.04
			6544596	20-21 CDBG-CV3 Girls Inc {103166-991936}	05D	LMC	\$27,763.32
			6552549	20-21 CDBG-CV3 Girls Inc {103166-991936}	05D	LMC	\$18,702.37
			6552551	20-21 CDBG-CV3 Girls Inc {103166-991936}	05D	LMC	\$15,769.01
			6570249	20-21 CDBG-CV3 Girls Inc {103166-991936}	05D	LMC	\$11,885.78
			6570252	20-21 CDBG-CV3 Girls Inc {103166-991936}	05D	LMC	\$13,289.24
			6590594	20-21 CDBG-CV3 Girls Inc {103166-991936}	05D	LMC	\$21,369.34
			6590595	20-21 CDBG-CV3 Girls Inc {103166-991936}	05D	LMC	\$22,269.01
			6592821	20-21 CDBG-CV3 Girls Inc {103166-991936}	05D	LMC	\$21,248.52
			6603668	20-21 CDBG-CV3 Girls Inc {103166-991936}	05D	LMC	\$21,544.90
			6634307	20-21 CDBG-CV3 Girls Inc {103166-991936}	05D	LMC	\$22,530.28
			6634310	20-21 CDBG-CV3 Girls Inc {103166-991936}	05D	LMC	\$22,145.76
			6672843	20-21 CDBG-CV3 Girls Inc {103166-991936}	05D	LMC	\$21,767.34
			6672846	20-21 CDBG-CV3 Girls Inc {103166-991936}	05D	LMC	\$23,512.81
			6672855	20-21 CDBG-CV3 Girls Inc {103166-991936}	05D	LMC	\$20,171.70
			6684554	20-21 CDBG-CV3 Girls Inc {103166-991936}	05D	LMC	\$763.38
		7589	6590585	20-21 CDBG-CV3 YMCA {103166-991928}	05D	LMC	\$19,612.39
		7590	6590599	20-21 CDBG-CV3 AVANCE {103166-9919W1}	05D	LMC	\$6,339.58
			6592808	20-21 CDBG-CV3 AVANCE {103166-9919W1}	05D	LMC	\$5,795.72
			6592810	20-21 CDBG-CV3 AVANCE {103166-9919W1}	05D	LMC	\$6,007.68
			6600423	20-21 CDBG-CV3 AVANCE {103166-9919W1}	05D	LMC	\$3,967.48
			6600487	20-21 CDBG-CV3 AVANCE {103166-9919W1}	05D	LMC	\$5,117.58
			6634330	20-21 CDBG-CV3 AVANCE {103166-9919W1}	05D	LMC	\$3,348.42
			6634331	20-21 CDBG-CV3 AVANCE {103166-9919W1}	05D	LMC	\$4,332.66
			6639544	20-21 CDBG-CV3 AVANCE {103166-9919W1}	05D	LMC	\$3,856.32
			6656508	20-21 CDBG-CV3 AVANCE {103166-9919W1}	05D	LMC	\$3,549.00
			6673478	20-21 CDBG-CV3 AVANCE {103166-9919W1}	05D	LMC	\$3,157.00
		7591	6520950	20-21 CDBG-CV3 Fortress {103166-9919W2}	05D	LMC	\$10,066.63
			6544606	20-21 CDBG-CV3 Fortress {103166-9919W2}	05D	LMC	\$1,999.98
			6557382	20-21 CDBG-CV3 Fortress {103166-9919W2}	05D	LMC	\$4,172.00
			6557388	20-21 CDBG-CV3 Fortress {103166-9919W2}	05D	LMC	\$7,675.25
			6567925	20-21 CDBG-CV3 Fortress {103166-9919W2}	05D	LMC	\$2,100.00
			6590601	20-21 CDBG-CV3 Fortress {103166-9919W2}	05D	LMC	\$4,506.08
			6590602	20-21 CDBG-CV3 Fortress {103166-9919W2}	05D	LMC	\$2,100.00
			6592836	20-21 CDBG-CV3 Fortress {103166-9919W2}	05D	LMC	\$2,240.00
			6603673	20-21 CDBG-CV3 Fortress {103166-9919W2}	05D	LMC	\$2,240.00
			6634332	20-21 CDBG-CV3 Fortress {103166-9919W2}	05D	LMC	\$2,240.00
			6634334	20-21 CDBG-CV3 Fortress {103166-9919W2}	05D	LMC	\$2,240.00
			6639546	20-21 CDBG-CV3 Fortress {103166-9919W2}	05D	LMC	\$2,240.00
			6656507	20-21 CDBG-CV3 Fortress {103166-9919W2}	05D	LMC	\$1,180.06
		7592	6532326	20-21 CDBG-CV3 Literacy United{103166-9919W4}	05D	LMC	\$19,516.01
			6533388	20-21 CDBG-CV3 Literacy United{103166-9919W4}	05D	LMC	\$3,642.66
			6544607	20-21 CDBG-CV3 Literacy United{103166-9919W4}	05D	LMC	\$3,899.49
			6552546	20-21 CDBG-CV3 Literacy United{103166-9919W4}	05D	LMC	\$3,849.44



Office of Community Planning and Development  
 U.S. Department of Housing and Urban Development  
 Integrated Disbursement and Information System  
 PR26 - CDBG-CV Financial Summary Report  
 FORT WORTH , TX

DATE: 12-20-24  
 TIME: 16:49  
 PAGE: 25

Plan Year	IDIS Project	IDIS Activity	Voucher Number	Activity Name	Matrix Code	National Objective	Drawn Amount				
2020	9	7592	6590603	20-21 CDBG-CV3 Literacy United{103166-9919W4}	05D	LMC	\$3,625.98				
			6590604	20-21 CDBG-CV3 Literacy United{103166-9919W4}	05D	LMC	\$3,737.87				
			6600411	20-21 CDBG-CV3 Literacy United{103166-9919W4}	05D	LMC	\$3,330.75				
			6600420	20-21 CDBG-CV3 Literacy United{103166-9919W4}	05D	LMC	\$3,357.84				
		7593			6533387	20-21 CDBG-CV3 Rivertree Academy {103166-9919W5}	05D	LMC	\$10,709.76		
					6552544	20-21 CDBG-CV3 Rivertree Academy {103166-9919W5}	05D	LMC	\$405.81		
					6592813	20-21 CDBG-CV3 Rivertree Academy {103166-9919W5}	05D	LMC	\$2,505.00		
					6592815	20-21 CDBG-CV3 Rivertree Academy {103166-9919W5}	05D	LMC	\$1,852.50		
					6592818	20-21 CDBG-CV3 Rivertree Academy {103166-9919W5}	05D	LMC	\$3,296.50		
					6603674	20-21 CDBG-CV3 Rivertree Academy {103166-9919W5}	05D	LMC	\$2,430.00		
					6603675	20-21 CDBG-CV3 Rivertree Academy {103166-9919W5}	05D	LMC	\$2,070.00		
					6634335	20-21 CDBG-CV3 Rivertree Academy {103166-9919W5}	05D	LMC	\$2,753.10		
					6684567	20-21 CDBG-CV3 Rivertree Academy {103166-9919W5}	05D	LMC	\$1,357.50		
					12	7709		6741896	20-21 The Salvation Army- Red Shield Emergency Shelter {102718-9919F2}	05Z	LMC
	6741902	20-21 The Salvation Army- Red Shield Emergency Shelter {102718-9919F2}	05Z	LMC				\$8,498.87			
	6745535	20-21 The Salvation Army- Red Shield Emergency Shelter {102718-9919F2}	05Z	LMC				\$8,671.45			
	6745536	20-21 The Salvation Army- Red Shield Emergency Shelter {102718-9919F2}	05Z	LMC				\$8,706.14			
	6745537	20-21 The Salvation Army- Red Shield Emergency Shelter {102718-9919F2}	05Z	LMC				\$9,150.11			
	6762208	20-21 The Salvation Army- Red Shield Emergency Shelter {102718-9919F2}	05Z	LMC				\$11,815.38			
	6775966	20-21 The Salvation Army- Red Shield Emergency Shelter {102718-9919F2}	05Z	LMC				\$8,180.51			
	6787433	20-21 The Salvation Army- Red Shield Emergency Shelter {102718-9919F2}	05Z	LMC				\$7,682.36			
	6802233	20-21 The Salvation Army- Red Shield Emergency Shelter {102718-9919F2}	05Z	LMC				\$207.81			
	6811820	20-21 The Salvation Army- Red Shield Emergency Shelter {102718-9919F2}	05Z	LMC				\$3,672.00			
	7843			6851968				20-21 Presbyterian Night Shelter of Tarrant County - Moving Home Program {103166-991924}	05H	LMC	\$29,722.70
				6858366				20-21 Presbyterian Night Shelter of Tarrant County - Moving Home Program {103166-991924}	05H	LMC	\$19,854.17
				6863878				20-21 Presbyterian Night Shelter of Tarrant County - Moving Home Program {103166-991924}	05H	LMC	\$29,475.98
				6871609				20-21 Presbyterian Night Shelter of Tarrant County - Moving Home Program {103166-991924}	05H	LMC	\$18,419.01
				6894244				20-21 Presbyterian Night Shelter of Tarrant County - Moving Home Program {103166-991924}	05H	LMC	\$12,086.32
				6907901				20-21 Presbyterian Night Shelter of Tarrant County - Moving Home Program {103166-991924}	05H	LMC	\$12,057.65
				6907903	20-21 Presbyterian Night Shelter of Tarrant County - Moving Home Program {103166-991924}	05H	LMC	\$10,272.55			
				6923338	20-21 Presbyterian Night Shelter of Tarrant County - Moving Home Program {103166-991924}	05H	LMC	\$23,434.00			
				6933929	20-21 Presbyterian Night Shelter of Tarrant County - Moving Home Program {103166-991924}	05H	LMC	\$12,420.77			
				6938745	20-21 Presbyterian Night Shelter of Tarrant County - Moving Home Program {103166-991924}	05H	LMC	\$21,222.60			
				6954363	20-21 Presbyterian Night Shelter of Tarrant County - Moving Home Program {103166-991924}	05H	LMC	\$16,374.87			
			6964572	20-21 Presbyterian Night Shelter of Tarrant County - Moving Home Program {103166-991924}	05H	LMC	\$13,901.16				
<b>Total</b>							<b>\$5,428,626.69</b>				

LINE 19 DETAIL: ACTIVITIES INCLUDED IN THE COMPUTATION OF LINE 19

Plan Year	IDIS Project	IDIS Activity	Voucher Number	Activity Name	Matrix Code	National Objective	Drawn Amount
2019	25	7492	6415116	19-20 CDBG-CV City of Fort Worth - NSD Administration	21A		\$28,822.26



Office of Community Planning and Development  
 U.S. Department of Housing and Urban Development  
 Integrated Disbursement and Information System  
 PR26 - CDBG-CV Financial Summary Report  
 FORT WORTH , TX

DATE: 12-20-24  
 TIME: 16:49  
 PAGE: 26

Plan Year	IDIS Project	IDIS Activity	Voucher Number	Activity Name	Matrix Code	National Objective	Drawn Amount
2019	25	7492	6416148	19-20 CDBG-CV City of Fort Worth - NSD Administration	21A		\$4,976.36
			6417310	19-20 CDBG-CV City of Fort Worth - NSD Administration	21A		\$8,611.32
			6431187	19-20 CDBG-CV City of Fort Worth - NSD Administration	21A		\$7,344.68
			6482532	19-20 CDBG-CV City of Fort Worth - NSD Administration	21A		\$3,131.86
			6482533	19-20 CDBG-CV City of Fort Worth - NSD Administration	21A		\$5,200.41
			6482534	19-20 CDBG-CV City of Fort Worth - NSD Administration	21A		\$4,008.58
			6482535	19-20 CDBG-CV City of Fort Worth - NSD Administration	21A		\$6,378.37
			6482536	19-20 CDBG-CV City of Fort Worth - NSD Administration	21A		\$8,609.17
			6482537	19-20 CDBG-CV City of Fort Worth - NSD Administration	21A		\$207.52
			6503747	19-20 CDBG-CV City of Fort Worth - NSD Administration	21A		\$6,711.31
			6503749	19-20 CDBG-CV City of Fort Worth - NSD Administration	21A		\$6,020.09
			6550485	19-20 CDBG-CV City of Fort Worth - NSD Administration	21A		\$5,056.99
			6550486	19-20 CDBG-CV City of Fort Worth - NSD Administration	21A		\$7,919.21
			6550487	19-20 CDBG-CV City of Fort Worth - NSD Administration	21A		\$6,296.80
			6550488	19-20 CDBG-CV City of Fort Worth - NSD Administration	21A		\$7,191.28
			6567346	19-20 CDBG-CV City of Fort Worth - NSD Administration	21A		\$6,723.56
			6617538	19-20 CDBG-CV City of Fort Worth - NSD Administration	21A		\$7,051.91
			6617539	19-20 CDBG-CV City of Fort Worth - NSD Administration	21A		\$4,360.37
			6617540	19-20 CDBG-CV City of Fort Worth - NSD Administration	21A		\$1,588.11
			6617542	19-20 CDBG-CV City of Fort Worth - NSD Administration	21A		\$6,543.26
			6617543	19-20 CDBG-CV City of Fort Worth - NSD Administration	21A		\$3,642.47
			6669911	19-20 CDBG-CV City of Fort Worth - NSD Administration	21A		\$3,669.89
			6669912	19-20 CDBG-CV City of Fort Worth - NSD Administration	21A		\$4,207.39
			6669913	19-20 CDBG-CV City of Fort Worth - NSD Administration	21A		\$7,631.15
			6669914	19-20 CDBG-CV City of Fort Worth - NSD Administration	21A		\$5,111.04
			6698172	19-20 CDBG-CV City of Fort Worth - NSD Administration	21A		\$4,470.65
			6698175	19-20 CDBG-CV City of Fort Worth - NSD Administration	21A		\$3,878.27
			6698181	19-20 CDBG-CV City of Fort Worth - NSD Administration	21A		\$3,262.98
			6732384	19-20 CDBG-CV City of Fort Worth - NSD Administration	21A		\$3,416.74
			6732385	19-20 CDBG-CV City of Fort Worth - NSD Administration	21A		\$1,312.83
			6732386	19-20 CDBG-CV City of Fort Worth - NSD Administration	21A		\$2,361.10
			6743787	19-20 CDBG-CV City of Fort Worth - NSD Administration	21A		\$2,557.34
			6743788	19-20 CDBG-CV City of Fort Worth - NSD Administration	21A		\$2,480.08
			6786332	19-20 CDBG-CV City of Fort Worth - NSD Administration	21A		\$10,597.26
			6786333	19-20 CDBG-CV City of Fort Worth - NSD Administration	21A		\$10,967.65
			6786334	19-20 CDBG-CV City of Fort Worth - NSD Administration	21A		\$10,561.54
			6804151	19-20 CDBG-CV City of Fort Worth - NSD Administration	21A		\$5,987.21
			6834591	19-20 CDBG-CV City of Fort Worth - NSD Administration	21A		\$2,893.29
			6834593	19-20 CDBG-CV City of Fort Worth - NSD Administration	21A		\$5,715.60
			6834596	19-20 CDBG-CV City of Fort Worth - NSD Administration	21A		\$14,663.62
			6864792	19-20 CDBG-CV City of Fort Worth - NSD Administration	21A		\$9,057.44
			6864793	19-20 CDBG-CV City of Fort Worth - NSD Administration	21A		\$9,565.94
			6864795	19-20 CDBG-CV City of Fort Worth - NSD Administration	21A		\$6,893.58
			6940520	19-20 CDBG-CV City of Fort Worth - NSD Administration	21A		\$8,423.81
			6940521	19-20 CDBG-CV City of Fort Worth - NSD Administration	21A		\$8,601.07
			6940525	19-20 CDBG-CV City of Fort Worth - NSD Administration	21A		\$5,370.62
			6940526	19-20 CDBG-CV City of Fort Worth - NSD Administration	21A		\$2,076.44
			6940527	19-20 CDBG-CV City of Fort Worth - NSD Administration	21A		\$1,330.99
6940529	19-20 CDBG-CV City of Fort Worth - NSD Administration	21A		\$3,373.21			
6940530	19-20 CDBG-CV City of Fort Worth - NSD Administration	21A		\$1,114.83			
6964564	19-20 CDBG-CV City of Fort Worth - NSD Administration	21A		\$561.54			
6964566	19-20 CDBG-CV City of Fort Worth - NSD Administration	21A		\$99.10			
6973961	19-20 CDBG-CV City of Fort Worth - NSD Administration	21A		\$346.82			
6973963	19-20 CDBG-CV City of Fort Worth - NSD Administration	21A		\$484.65			
2020	1	7573	6482547	2020-2021 CDBG-CV3 City of Fort Worth - NSD Administration	21A		\$3,179.59
			6482548	2020-2021 CDBG-CV3 City of Fort Worth - NSD Administration	21A		\$4,617.49
			6503750	2020-2021 CDBG-CV3 City of Fort Worth - NSD Administration	21A		\$4,839.37
			6503751	2020-2021 CDBG-CV3 City of Fort Worth - NSD Administration	21A		\$3,346.07
			6550498	2020-2021 CDBG-CV3 City of Fort Worth - NSD Administration	21A		\$4,161.98
			6550501	2020-2021 CDBG-CV3 City of Fort Worth - NSD Administration	21A		\$2,571.71
			6550502	2020-2021 CDBG-CV3 City of Fort Worth - NSD Administration	21A		\$1,324.94





Office of Community Planning and Development  
 U.S. Department of Housing and Urban Development  
 Integrated Disbursement and Information System  
 PR26 - CDBG-CV Financial Summary Report  
 FORT WORTH , TX

DATE: 12-20-24  
 TIME: 16:49  
 PAGE: 27

Plan Year	IDIS Project	IDIS Activity	Voucher Number	Activity Name	Matrix Code	National Objective	Drawn Amount
2020	1	7573	6550503	2020-2021 CDBG-CV3 City of Fort Worth - NSD Administration	21A		\$1,940.04
			6567350	2020-2021 CDBG-CV3 City of Fort Worth - NSD Administration	21A		\$20,928.70
			6617545	2020-2021 CDBG-CV3 City of Fort Worth - NSD Administration	21A		\$4,543.34
			6617546	2020-2021 CDBG-CV3 City of Fort Worth - NSD Administration	21A		\$17,565.43
			6617547	2020-2021 CDBG-CV3 City of Fort Worth - NSD Administration	21A		\$7,608.51
			6617548	2020-2021 CDBG-CV3 City of Fort Worth - NSD Administration	21A		\$7,790.11
			6617549	2020-2021 CDBG-CV3 City of Fort Worth - NSD Administration	21A		\$7,117.87
			6669915	2020-2021 CDBG-CV3 City of Fort Worth - NSD Administration	21A		\$8,729.97
			6669916	2020-2021 CDBG-CV3 City of Fort Worth - NSD Administration	21A		\$16,371.22
			6669918	2020-2021 CDBG-CV3 City of Fort Worth - NSD Administration	21A		\$6,541.29
			6669919	2020-2021 CDBG-CV3 City of Fort Worth - NSD Administration	21A		\$37,338.75
			6698194	2020-2021 CDBG-CV3 City of Fort Worth - NSD Administration	21A		\$22,518.03
			6698198	2020-2021 CDBG-CV3 City of Fort Worth - NSD Administration	21A		\$38,966.80
			6698202	2020-2021 CDBG-CV3 City of Fort Worth - NSD Administration	21A		\$21,803.61
			6732388	2020-2021 CDBG-CV3 City of Fort Worth - NSD Administration	21A		\$20,711.94
			6732389	2020-2021 CDBG-CV3 City of Fort Worth - NSD Administration	21A		\$17,421.78
			6732390	2020-2021 CDBG-CV3 City of Fort Worth - NSD Administration	21A		\$16,623.95
			6743789	2020-2021 CDBG-CV3 City of Fort Worth - NSD Administration	21A		\$16,579.56
			6743790	2020-2021 CDBG-CV3 City of Fort Worth - NSD Administration	21A		\$13,988.18
			6786335	2020-2021 CDBG-CV3 City of Fort Worth - NSD Administration	21A		\$16,365.69
			6786336	2020-2021 CDBG-CV3 City of Fort Worth - NSD Administration	21A		\$5,823.24
			6786337	2020-2021 CDBG-CV3 City of Fort Worth - NSD Administration	21A		\$5,958.93
			6804163	2020-2021 CDBG-CV3 City of Fort Worth - NSD Administration	21A		\$7,721.10
			6834597	2020-2021 CDBG-CV3 City of Fort Worth - NSD Administration	21A		\$8,120.63
			6834598	2020-2021 CDBG-CV3 City of Fort Worth - NSD Administration	21A		\$4,735.33
			6834599	2020-2021 CDBG-CV3 City of Fort Worth - NSD Administration	21A		\$11,737.68
			6864798	2020-2021 CDBG-CV3 City of Fort Worth - NSD Administration	21A		\$3,141.12
			6864799	2020-2021 CDBG-CV3 City of Fort Worth - NSD Administration	21A		\$5,003.65
			6864800	2020-2021 CDBG-CV3 City of Fort Worth - NSD Administration	21A		\$4,425.01
			6940533	2020-2021 CDBG-CV3 City of Fort Worth - NSD Administration	21A		\$3,056.41
			6940535	2020-2021 CDBG-CV3 City of Fort Worth - NSD Administration	21A		\$53,198.82
			6940538	2020-2021 CDBG-CV3 City of Fort Worth - NSD Administration	21A		\$3,984.88
			6940539	2020-2021 CDBG-CV3 City of Fort Worth - NSD Administration	21A		\$3,070.10
			6940540	2020-2021 CDBG-CV3 City of Fort Worth - NSD Administration	21A		\$2,343.62
			6940542	2020-2021 CDBG-CV3 City of Fort Worth - NSD Administration	21A		\$2,895.29
			6940700	2020-2021 CDBG-CV3 City of Fort Worth - NSD Administration	21A		\$7,143.48
			6964567	2020-2021 CDBG-CV3 City of Fort Worth - NSD Administration	21A		\$1,192.43
			6964568	2020-2021 CDBG-CV3 City of Fort Worth - NSD Administration	21A		\$1,295.47
			6973965	2020-2021 CDBG-CV3 City of Fort Worth - NSD Administration	21A		\$620.67
			6973967	2020-2021 CDBG-CV3 City of Fort Worth - NSD Administration	21A		\$937.99
<b>Total</b>							<b>\$791,343.33</b>

## ESG Expenditure Report

Grantee	City of Fort Worth (21001- 105150),					Grant Amount		\$610,543.00					
Grant #	E-23-MC-48-0006					Cumulative Expenditures		\$ 571,408.82	% Essential Services & SS (60% cap)		55.1%		
Report Period	October 01, 2023 - September 30, 2024					Unexpended Balance		\$ 39,134.18	% Administration (7.5% cap)		2.6%		

IDIS Project #	Project Name	Street Outreach		HMIS		Rapid Rehousing		Emergency Shelter Services		Homelessness Prevention		Administration	
		This Year	Cumulative	This Year	Cumulative	This Year	Cumulative	This Year	Cumulative	This Year	Cumulative	This Year	Cumulative
7812	City of Fort Worth Administration												
7813	SS PRESBYTERIAN NIGHT SHELTER							\$116,635.00	\$116,635.00				
7843	SS SAFEHAVEN							\$63,082.81	\$63,082.81				
7813	SS TRUE WORTH PLACE							\$156,977.67	\$156,977.67				
7814	HP SALVATION ARMY									\$143,083.39	\$143,083.39		
7815	RRH- CTL					\$75,798.99	\$75,798.99						
Totals		\$0.00	\$0.00	\$0.00	\$0.00	\$75,798.99	\$75,798.99	\$336,695.48	\$336,695.48	\$143,083.39	\$143,083.39	\$15,830.96	\$15,830.96

Comments: Year Expenditures of Grant Project 21001-,105150
--

## ESG Expenditure Report

Grantee	City of Fort Worth (21001-104440),	Grant Amount	\$628,543.00		
Grant #	E-22-MC-48-0006	Cumulative Expenditures	\$ 616,069.00	% Essential Services & SS (60% cap)	60.0%
Report Period	October 01, 2023 - September 30, 2024	Unexpended Balance	\$ 12,474.00	% Administration (7.5% cap)	7.5%

IDIS Project #	Project Name	Street Outreach		HMIS		Rapid Rehousing		Emergency Shelter Services		Homelessness Prevention		Administration	
		This Year	Cumulative	This Year	Cumulative	This Year	Cumulative	This Year	Cumulative	This Year	Cumulative	This Year	Cumulative
7730	City of Fort Worth Administration											\$28,409.28	\$47,140.00
7731	SS PRESBYTERIAN NIGHT SHELTER							\$130,220.00					
7731	SS SAFEHAVEN							\$70,905.00					
7731	SS TRUE WORTH PLACE							\$176,000.00					
7732	HP SALVATION ARMY									\$105,535.00			
7733	RRH- CTL					\$16,855.94	\$50,889.35			\$35,379.65	\$35,379.65		
	HP CORNERSTONE ASSIST NETWORK												
Totals		\$ -	\$ -	\$ -	\$ -	\$ 16,855.94	\$ 50,889.35	\$ -	\$ 377,125.00	\$ 35,379.65	\$ 140,914.65	\$ 28,409.28	\$ 47,140.00

Comments: Year 2 Expenditures of Grant Project 21001-104440



# Submission Overview: ESG: CAPER

Report: CAPER

Period: 10/1/2023 - 9/30/2024

Your user level here: Data Entry and Account Admin

## Step 1: Dates

10/1/2023 to 9/30/2024

## Step 2: Contact Information

First Name        **Sharon**  
 Middle Name  
 Last Name        **Burkley**  
 Suffix  
 Title              **Community Development Manager**  
 Street Address 1   **100 Fort Worth Trail**  
 Street Address 2  
 City                **Fort Worth**  
 State               **Texas**  
 ZIP Code          **76102**  
 E-mail Address    **Sharon.Burkley@fortworthtexas.gov**  
 Phone Number    **(817)392-5785**  
 Extension  
 Fax Number       **(817)392-7328**

## Step 4: Grant Information

### Emergency Shelter Rehab/Conversion

Did you create additional shelter beds/units through an ESG-funded rehab project **No**  
 Did you create additional shelter beds/units through an ESG-funded conversion project **No**

### Data Participation Information

Are there any funded projects, except HMIS or Admin, which are not listed on the Project, Links and Uploads form? This includes projects in the HMIS and from VSP **No**

## Step 5: Project Outcomes

*Project outcomes are required for all CAPERS where the program year start date is 1-1-2021 or later. This form replaces the narrative in CR-70 of the eCon Planning Suite.*

From the Action Plan that covered ESG for this reporting period copy and paste or retype the information in Question 5 on screen AP-90: "Describe performance standards for evaluating ESG."

Performance standards for evaluating ESG outcomes were developed and updated by the CoC in consultation with staff representatives from all participating jurisdictions. Performance standards were established for each ESG-eligible activity. The most recent ESG performance standards document adopted by the CoC and the City of Fort Worth is provided as an Attachment to this Action Plan. The City works with the CoC and member agencies to update these performance standards to add actual outcomes and measurements to evaluate performance. The City's intent is to continue to at least serve the same number of clients under the current funding or increase services by finding ways to leverage additional resources.

City is committed to meeting HUD goals regarding ESG funds. The CoC is consulted regarding the needs of homeless persons and homeless prevention services. Directions Home staff regularly meets with homeless persons to get their recommendations on homeless prevention services and homeless services. CoC representatives are also encouraged to attend all public hearings, and when appropriate, make presentations to the CDC so that the CDC is better informed on homeless issues and service needs prior to making funding recommendations. The final recommendations are available for the CoC prior to City Council's adoption of final service providers and award amounts that are then included in the City's annual Action Plan. The Homeless Management Information System (HMIS) is administered by Project Home as the lead agency for the CoC. To ensure that ESG providers participate in HMIS, the City contractually requires all agencies to enter client data into the system, and for victim service providers to enter data into a comparable-level database. In order to increase its collaboration with the CoC, the City has representatives on a variety of CoC committees.

*Based on the information from the Action Plan response previously provided to HUD:*

1. Briefly describe how you met the performance standards identified in A-90 this program year. *If they are not measurable as written type in N/A as the answer.*

Performance standards were met for this program year through the allocation of ESG funding to the following homeless service providers:

- \*Presbyterian Night Shelter
- \*Safe Haven of Tarrant County
- \*True Worth Place
- \*Center for Transforming Lives
- \*The Salvation Army

Each provider has been funded for several years with City ESG funding and has continued to serve the needs and provide shelter services, rapid rehousing, and homelessness prevention to the City's most vulnerable population. In addition, for reporting purposes, each agency has submitted performance information through the SAGE HMIS system.

To maintain the collaborative efforts, City staff, in particular Directions Home staff, has been consistently involved in program and funding efforts coordinated by Project Home, including providing information, funding, and support, as feasible.

2. Briefly describe what you did not meet and why. *If they are not measurable as written type in N/A as the answer.*

All program measures were met for the program year.

OR

3. If your standards were not written as measurable, provide a sample of what you will change them to in the future? *If they were measurable and you answered above type in N/A as the answer.*

N/A

**Step 6: Financial Information**

**ESG Information from IDIS**

As of 10/18/2024

FY	Grant Number	Current Authorized Amount	Funds Committed By Recipient	Funds Drawn	Balance Remaining	Obligation Date	Expenditure
2023	E23MC480010	\$610,543.00	\$610,543.00	\$372,762.91	\$237,780.09	8/30/2023	8/30/2025
2022	E22MC480010	\$628,543.00	\$628,543.00	\$628,543.00	\$0	9/8/2022	9/8/2024
2021	E21MC480010	\$632,124.00	\$632,124.00	\$632,124.00	\$0	8/27/2021	8/27/2023
2020	E20MC480010	\$638,858.00	\$638,825.49	\$638,825.49	\$32.51	9/4/2020	9/4/2022
2019	E19MC480010	\$616,266.00	\$616,266.00	\$616,266.00	\$0	8/27/2019	8/27/2021
2018	E18MC480010	\$587,565.00	\$587,565.00	\$587,565.00	\$0	10/3/2018	10/3/2020
2017	E17MC480010	\$577,437.00	\$577,437.00	\$577,437.00	\$0	10/19/2017	10/19/2019
2016	E16MC480010	\$570,031.00	\$570,031.00	\$570,031.00	\$0	10/11/2016	10/11/2018
2015	E15MC480010	\$552,108.00	\$552,108.00	\$552,108.00	\$0	11/17/2015	11/17/2017
<b>Total</b>		\$6,332,701.00	\$6,332,668.49	\$6,094,888.40	\$237,812.60		

Expenditures	2024	2023	2022	2021	2020	2019	2018
	No	Yes	Yes	No	No	No	No
		FY2023 Annual ESG Funds for	FY2022 Annual ESG Funds for				
<b>Homelessness Prevention</b>		Non-COVID	Non-COVID				
Rental Assistance							
Relocation and Stabilization Services - Financial Assistance							
Relocation and Stabilization Services - Services							
Hazard Pay ( <i>unique activity</i> )							
Landlord Incentives ( <i>unique activity</i> )							
Volunteer Incentives ( <i>unique activity</i> )							
Training ( <i>unique activity</i> )							
<b>Homeless Prevention Expenses</b>		0.00	0.00				
		FY2023 Annual ESG Funds for	FY2022 Annual ESG Funds for				
<b>Rapid Re-Housing</b>		Non-COVID	Non-COVID				
Rental Assistance							
Relocation and Stabilization Services - Financial Assistance							
Relocation and Stabilization Services - Services							
Hazard Pay ( <i>unique activity</i> )							
Landlord Incentives ( <i>unique activity</i> )							
Volunteer Incentives ( <i>unique activity</i> )							
Training ( <i>unique activity</i> )							
<b>RRH Expenses</b>		0.00	0.00				
		FY2023 Annual ESG Funds for	FY2022 Annual ESG Funds for				
<b>Emergency Shelter</b>		Non-COVID	Non-COVID				
Essential Services							
Operations							
Renovation							
Major Rehab							
Conversion							
Hazard Pay ( <i>unique activity</i> )							

Volunteer Incentives <i>(unique activity)</i>		
Training <i>(unique activity)</i>		
<b>Emergency Shelter Expenses</b>	<b>0.00</b>	<b>0.00</b>
	<b>FY2023 Annual ESG Funds for</b>	<b>FY2022 Annual ESG Funds for</b>
<b>Temporary Emergency Shelter</b>	<b>Non-COVID</b>	<b>Non-COVID</b>
Essential Services		
Operations		
Leasing existing real property or temporary structures		
Acquisition		
Renovation		
Hazard Pay <i>(unique activity)</i>		
Volunteer Incentives <i>(unique activity)</i>		
Training <i>(unique activity)</i>		
Other Shelter Costs		
<b>Temporary Emergency Shelter Expenses</b>		
	<b>FY2023 Annual ESG Funds for</b>	<b>FY2022 Annual ESG Funds for</b>
<b>Street Outreach</b>	<b>Non-COVID</b>	<b>Non-COVID</b>
Essential Services		
Hazard Pay <i>(unique activity)</i>		
Volunteer Incentives <i>(unique activity)</i>		
Training <i>(unique activity)</i>		
Handwashing Stations/Portable Bathrooms <i>(unique activity)</i>		
<b>Street Outreach Expenses</b>	<b>0.00</b>	<b>0.00</b>
	<b>FY2023 Annual ESG Funds for</b>	<b>FY2022 Annual ESG Funds for</b>
<b>Other ESG Expenditures</b>	<b>Non-COVID</b>	<b>Non-COVID</b>
Cell Phones - for persons in CoC/YHDP funded projects <i>(unique activity)</i>		
Coordinated Entry COVID Enhancements <i>(unique activity)</i>		
Training <i>(unique activity)</i>		
Vaccine Incentives <i>(unique activity)</i>		
HMIS		
Administration		
<b>Other Expenses</b>	<b>0.00</b>	<b>0.00</b>
	<b>FY2023 Annual ESG Funds for</b>	<b>FY2022 Annual ESG Funds for</b>
	<b>Non-COVID</b>	<b>Non-COVID</b>
<b>Total Expenditures</b>	<b>0.00</b>	<b>0.00</b>
Match		
<b>Total ESG expenditures plus match</b>	<b>0.00</b>	<b>0.00</b>

**Total expenditures plus match for all years**

**Step 7: Sources of Match**

	FY2024	FY2023	FY2022	FY2021	FY2020	FY2019	FY2018	FY2017	FY2016	FY2015
Total regular ESG plus COVID expenditures brought forward	\$0.00	\$0.00	\$0.00	\$0.00	\$0.00	\$0.00	\$0.00	\$0.00	\$0.00	\$0.00
Total ESG used for COVID brought forward	\$0.00	\$0.00	\$0.00	\$0.00	\$0.00	\$0.00	\$0.00	\$0.00	\$0.00	\$0.00
Total ESG used for regular expenses which requires a match	\$0.00	\$0.00	\$0.00	\$0.00	\$0.00	\$0.00	\$0.00	\$0.00	\$0.00	\$0.00
Match numbers from financial form	\$0.00	\$0.00	\$0.00	\$0.00	\$0.00	\$0.00	\$0.00	\$0.00	\$0.00	\$0.00
Match Percentage	0%	0%	0%	0%	0%	0%	0%	0%	0%	0%

**Match Source      FY2024 FY2023 FY2022 FY2021 FY2020 FY2019 FY2018 FY2017 FY2016 FY2015**

Other Non-ESG HUD Funds

Other Federal Funds

State Government

Local Government

Private Funds

Other

Fees

Program Income

**Total Cash Match**     

Non Cash Match

**Total Match**     

**Step 8: Program Income**

Program income is the income received by the recipient or subrecipient directly generated by a grant supported activity. Program income is defined in 2 CFR §200.307. More information is also available in the ESG CAPER Guidebook in the resources tab above.

Did the recipient earn program income from any ESG project during the program year?

|



<b>Grantee</b>	<b>Grant ID</b>	<b>Sponsor(s)</b>	<b>File ID</b>
FORT WORTH	FTX98422	S6921526_City of Fort Worth Neighborhood Services Department S6921527_AIDS Outreach Center, Inc. S6921528_Tarrant County Samaritan Housing, Inc.	24240_0848283

**GRANTEE SUMMARY**

**Complete the chart below to provide more detailed information about the agencies and organizations responsible for the administration and implementation of the HOPWA program.**

Question	Responses
<b><i>For Competitive Grantees Only</i></b>	
For Competitive Grantees only, what is the grant number?	
For Competitive Grantees only, which year (1, 2, or 3) of the grant does this report cover?	
Is the Competitive Grantee a nonprofit organization? <b>Yes or No.</b>	
Is the Competitive Grantee a grassroots organization? <b>Yes or No.</b>	
For Competitive Grantees only, how much was expended on an "Other Housing Activity" (as approved in the grant agreement)?	
<b><i>For All HOPWA Grantees</i></b>	
What is the name of the Grantee organization?	City of Fort Worth
What is the Grantee's Unique Entity Identifier (UEI)?	ENS6MKS1ZL18
What is the Employer ID Number (EIN) or Tax ID Number (TIN) of the Grantee?	75-6000528
For formula grantees only, are there any changes to your program year? <b>Yes or No.</b>	No
<b><i>Note: HUD must be notified of consolidated program year changes at least two months before the date the program year would have ended if it had not been lengthened, or at least two months before the end of a proposed shortened program year.</i></b>	
If yes above, what is the <b>revised</b> program start date?	
If yes above, what is the <b>revised</b> program end date?	
What is the street address of the Grantee's office?	100 Fort Worth Trail
In what city is the Grantee's business address?	Fort Worth
In what county is the Grantee's business address?	Tarrant
In what state is the Grantee's office located?	Texas
What is the zip code for the Grantee's business address?	76102
What is the parent company of the Grantee (if applicable)?	
What department at the Grantee organization administers the grant?	Neighborhood Services

**GRANTEE SUMMARY**

**Complete the chart below to provide more detailed information about the agencies and organizations responsible for the administration and implementation of the HOPWA program.**

Question	Responses
What is the Grantee organization's website address?	<a href="http://www.fortworthtexas.gov">http://www.fortworthtexas.gov</a>
What is the Facebook name or page of the Grantee?	<a href="https://www.facebook.com/FortWorthNeighborhoods">https://www.facebook.com/FortWorthNeighborhoods</a>
What is the Twitter handle of the Grantee?	<a href="http://twitter.com/fortworthnsd">http://twitter.com/fortworthnsd</a>
What are the cities of the primary service area of the Grantee?	Fort Worth, Euless, North Richland Hills, Bedford, Hurst, Grapevine, Arlington, Grand Prairie, Cleburne, Weatherford, Burleson, Haltom City, Willow Park, Lake Worth, Watauga, Forest Hill, Mansfield, Decatur, North Richland Hills, Richland Hills, Keller, Saginaw, Azle
What are the counties of the primary service area of the Grantee?	Tarrant, Parker, Johnson, Wise
What is the congressional district of the Grantee's business address?	12
What is the congressional district of the Grantee's primary service area?	12
Is there a waiting list(s) for HOPWA Housing Subsidy Assistance Services in the Grantee service area? <b>Yes or No.</b>	Yes
Is the Grantee's System for Award Management (SAM) status currently active for this report? <b>Yes or No.</b>	Yes
What is the Grantee's SAM registration number for this report?	4GLM6
Does the Grantee provide HOPWA-funded services directly to clients? <b>Yes or No.</b>	Yes
Does the Grantee take the allowable 3% Grantee Administration allowance? <b>Yes or No.</b>	Yes
How much was expended on Grantee Administration?	30,576.16

<b>Contact Information for your Organization</b>	
<b>Question</b>	<b>Responses</b>
<b>Contact Information for Authorizing Official</b>	
What is the Authorizing Official contact name?	Jesica McEachern
What is the Authorizing Official contact title?	Assistant City Manager
In what department does the Authorizing Official contact work?	City Manager Office
What is the Authorizing Official contact email?	Jesica.McEachern@fortworthtexas.gov
What is the Authorizing Official contact phone number (including extension)?	817-392-5804
What is the Authorizing Official contact fax number?	
<b>Contact Information for Reporting (APR/CAPER) Contact</b>	
What is the Reporting contact name?	Sharon Burkley
What is the Reporting contact title?	Community Development Manager
In what department does the Reporting contact work?	Neighborhood Services
What is the Reporting contact email?	Sharon.Burkley@fortworthtexas.gov
What is the Reporting contact phone number (including extension)?	817-392-5785
What is the Reporting contact fax number?	817-392-7328
<b>Contact Information for HMIS User</b>	
What is the HMIS User contact name?	Tamara Jones
What is the HMIS User contact title?	Neighborhood Program Coordinator
In what department does the HMIS User contact work?	Neighborhood Services
What is the HMIS User contact email?	Tamara.Jones@fortworthtexas.gov
What is the HMIS User contact phone number (including extension)?	817-392-5958
What is the HMIS User contact fax number?	817-392-7328
<b>Contact Information for IDIS User</b>	
What is the IDIS User contact name?	Sharon Burkley
What is the IDIS User contact title?	Community Development Manager
In what department does the IDIS User contact work?	Neighborhood Services
What is the IDIS User contact email?	Sharon.Burkley@fortworthtexas.gov
What is the IDIS User contact phone number (including extension)?	817-392-5785
What is the IDIS User contact fax number?	817-392-7328
<b>Contact Information for Primary Program Contact</b>	
What is the Primary Program contact name?	Kacey Bess
What is the Primary Program contact title?	Neighborhood Services Director
In what department does the Primary Program contact work?	Neighborhood Services
What is the Primary Program contact email?	Kacey.Bess@fortworthtexas.gov
What is the Primary Program contact phone number (including extension)?	817-392-8187
What is the Primary Program contact fax number?	817-392-7328
<b>Contact Information for Secondary Program Contact</b>	
What is the Secondary Program contact name?	Sharon Burkley

<b>Contact Information for your Organization</b>	
<b>Question</b>	<b>Responses</b>
What is the Secondary Program contact title?	Community Development Manager
In what department does the Secondary Program contact work?	Neighborhood Services
What is the Secondary Program contact email?	Sharon.Burkley@fortworthtexas.gov
What is the contact Secondary Program phone number (including extension)?	817-392-5785
What is the Secondary Program contact fax number?	817-392-7328
<b>Contact Information for Individuals Seeking Services</b>	
What is the Services contact name?	Tamara Jones
What is the Services contact title?	Neighborhood Program Coordinator
In what department does the Services contact work?	Neighborhood Services
What is the Services contact email?	Tamara.Jones@fortworthtexas.gov
What is the Services contact phone number (including extension)?	817-392-5958
What is the Services contact fax number?	817-392-7328

<b>Narrative Questions</b>	<b>Response - Maximum 4,000 characters for each question.</b>
<p>Provide a maximum of 4,000 characters narrative summarizing major achievements and highlights that were proposed and completed during the program year. Include a brief description of the grant organization, area of service, the name(s) of the program contact(s), and an overview of the range/type of housing activities provided. This overview may be used for public information, including posting on HUD's website.</p>	<p>The City of Fort Worth (CFW) is one of the fastest growing cities in the nation. CFW has received HUD funds since the inception of the programs, including HOPWA. The area of service for our HOPWA program includes the following counties: Tarrant, Parker, Johnson, and Wise. For questions related to grants, please contact Sharon Burkley at (817) 392-5785 and/or Tamara Jones at (817) 392-5958. For questions related to how the program is operated with the services provided, please contact Tamara Jones at (817) 392-5958. The CFW HOPWA program provides the following activities: Administration which provides updates to subrecipients on new regulations that have changed, provide reimbursement of goods/services to applicable eligible cost. Tenant Based Rental Assistance helps eligible households with rental subsidy, maintain and sustain permanent housing, and work towards goals they would like to accomplish to become self-sufficient. With our Supportive Services program, we offer case management (basic and intensive), provided hygiene products to keep households clean and sanitary, and public transportation by purchasing bus passes from our local Metro system. The Permanent Housing Placement (PHP) is an eligible supportive service activity to help establish permanent residence when continued occupancy is expected. Expenses funded through this program include all costs associated with placement in housing, including application fees and credit check expenses, first month's rent, security deposit, and one-time utility connection fees and processing costs.</p>
<p>Assess your program's success in enabling HOPWA beneficiaries to establish and/or better maintain a stable living environment in housing that is safe, decent, and sanitary, and improve access to care. Compare current year results to baseline results for clients. Describe how program activities/projects contributed to meeting stated goals. If program did not achieve expected targets, please describe how your program plans to address challenges in program implementation and the steps currently being taken to achieve goals in next operating year. If your program exceeded program targets, please describe strategies the program utilized and how those contributed to program successes.</p>	<p>Most clients remained in place while the few that did move, moved to more adequate and safe housing. Case Managers worked with the clients in assisting with searching for places in their desired area of living and talked with new landlords to educate them on our program without identifying the nature of the program and walked them through the vendor registration process. Moving forward, we would still like to obtain new landlords across the applicable EMSA so that our clients have choices for a stronger and better community living.</p>

Narrative Questions	Response - Maximum 4,000 characters for each question.
<p>Describe significant accomplishments or challenges in achieving the number of housing units supported and the number households assisted with HOPWA funds during this operating year compared to plans for this assistance, as approved in the Consolidated Plan/Action Plan. Describe how HOPWA funds were distributed during your operating year among different categories of housing and geographic areas to address needs throughout the grant service area, consistent with approved plans.</p>	<p>In terms of the number of households assisted with HOPWA we achieved our goal. The goal was 50 households and we exceeded this goal by housing 59 households during the program year. The HOPWA funds were primarily distributed throughout Tarrant County. We are working on outreaching to the other counties to possibly assist individuals/families in those areas of service delivery.</p>
<p>Report on program coordination with other mainstream housing and supportive services resources, including the use of committed leveraging from other public and private sources that helped to address needs for eligible persons identified in the Consolidated Plan/Strategic Plan.</p>	<p>Anytime we receive notifications that Fort Worth Housing Solutions (FWHS), the Public Housing Authority of the City of Fort Worth or Tarrant County Housing Authority (TCHA) office opens their waitlists for mainstream or Project-Based Vouchers (PBVs), we notify our clients so that they have the ability to make the best course of action for themselves. As far as leveraging other sources to address the needs for eligible persons, we utilized our Community Action Partners greatly to assist with utilities and entry to housing such as deposits, high risk fees, etc.</p>
<p>Describe any program technical assistance needs and how they would benefit program beneficiaries.</p>	<p>City of Fort Worth needs technical assistance regarding any regulation changes such as HOTMA and NSPIRE to ensure that we are abiding and meeting all of the criteria for these regulations.</p>
<p>Describe any barriers (including regulatory and non-regulatory) encountered in the administration or implementation of the HOPWA program, how they affected your program's ability to achieve the objectives and outcomes discussed, and, actions taken in response to barriers, and recommendations for program improvement. Provide an explanation for each barrier selected. Describe any trends in the community that may affect the way in which the needs of persons living with HIV/AIDS are being addressed, and provide any other information important to the future provision of services to this population. Identify any evaluations, studies, or other assessments of the HOPWA program that are available to the public.</p>	<p>One of the biggest barriers that CFW has had during this program year is not being able to assist clients with their portion because they got behind for whatever reasons to prevent them from getting an eviction and going into homelessness. While there are resources out there to assist, it is difficult to get assistance or they may not qualify for the assistance for various reasons. Another big barrier is our internal processes that are currently being reviewed to determine how to best move forward to ensure the success of our program and keeping our landlords happy with receiving our payments on time. Another barrier is not having additional funds so that we can increase our capacity building and increase the number of clients to be served. There are a lot of people that need help and that are very sick, but at this time we are unable to assist because we have limited capacity and funding to ensure stable housing.</p>















<b>Grant ID</b>	<b>Grantee</b>	<b>Sponsor ID</b>	<b>Sponsor</b>	<b>File ID</b>
FTX98422	FORT WORTH	S6921526	S6921526_City of Fort Worth Neighborhood Services Department	24240_084820

**Optional Data Quality Notes**

Use the space below to add notes about the data provided in the workbook that you would like communicated to your HOPWA grantee or HUD's Office of HIV/AIDS Housing staff. Use the ALT+enter keys to create a return in this section.

**GENERAL PROVIDER DATA COMMENTS:**

**HOPWA PROVIDER TAB DATA COMMENTS:**

**Optional Data Quality Notes**

Use the space below to add notes about the data provided in the workbook that you would like communicated to your HOPWA grantee or HUD's Office of HIV/AIDS Housing staff. Use the ALT+enter keys to create a return in this section.

**CONTACT TAB DATA COMMENTS:**

**DEMOGRAPHICS & PRIOR LIVING TAB (DEM & Prior Living) DATA COMMENTS:**

**LEVERAGING AND PROGRAM INCOME TAB DATA COMMENTS:**

City of Fort Worth had no "Other Program Income" to report in Row 30.



**Optional Data Quality Notes**

Use the space below to add notes about the data provided in the workbook that you would like communicated to your HOPWA grantee or HUD's Office of HIV/AIDS Housing staff. Use the ALT+enter keys to create a return in this section.

**TENANT-BASED RENTAL ASSISTANCE TAB (TBRA) DATA COMMENTS:**

Longevity data is skewed due to no current questions in our application to gather this information.

**PERMANENT FACILITY-BASED HOUSING TAB (P-FBH) ASSISTANCE DATA COMMENTS:**

**Optional Data Quality Notes**

Use the space below to add notes about the data provided in the workbook that you would like communicated to your HOPWA grantee or HUD's Office of HIV/AIDS Housing staff. Use the ALT+enter keys to create a return in this section.

**SHORT-TERM/TRANSITIONAL FACILITY-BASED HOUSING TAB (ST-TFBH) ASSISTANCE DATA COMMENTS:**

**SHORT-TERM RENT, MORTGAGE, AND UTILITY TAB (STRMU) ASSISTANCE DATA COMMENTS:**

**PERMANENT HOUSING PLACEMENT TAB (PHP) DATA COMMENTS:**

**HOUSING INFORMATION TAB DATA COMMENTS:**

**Optional Data Quality Notes**

Use the space below to add notes about the data provided in the workbook that you would like communicated to your HOPWA grantee or HUD's Office of HIV/AIDS Housing staff. Use the ALT+enter keys to create a return in this section.

**OTHER COMPETITIVE ACTIVITY TAB DATA COMMENTS:**

**ACCESS TO CARE TAB (ATC & Totals) DATA COMMENTS:**

**CAPITAL DEVELOPMENT TAB (CAP DEV) DATA COMMENTS:**

**VIOLENCE AGAINST WOMENT ACT TAB (VAWA) DATA COMMENTS:**

**Please complete for organizations designated to serve as project sponsor, i.e., organizations involved in the direct delivery of services for client households, as defined by 24 CFR 574.3.**

<b>Project Sponsor Questions</b>	<b>Responses</b>
What is the organization's name?	City of Fort Worth
What is the organization's Unique Entity Identifier (UEI)?	ENS6MKS1ZL18
What is the organization's Employer ID Number (EIN) or Tax ID Number (TIN)?	75-6000528
What is the HOPWA contract amount for this organization?	846,324.00
What is the organization's business street address?	100 Fort Worth Trail
In what city is the organization's business address?	Fort Worth
In what county is the organization's business address?	Tarrant
In what state is the organization's business address?	Texas
What is the organization's business address zip code?	76102
What is the organization's parent company, if applicable?	
What department administers the organization's grant?	Neighborhood Services
What is the organization's phone number (including extension)?	
What is the organization's fax number?	
What is the organization's website?	
What is the organization's Facebook page?	
What is the organization's Twitter handle?	
Is this a faith-based organization? <b>Yes or No.</b>	
Is this a nonprofit organization? <b>Yes or No.</b>	
Is this a grassroots organization? <b>Yes or No.</b>	
What are the cities of the organization's primary service area?	
What are the counties of the organization's primary service area?	
In what congressional district is the organization located?	
In what congressional district is the primary service area?	

**Please complete for organizations designated to serve as project sponsor, i.e., organizations involved in the direct delivery of services for client households, as defined by 24 CFR 574.3.**

Project Sponsor Questions	Responses
Is there a waiting list for HOPWA housing subsidy assistance services in the organization's service area? <b>Yes or No.</b>	
<b>Provider Non-Direct Service Expenditures</b>	
What were the total HOPWA funds expended for Administration costs?	
How much was expended on Technical Assistance?	
How much was expended on Resource Identification?	

**Contact Information for your Organization**

Only organizations designated as project sponsors (see definition of "Project Sponsor Organization" in Performance Report Cover tab) should complete this tab.

Question	Responses
<b>Contact Information for Primary Program Contact</b>	
What is the Primary Program contact name?	
What is the Primary Program contact title?	
In what department does the Primary Program contact work?	
What is the Primary Program contact email?	
What is the Primary Program contact phone number (including extension)?	
What is the Primary Program contact fax number?	
<b>Contact Information for Secondary Program Contact</b>	
What is the Secondary Program contact name?	
What is the Secondary Program contact title?	
In what department does the Secondary Program contact work?	
What is the Secondary Program contact email?	
What is the Secondary Program contact phone number (including extension)?	
What is the Secondary Program contact fax number?	
<b>Contact Information for Individuals Seeking Services</b>	
What is the Services contact name?	
What is the Services contact title?	
In what department does the Services contact work?	
What is the Services contact email?	
What is the Services contact phone number (including extension)?	
What is the Services contact fax number?	

**Complete the age, gender, race, and ethnicity information fo all individuals served with all types of HOPWA assistance.**

*See totals in rows 27 and 28.*

A. For each racial category, how many HOPWA-eligible Individuals identified as such?	Male				Female				Gender Nonbinary			
	Younger Than 18	18-30	31-50	51 or Older	Younger Than 18	18-30	31-50	51 or Older	Younger Than 18	18-30	31-50	51 or Older
Asian	0	0	0	1	0	0	0	0	0	0	0	0
Asian & White	0	0	0	0	0	0	0	0	0	0	0	0
Black/African American	0	1	5	9	0	3	12	13	0	1	0	0
Black/African American & White	0	0	0	0	0	0	0	0	0	0	0	0
American Indian/Alaskan Native	0	0	0	0	0	0	0	0	0	0	0	0
American Indian/Alaskan Native & Black/African American	0	0	0	0	0	0	0	0	0	0	0	0
American Indian/Alaskan Native & White	0	0	0	0	0	0	0	0	0	0	0	0
Native Hawaiian/Other Pacific Islander	0	0	0	0	0	0	0	0	0	0	0	0
Other Multi-Racial	0	0	0	0	0	0	1	0	0	0	0	0
White	0	0	1	5	0	0	1	3	0	0	0	0
B. For each racial category, how many other household members (beneficiaries) identified as such?	Male				Female				Gender Nonbinary			
	Younger Than 18	18-30	31-50	51 or Older	Younger Than 18	18-30	31-50	51 or Older	Younger Than 18	18-30	31-50	51 or Older
b. Asian	0	0	0	0	0	0	0	0	0	0	0	0
b. Asian & White	0	0	0	0	0	0	0	0	0	0	0	0
b. Black/African American	7	13	4	3	15	7	3	1	0	0	0	0
b. Black/African American & White	0	0	0	0	0	0	0	0	0	0	0	0
b. American Indian/Alaskan Native	0	0	0	0	0	0	0	0	0	0	0	0
b. American Indian/Alaskan Native & Black/African American	0	0	0	0	0	0	0	0	0	0	0	0
b. American Indian/Alaskan Native & White	0	0	0	0	0	0	0	0	0	0	0	0
b. Native Hawaiian/Other Pacific Islander	0	0	0	0	0	0	0	0	0	0	0	0
b. Other Multi-Racial	3	0	0	0	1	0	0	0	0	0	0	0
b. White	2	0	1	1	3	1	1	0	0	0	0	0





**Report the source(s) of cash or in-kind leveraged federal, state, local or private resources identified in either the Consolidated or Annual Plan (for formula grantees) or the grant proposal/application (for competitive grantees) and used in the delivery of the HOPWA program and the amount of leveraged dollars.**

<b>What is the amount and type of leveraged funding that was provided by any of these sources?</b>	<b>Funding for this Report</b>	<b>Was this a Housing Subsidy Assistance? Yes or No.</b>
ESG	0	
HOME	0	
Ryan White	0	
Continuum of Care (CoC)	0	
Low-Income Housing Tax Credit	0	
Housing Choice Voucher Program	0	Yes
Private grants	0	
In-kind resources	0	
Grantee cash	0	
<b>Other types of private or public funding:</b>		
Other FUNDING_1	10,621.96	No
Other FUNDING_2	7,408.34	No
Other FUNDING_3	0	
Other FUNDING_4	0	
Other FUNDING_5	0	
Other FUNDING_6	0	
Other FUNDING_7	0	
Other FUNDING_8	0	
Other FUNDING_9	0	
Other FUNDING_10	0	
Other FUNDING_11	0	
Other FUNDING_12	0	
Other FUNDING_13	0	
Other FUNDING_14	0	
Other FUNDING_15	0	
<b>Program Income</b>	<b>0</b>	
What was the amount of program income collected from resident rent payments in the program year?	0	

**Report the source(s) of cash or in-kind leveraged federal, state, local or private resources identified in either the Consolidated or Annual Plan (for formula grantees) or the grant proposal/application (for competitive grantees) and used in the delivery of the HOPWA program and the amount of leveraged dollars.**

What is the amount <b>and type</b> of leveraged funding that was provided by any of these sources?	Funding for this Report	Was this a Housing Subsidy Assistance? Yes or No.
What was the amount of program income collected from other sources (non-resident payments) in the program year?	0	
<b><i>Uses of Program Income</i></b>	<b>0</b>	
What was the amount of total program income that was spent on housing assistance in the program year?	0	
What was the amount of total program income that was spent on supportive services or other non-housing costs in the program year?	0	
<b><i>Rent Payments Made by HOPWA Housing Subsidy Assistance Recipients Directly to Private Landlords</i></b>		
What was the amount of resident rent payment that residents paid directly to private landlords?	121,807.20	

**Complete this section for all Households served with HOPWA Tenant-Based Rental Assistance (TBRA) by your organization in the reporting year.**

<b>Question</b>	<b>This Report</b>
<b><i>TBRA Households Served and Expenditures</i></b>	
How many households were served with HOPWA TBRA assistance?	59
What were the total HOPWA funds expended for TBRA rental assistance?	604,345.72
<b><i>Other (Non-TBRA) Rental Assistance Households Served and Expenditures (Other Non-TBRA Rental Assistance activities must be approved in the grant agreement).</i></b>	
How many total households were served with Other (non-TBRA) Rental Assistance?	0
What were the total HOPWA funds expended for Other (non-TBRA) Rental Assistance, as approved in the grant agreement?	0
Describe the Other (non-TBRA) Rental Assistance provided. (150 characters).	
<b><i>TBRA Household Total (TBRA + Other)</i></b>	<b>59</b>
<b><i>Income Levels for Households Served by this Activity</i></b>	<b>59</b>
What is the number of households with income below 30% of Area Median Income?	36
What is the number of households with income between 31% and 50% of Area Median Income?	13
What is the number of households with income between 51% and 80% of Area Median Income?	10
<b><i>Sources of Income for Households Served by this Activity</i></b>	
How many households accessed or maintained access to the following sources of income in the past year?	<b>64</b>
Earned Income from Employment	21
Retirement	0
SSI	23
SSDI	12
Other Welfare Assistance (Supplemental Nutrition Assistance Program, WIC, TANF, etc.)	0
Private Disability Insurance	0
Veteran's Disability Payment (service or non-service connected payment)	1
Regular contributions or gifts from organizations or persons not residing in the residence	1
Worker's Compensation	0
General Assistance (GA), or local program	0

**Complete this section for all Households served with HOPWA Tenant-Based Rental Assistance (TBRA) by your organization in the reporting year.**

<b>Question</b>	<b>This Report</b>
Unemployment Insurance	1
Other Sources of Income	0
How many households maintained <b>no</b> sources of income?	5
<b><i>Medical Insurance/Assistance for Households Served by this Activity</i></b>	
How many households accessed or maintained access to the following sources of medical insurance in the past year?	
MEDICAID Health Program or local program equivalent	10
MEDICARE Health Insurance or local program equivalent	23
Veterans Affairs Medical Services	0
AIDS Drug Assistance Program	1
State Children's Health Insurance Program (SCHIP) or	1
Ryan White-funded Medical or Dental Assistance	59
<b><i>Health Outcomes for HOPWA-Eligible Individuals Served by this Activity</i></b>	
How many HOPWA-eligible individuals served with TBRA this year have <i>ever</i> been prescribed Anti-Retroviral Therapy?	59
How many HOPWA-eligible persons served with TBRA have shown an improved viral load or achieved viral suppression?	56
<b><i>Longevity for Households Served by this Activity</i></b>	
	<b>59</b>
How many households have been served with TBRA for less than one year?	3
How many households have been served with TBRA for more than one year, but less than five years?	8
How many households have been served with TBRA for more than five years, but less than 10 years?	48
How many households have been served with TBRA for more than 10 years, but less than 15 years?	0
How many households have been served with TBRA for more than 15 years?	0
<b><i>Housing Outcomes for Households Served by this Activity</i></b>	
	<b>59</b>
How many households continued receiving HOPWA TBRA assistance into the next year?	53

**Complete this section for all Households served with HOPWA Tenant-Based Rental Assistance (TBRA) by your organization in the reporting year.**

Question	This Report
How many households exited to other HOPWA housing programs?	0
How many households exited to other housing subsidy programs?	1
How many households exited to an emergency shelter?	0
How many households exited to private housing?	1
How many households exited to transitional housing (time limited - up to 24 months)?	0
How many households exited to an institutional arrangement expected to last less than six months?	0
How many households exited to institutional arrangement expected to last more than six months?	1
How many households exited to a jail/prison term expected to last less than six months?	1
How many households exited to a jail/prison term expected to last more than six months?	0
How many households exited to a situation that isn't transitional, but is not expected to last more than 90 days and their housing situation after those 90 days is uncertain?	0
How many households exited to a place not meant for human habitation?	0
How many households were disconnected from care?	1
How many of the HOPWA eligible individuals died?	1

Complete this section for all Households served with HOPWA Permanent Facility-Based Housing assistance by your organization in the reporting year. NOTE: Scattered-Site Facilities may be reported as one Facility.

**General Data Check: If you report expenditures you must report corresponding households. If you report households, you must report expenditures.**

There are sixty col

Question	Facility 1	Facility 2	Facility 3	Facility 4	Facility 5	Facility 6
<b>Facility Information</b>						
What is the <b>name</b> of the housing facility?						
Is the facility a medically assisted living facility? <b>Yes or No.</b>						
Was the housing facility placed into service during this program year? <b>Yes or No.</b>						
For housing facilities placed into service <i>during this program year</i> , how many units were placed into service? [Do not complete if facility placed in service in prior years.]	0	0	0	0	0	0
<b>Leasing -- Households and Expenditures Served by this Activity</b> <i>Expenditures total should include overhead (staff costs, fringe, etc.).</i>						
How many households received Permanent Facility-Based Housing Leasing support for each facility?	0	0	0	0	0	0
What were the HOPWA funds expended for Permanent Facility-Based Housing Leasing Costs for each facility?	0	0	0	0	0	0
<b>Operating -- Households and Expenditures Served by this Activity</b> <i>Expenditures total should include overhead (staff costs, fringe, etc.).</i>						
How many households received Permanent Facility-Based Housing Operating support for each facility?	0	0	0	0	0	0
What were the HOPWA funds expended for Permanent Facility-Based Housing Operating Costs for each facility?	0	0	0	0	0	0
<b>Other Housing Support -- Households and Expenditures Served by this Activity</b> <i>Expenditures total should include overhead (staff costs, fringe, etc.).</i>						
How many households received Other types of Permanent Facility-Based Housing support for each facility?	0	0	0	0	0	0
What were the HOPWA funds expended for Other types of Permanent Facility-Based Housing for each facility?	0	0	0	0	0	0
For households served with Other Permanent Facility-Based Housing, what type of service were they provided? (150 characters)						
<b>PFBH Deduplication</b>						
How many households received more than one type of PFBH <b>for each facility?</b> (Leasing, Operating, Other)	0	0	0	0	0	0

<b>Total Deduplicated Household Count</b>	<b>0</b>	<b>0</b>	<b>0</b>	<b>0</b>	<b>0</b>	<b>0</b>
<b>Income Levels for Households Served by this Activity</b>	<b>0</b>	<b>0</b>	<b>0</b>	<b>0</b>	<b>0</b>	<b>0</b>
<i>Data Check: Sum of 23-25 as shown in Row 21 must be = to Row 20</i>						
What is the number of households with income below 30% of Area Median Income?	0	0	0	0	0	0
What is the number of households with income between 31% and 50% of Area Median Income?	0	0	0	0	0	0
What is the number of households with income between 51% and 80% of Area Median Income?	0	0	0	0	0	0
<b>Sources of Income for Households Served by this Activity</b>						
<i>Data Check: Sum of 28-40 as shown in Row 27 must be = or &gt; than Row 20</i>						
How many households accessed or maintained access to the following sources of income in the past year?	<b>0</b>	<b>0</b>	<b>0</b>	<b>0</b>	<b>0</b>	<b>0</b>
Earned Income from Employment	0	0	0	0	0	0
Retirement	0	0	0	0	0	0
SSI	0	0	0	0	0	0
SSDI	0	0	0	0	0	0
Other Welfare Assistance (Supplemental Nutrition Assistance Program, WIC, TANF, etc.)	0	0	0	0	0	0
Private Disability Insurance	0	0	0	0	0	0
Veteran's Disability Payment (service or non-service connected payment)	0	0	0	0	0	0
Regular contributions or gifts from organizations or persons not residing in the residence	0	0	0	0	0	0
Worker's Compensation	0	0	0	0	0	0
General Assistance (GA), or local program	0	0	0	0	0	0
Unemployment Insurance	0	0	0	0	0	0
Other Sources of Income	0	0	0	0	0	0
How many households maintained <b>no</b> sources of income?	0	0	0	0	0	0
<b>Medical Insurance/Assistance for Households Served by this Activity</b>						
<i>Data Check: If 43-48 are all "0", provide explanation in P-FBH section of Data Quality Notes Tab.</i>						
How many households accessed or maintained access to the following sources of medical insurance in the past year?						
MEDICAID Health Program or local program equivalent	0	0	0	0	0	0
MEDICARE Health Insurance or local program equivalent	0	0	0	0	0	0
Veterans Affairs Medical Services	0	0	0	0	0	0
AIDS Drug Assistance Program	0	0	0	0	0	0
State Children's Health Insurance Program (SCHIP) or local program equivalent	0	0	0	0	0	0

Ryan White-funded Medical or Dental Assistance	0	0	0	0	0	0
<b>Longevity for Households Served by this Activity</b>	<b>0</b>	<b>0</b>	<b>0</b>	<b>0</b>	<b>0</b>	<b>0</b>
<i>Data Check: Sum of 51-45 as shown in Row 49 must be = to Row 20</i>						
How many households have been served by permanent facility-based housing for less than one year?	0	0	0	0	0	0
How many households have been served by permanent facility-based housing for more than one year, but less than 5 years?	0	0	0	0	0	0
How many households have been served by permanent facility-based housing for more than 5 years, but less than 10 years?	0	0	0	0	0	0
How many households have been served by permanent facility-based housing for more than 10 years, but less than 15 years?	0	0	0	0	0	0
How many households have been served by permanent facility-based housing for more than 15 years?	0	0	0	0	0	0
<b>Health Outcomes for HOPWA-Eligible Individuals Served by this Activity</b>						
<i>Data Check: If 57 and/or 58 are "0", provide explanation in "P-FBH" section of Data Quality Notes Tab.</i>						
How many HOPWA-eligible individuals served with PFBH this year have ever been prescribed Anti-Retroviral Therapy, by facility?	0	0	0	0	0	0
How many HOPWA-eligible persons served with PFBH have shown an improved viral load or achieved viral suppression, by facility?	0	0	0	0	0	0
<b>Housing Outcomes for Households Served by this Activity</b>	<b>0</b>	<b>0</b>	<b>0</b>	<b>0</b>	<b>0</b>	<b>0</b>
<i>Data Check: Sum of 61-74 as shown in Row 59 must be = to Row 20.</i>						
How many households continued receiving this type of HOPWA assistance into the next year?	0	0	0	0	0	0
How many households exited to other HOPWA housing programs?	0	0	0	0	0	0
How many households exited to other housing subsidy programs?	0	0	0	0	0	0
How many households exited to an emergency shelter?	0	0	0	0	0	0
How many households exited to private housing?	0	0	0	0	0	0
How many households exited to transitional housing (time limited - up to 24 months)?	0	0	0	0	0	0
How many households exited to institutional arrangement expected to last less than six months?	0	0	0	0	0	0
How many households exited to institutional arrangement expected to last more than six months?	0	0	0	0	0	0



How many households exited to a jail/prison term expected to last less than six months?	0	0	0	0	0	0
How many households exited to a jail/prison term expected to last more than six months?	0	0	0	0	0	0
How many households exited to a situation that isn't transitional, but is not expected to last more than 90 days and their housing situation after those 90 days is uncertain?	0	0	0	0	0	0
How many households exited to a place not meant for human habitation?	0	0	0	0	0	0
How many households were disconnected from care?	0	0	0	0	0	0
How many of the HOPWA eligible individuals died?	0	0	0	0	0	0























































Complete this section for Facilities, Households served with HOPWA Short-Term or Transitional Facility-Based Housing assistance by your organization in the reporting year. **Note:**

**Scattered-Site Facilities may be reported as one Facility.**

*Examples include Short-Term and Transitional Housing Types, Facility Based Housing with a tenure of fewer than 24 months, short-term treatment or health facilities, hotel-motel vouchers.*

**General Data Check: If you report expenditures you must report corresponding households. If you report households, you must report expenditures.**

*There are sixty columns*

Question	Facility 1	Facility 2	Facility 3	Facility 4	Facility 5	Facility 6
<b>Facility Information</b>						
What is the <b>name</b> of the housing facility?						
Is the facility a medically assisted living facility? <b>Yes or No.</b>						
Was the housing facility placed into service during this program year? <b>Yes or No.</b>						
For housing facilities placed into service <i>during this program year</i> , how many units were placed into service? <b>[Do not complete if facility placed in service in prior years.]</b>	0	0	0	0	0	0
<b>Leasing -- Households and Expenditures Served by this Activity</b> <i>Expenditures total should include overhead (staff costs, fringe, etc.).</i>						
How many households received Transitional/Short-Term Facility-Based Housing Leasing support for each facility?	0	0	0	0	0	0
What were the HOPWA funds expended for Transitional/Short-Term Facility-Based Housing Leasing Costs for each facility?	0	0	0	0	0	0
<b>Operating -- Households and Expenditures Served by this Activity</b> <i>Expenditures total should include overhead (staff costs, fringe, etc.).</i>						
How many households received Transitional/Short-Term Facility-Based Housing Operating support for each facility?	0	0	0	0	0	0
What were the HOPWA funds expended for Transitional/Short-Term Facility-Based Housing Operating Costs for each facility?	0	0	0	0	0	0
<b>Hotel-Motel -- Households and Expenditures Served by this Activity</b> <i>Expenditures total should include overhead (staff costs, fringe, etc.).</i>						
How many households received Hotel-Motel cost support for each	0	0	0	0	0	0
What were the HOPWA funds expended for Hotel-Motel Costs for each facility?	0	0	0	0	0	0
<b>Other Housing Support -- Households and Expenditures Served by this Activity</b> <i>Expenditures total should include overhead (staff costs, fringe, etc.).</i>						
How many households received Other types of Transitional/Short-Term Facility-Based Housing support for each facility?	0	0	0	0	0	0
What were the HOPWA funds expended for Other types of Transitional/Short-Term Facility-Based Housing for each facility?	0	0	0	0	0	0

For households served with Other Transitional/Short-Term Facility-Based Housing, what type of service were they provided? (150 characters)						
<b>ST-TFBH Deduplication</b>						
How many households received more than one type of ST-TFBH <b>for each facility?</b> (Leasing, Operating, Hotel-Motel, Other)	0	0	0	0	0	0
<b>Total Deduplicated Household Count</b>	<b>0</b>	<b>0</b>	<b>0</b>	<b>0</b>	<b>0</b>	<b>0</b>
<b>Income Levels for Households Served by this Activity</b> <i>Data Check: Sum of 26-28 as shown in Row 24 must be = to Row 23</i>	<b>0</b>	<b>0</b>	<b>0</b>	<b>0</b>	<b>0</b>	<b>0</b>
What is the number of households with income below 30% of Area Median Income?	0	0	0	0	0	0
What is the number of households with income between 31% and 50% of Area Median Income?	0	0	0	0	0	0
What is the number of households with income between 51% and 80% of Area Median Income?	0	0	0	0	0	0
<b>Sources of Income for Households Served by this Activity</b> <i>Data Check: Sum of 31-43 as shown in Row 30 must be = to or &gt; than Row 23</i>						
How many households accessed or maintained access to the following sources of income in the past year?	<b>0</b>	<b>0</b>	<b>0</b>	<b>0</b>	<b>0</b>	<b>0</b>
Earned Income from Employment	0	0	0	0	0	0
Retirement	0	0	0	0	0	0
SSI	0	0	0	0	0	0
SSDI	0	0	0	0	0	0
Other Welfare Assistance (Supplemental Nutrition Assistance Program, WIC, TANF, etc.)	0	0	0	0	0	0
Private Disability Insurance	0	0	0	0	0	0
Veteran's Disability Payment (service or non-service connected)	0	0	0	0	0	0
Regular contributions or gifts from organizations or persons not residing in the residence	0	0	0	0	0	0
Worker's Compensation	0	0	0	0	0	0
General Assistance (GA), or local program	0	0	0	0	0	0
Unemployment Insurance	0	0	0	0	0	0
Other Sources of Income	0	0	0	0	0	0
How many households maintained <b>no</b> sources of income?	0	0	0	0	0	0
<b>Medical Insurance/Assistance for Households Served by this Activity</b> <i>Data Check: If 46-51 are all "0", provide explanation in ST-TFBH section of Data Quality Notes Tab.</i>						
How many households accessed or maintained access to the following sources of medical insurance in the past year?						
MEDICAID Health Program or local program equivalent	0	0	0	0	0	0
MEDICARE Health Insurance or local program equivalent	0	0	0	0	0	0
Veterans Affairs Medical Services	0	0	0	0	0	0
AIDS Drug Assistance Program	0	0	0	0	0	0
State Children's Health Insurance Program (SCHIP) or local program equivalent	0	0	0	0	0	0
Ryan White-funded Medical or Dental Assistance	0	0	0	0	0	0
<b>Longevity for Households Served by this Activity</b>	<b>0</b>	<b>0</b>	<b>0</b>	<b>0</b>	<b>0</b>	<b>0</b>

<b>Data Check: Sum of 54-58 as shown in Row 52 must be = to Row 23</b>						
How many households have been served by short-term/transitional facility-based housing for less than one year?	0	0	0	0	0	0
How many households have been served by short-term/transitional facility-based housing for more than one year, but less than five years?	0	0	0	0	0	0
How many households have been served by short-term/transitional facility-based housing for more than five years, but less than 10 years?	0	0	0	0	0	0
How many households have been served by short-term/transitional facility-based housing for more than 10 years, but less than 15 years?	0	0	0	0	0	0
How many households have been served by short-term/transitional facility-based housing for more than 15 years?	0	0	0	0	0	0
<b>Housing Outcomes for Households Served by this Activity</b>	<b>0</b>	<b>0</b>	<b>0</b>	<b>0</b>	<b>0</b>	<b>0</b>
<b>Data Check: Sum of 61-74 as shown in Row 59 must be = to Row 23</b>						
How many households continued receiving this type of HOPWA assistance into the next year?	0	0	0	0	0	0
How many households exited to other HOPWA housing programs?	0	0	0	0	0	0
How many households exited to other housing subsidy programs?	0	0	0	0	0	0
How many households exited to an emergency shelter?	0	0	0	0	0	0
How many households exited to private housing?	0	0	0	0	0	0
How many households exited to transitional housing (time limited - up to 24 months)?	0	0	0	0	0	0
How many households exited to institutional arrangement expected to last less than six months?	0	0	0	0	0	0
How many households exited to institutional arrangement expected to last more than six months?	0	0	0	0	0	0
How many households exited to a jail/prison term expected to last less than six months?	0	0	0	0	0	0
How many households exited to a jail/prison term expected to last more than six months?	0	0	0	0	0	0
How many households exited to a situation that isn't transitional, but is not expected to last more than 90 days and their housing situation after those 90 days is uncertain?	0	0	0	0	0	0
How many households exited to a place not meant for human	0	0	0	0	0	0
How many households were disconnected from care?	0	0	0	0	0	0
How many of the HOPWA eligible individuals died?	0	0	0	0	0	0









































**Complete this section for all Households served with HOPWA Short-Term Rent, Mortgage, and Utilities Assistance (STRMU) by your organization in the reporting year.**

Question	This Report
<b>Households Served by this Activity - STRMU Breakdown</b>	
a. How many households were served with STRMU mortgage assistance <b>only</b> ?	0
b. How many households were served with STRMU rental assistance <b>only</b> ?	0
c. How many households were served with STRMU utilities assistance <b>only</b> ?	0
d. How many households received more than one type of STRMU assistance?	0
<b>STRMU Households Total</b>	<b>0</b>
<b>STRMU Expenditures</b>	
What were the HOPWA funds expended for the following budget line items?	
STRMU mortgage assistance	0
STRMU rental assistance	0
STRMU utility assistance	0
<b>Total STRMU Expenditures</b>	<b>0</b>
<b>Income Levels for Households Served by this Activity</b>	<b>0</b>
What is the number of households with income below 30% of Area Median Income?	0
What is the number of households with income between 31% and 50% of Area Median Income?	0
What is the number of households with income between 51% and 80% of Area Median Income?	0
<b>Sources of Income for Households Served by this Activity</b>	
How many households accessed or maintained access to the following sources of income in the past year?	<b>0</b>
Earned Income from Employment	0
Retirement	0
SSI	0
SSDI	0
Other Welfare Assistance (Supplemental Nutrition	0
Private Disability Insurance	0
Veteran's Disability Payment (service or non-service	0
Regular contributions or gifts from organizations or	0
Worker's Compensation	0
General Assistance (GA), or local program	0

**Complete this section for all Households served with HOPWA Short-Term Rent, Mortgage, and Utilities Assistance (STRMU) by your organization in the reporting year.**

<b>Question</b>	<b>This Report</b>
Unemployment Insurance	0
Other Sources of Income	0
How many households maintained <b>no</b> sources of income?	0
<b><i>Medical Insurance/Assistance for Households Served by this Activity</i></b>	
How many households accessed or maintained access to the following sources of medical insurance in the past year?	
MEDICAID Health Program or local program equivalent	0
MEDICARE Health Insurance or local program equivalent	0
Veterans Affairs Medical Services	0
AIDS Drug Assistance Program	0
State Children's Health Insurance Program (SCHIP) or local program equivalent	0
Ryan White-funded Medical or Dental Assistance	0
<b><i>Longevity for Households Served by this Activity</i></b>	<b>0</b>
How many households have been served by STRMU for the first time this year?	0
How many households also received STRMU assistance during the previous STRMU eligibility period?	0
How many households received STRMU assistance <b>more than twice</b> during the previous five eligibility periods?	0
How many households received STRMU assistance during the last five <b>consecutive</b> eligibility periods?	0
<b><i>Housing Outcomes for Households Served by this Activity</i></b>	<b>0</b>
How many households continued receiving this type of HOPWA assistance into the next year?	0
How many households exited to other HOPWA housing programs?	0
How many households exited to other housing subsidy programs?	0
How many households exited to an emergency shelter?	0



**Complete this section for all Households served with HOPWA Short-Term Rent, Mortgage, and Utilities Assistance (STRMU) by your organization in the reporting year.**

Question	This Report
How many households served with STRMU were able to maintain a private housing situation without subsidy?	0
How many households exited to transitional housing (time limited - up to 24 months)?	0
How many households exited to institutional arrangement expected to last less than six months?	0
How many households exited to institutional arrangement expected to last more than six months?	0
How many households exited to a jail/prison term expected to last less than six months?	0
How many households exited to a jail/prison term expected to last more than six months?	0
How many households exited to a situation that isn't transitional, but is not expected to last more than 90 days and their housing situation after those 90 days is uncertain?	0
How many households exited to a place not meant for human habitation?	0
How many households were disconnected from care?	0
How many of the HOPWA eligible individuals died?	0

**Complete this section for all Households served with HOPWA Permanent Housing Placement (PHP) assistance by your organization in the reporting year.**

Question	This Report
<b><i>Households Served by this Activity</i></b>	
How many households were served with PHP assistance?	17
<b><i>PHP Expenditures for Households Served by this Activity</i></b>	
What were the HOPWA funds expended for PHP?	18834
<b><i>Sources of Income for Households Served by this Activity</i></b>	
How many households accessed or maintained access to the following sources of income in the past year?	17
Earned Income from Employment	5
Retirement	0
SSI	8
SSDI	0
Other Welfare Assistance (Supplemental Nutrition Assistance Program, WIC, TANF, etc.)	0
Private Disability Insurance	0
Veteran's Disability Payment (service or non-service connected payment)	0
Regular contributions or gifts from organizations or persons not residing in the residence	1
Worker's Compensation	0
General Assistance (GA), or local program	0
Unemployment Insurance	1
Other Sources of Income	0
How many households maintained <b>no</b> sources of income?	2
<b><i>Medical Insurance/Assistance for Households Served by this Activity</i></b>	
How many households accessed or maintained access to the following sources of medical insurance in the past year?	
MEDICAID Health Program or local program equivalent	1
MEDICARE Health Insurance or local program equivalent	3
Veterans Affairs Medical Services	0
AIDS Drug Assistance Program	1
State Children's Health Insurance Program (SCHIP) or local program equivalent	0

**Complete this section for all Households served with HOPWA Permanent Housing Placement (PHP) assistance by your organization in the reporting year.**

Question	This Report
Ryan White-funded Medical or Dental Assistance	17
<b><i>Housing Outcomes for Households Served by this Activity</i></b>	<b>17</b>
<i>In the context of PHP, "exited" means the housing situation into which the household was placed using the PHP assistance.</i>	
How many households exited to other HOPWA housing programs?	16
How many households exited to other housing subsidy programs?	0
How many households exited to private housing?	1

**Complete for all households served with HOPWA-funded Housing Information Services by your organization in the reporting year.**

*See definition of "Housing Information Services" on "Performance Report Cover" tab.*

<b>Question</b>	<b>This Report</b>
<b><i>Households Served by this Activity</i></b>	
How many households were served with housing information services?	0
<b><i>Housing Information Services Expenditures</i></b>	
What were the HOPWA funds expended for Housing Information Services?	0

**Complete for all households served with HOPWA funded Supportive Services by your organization in the reporting year.**

*Note that this table also collects **HOPWA Supportive Service expenditures.***

Questions	This Report	
	Number of Households	Expenditures
<b>Households and Expenditures for Supportive Service Types</b>		
What were the expenditures and number of households for each of the following types of supportive services in the program year?		
Adult Day Care and Personal Assistance	0	0
Alcohol-Drug Abuse	0	0
Child Care	0	0
Case Management	59	147574.58
Education	0	0
Employment Assistance and Training	0	0
Health/Medical Services	0	0
Legal Services	0	0
Life Skills Management	0	0
Meals/Nutritional Services	0	0
Mental Health Services	0	0
Outreach	0	0
Transportation	0	720
Any other type of HOPWA funded, HUD approved supportive service?	0	0
What were the other type(s) of supportive services provided? (150 characters)		
<b>Deduplication of Supportive Services</b>		
How many households received more than one of any type of Supportive Services?	0	

<b>Deduplicated Supportive Services Household Total (based on amounts reported in Rows 5-21 above):</b>	<b>59</b>	
---	-----------	--

**Only Competitive Grantees with an "Other Housing Activity" approved in their grant agreement should complete this tab.**

<b>"Other" Housing Activities -- Households and Expenditures Served by this Activity</b>	<b>This Report</b>
How many households were served with "Other Housing Activity" assistance?	
What were the HOPWA funds expended for "Other Housing Activity" assistance?	
What is the "Other" HOPWA budget line item approved in the grant agreement? (150 characters)	

Activity Review	TBRA	P-FBH	ST-TFBH	STRMU	PHP	Housing Info	SUPP SVC	Other Competitive Activity	
<b>Total Households Served in ALL Activities from this report for each Activity .</b>	59	0	0	0	17	0	59	0	
<b>Housing Subsidy Assistance Household Count Deduplication</b>		<p><b>Data Check: The highest unduplicated activity total shown in row 2 on this ATC tab must be <u>equal to or less than</u> the HOPWA-Eligible individual total reported in row 27 on the DEM &amp; Prior Living Tab. The HOPWA-Eligible individual total from row 27 is also shown directly to the right for your reference.</b></p>							
<i>Total Housing Subsidy Assistance (from the TBRA, P-FBH, ST-TFBH, STRMU, PHP, Other Competitive Activity counts above)</i>	76								DEM tab, row 27:
How many households received more than one type of HOPWA Housing Subsidy Assistance for TBRA, P-FBH, ST-TFBH, STRMU, PHP, Other Competitive Activity?	17								59
<b>Total Unduplicated Housing Subsidy Assistance Household Count</b>	59								
<b>Access to Care (ATC)</b>									
Complete HOPWA Outcomes for Access to Care and Support for <u>all</u> households served with HOPWA housing assistance and "other competitive activities" in the reporting year.									
<b>Questions</b>	<b>This Report</b>	<p><b>Rows 10-15: Data Checks:</b>  <b>The values entered in each of these rows individually cannot be greater than the value calculated in Row 6.</b>   <b>If insurance or income were reported on any of the activity tabs, Rows 12 &amp; 15 should be completed accordingly.</b>   <b>If all Rows are "0", provide explanation in Access to Care section of Data Quality Notes Tab.</b>   <b>Reminders:</b> 1. Contact with a case manager does not have to be a HOPWA-funded case manager.  2. Access to medical insurance can include those who accessed other types of insurance not included in the activity tabs.</p>							
How many households had contact with a case manager?	59								
How many households developed a housing plan for maintaining or establishing stable housing?	59								
How many households accessed and maintained medical insurance and/or assistance?	57								
How many households had contact with a primary health care provider?	59								
How many households accessed or maintained qualification for sources of income?	56								
How many households obtained/maintained an income-producing job during the program year (with or without any HOPWA-related assistance)?	0								
<b>Subsidy Assistance with Supportive Service, Funded Case Management</b>									
<b>Questions</b>	<b>This Report</b>	<p><b>Data Check: Individually, Rows 18 &amp; 19 cannot be &gt; than the lesser of Cells H2 or B6.</b>   In Rows 18 &amp; 19, report on Housing Subsidy Assistance households as calculated in Row 6 ONLY.   Case management is a supportive service; therefore, all individuals reported in Row 18 should be included in total reported in Row 19.</p>							
How many households received any type of HOPWA Housing Subsidy Assistance <b>and</b> HOPWA Funded Case Management?	59								
How many households received any type of HOPWA Housing Subsidy Assistance <b>and</b> HOPWA Supportive Services?	59								





How many total units (HOPWA and non-HOPWA units) were developed in this facility?	0	0	0	0	0	0	0	0
How many units in this facility were developed with HOPWA funds?	0	0	0	0	0	0	0	0
<b>For all Facilities</b>	<b>Total Units Designated for the Chronically Homeless</b>	<b>Total Units Designated to Assist the Homeless</b>	<b>Total Units Energy-Star Compliant</b>	<b>Total Units 504 Accessible – Mobility Units – Sensory Units</b>				
For units constructed (new) and/or acquired <u>with or without</u> rehab:	0	0	0	0				
For rental units rehabbed:	0	0	0	0				
For homeownership units constructed (if approved):	0	0	0	0				



















**Complete for all households who requested Violence Against Women Act (VAWA) protections per 24 CFR 5.2005 with your organization in the reporting year.**

Question	This Report
How many <b>internal</b> emergency transfers were requested?	0
How many <b>internal</b> emergency transfers were granted?	0
How many <b>external</b> emergency transfers were requested?	0
How many <b>external</b> emergency transfers were granted?	0
How many emergency transfers were denied?	0



<b>Grant ID</b>	<b>Grantee</b>	<b>Sponsor ID</b>	<b>Sponsor</b>	<b>File ID</b>
FTX98422	FORT WORTH	S6921527	S6921527_AIDS Outreach Center, Inc.	24240_084821

**Optional Data Quality Notes**

Use the space below to add notes about the data provided in the workbook that you would like communicated to your HOPWA grantee or HUD's Office of HIV/AIDS Housing staff. Use the ALT+enter keys to create a return in this section.

**GENERAL PROVIDER DATA COMMENTS:**

**HOPWA PROVIDER TAB DATA COMMENTS:**

**Optional Data Quality Notes**

Use the space below to add notes about the data provided in the workbook that you would like communicated to your HOPWA grantee or HUD's Office of HIV/AIDS Housing staff. Use the ALT+enter keys to create a return in this section.

**CONTACT TAB DATA COMMENTS:**

**DEMOGRAPHICS & PRIOR LIVING TAB (DEM & Prior Living) DATA COMMENTS:**

**LEVERAGING AND PROGRAM INCOME TAB DATA COMMENTS:**

**TENANT-BASED RENTAL ASSISTANCE TAB (TBRA) DATA COMMENTS:**

**Optional Data Quality Notes**

Use the space below to add notes about the data provided in the workbook that you would like communicated to your HOPWA grantee or HUD's Office of HIV/AIDS Housing staff. Use the ALT+enter keys to create a return in this section.

**PERMANENT FACILITY-BASED HOUSING TAB (P-FBH) ASSISTANCE DATA COMMENTS:**

**Optional Data Quality Notes**

Use the space below to add notes about the data provided in the workbook that you would like communicated to your HOPWA grantee or HUD's Office of HIV/AIDS Housing staff. Use the ALT+enter keys to create a return in this section.

**SHORT-TERM/TRANSITIONAL FACILITY-BASED HOUSING TAB (ST-TFBH) ASSISTANCE DATA COMMENTS:**

**SHORT-TERM RENT, MORTGAGE, AND UTILITY TAB (STRMU) ASSISTANCE DATA COMMENTS:**

**PERMANENT HOUSING PLACEMENT TAB (PHP) DATA COMMENTS:**

**HOUSING INFORMATION TAB DATA COMMENTS:**



**Optional Data Quality Notes**

Use the space below to add notes about the data provided in the workbook that you would like communicated to your HOPWA grantee or HUD's Office of HIV/AIDS Housing staff. Use the ALT+enter keys to create a return in this section.

**OTHER COMPETITIVE ACTIVITY TAB DATA COMMENTS:**

**ACCESS TO CARE TAB (ATC & Totals) DATA COMMENTS:**

**CAPITAL DEVELOPMENT TAB (CAP DEV) DATA COMMENTS:**

**VIOLENCE AGAINST WOMENT ACT TAB (VAWA) DATA COMMENTS:**

**Please complete for organizations designated to serve as project sponsor, i.e., organizations involved in the direct delivery of services for client households, as defined by 24 CFR 574.3.**

<b>Project Sponsor Questions</b>	<b>Responses</b>
What is the organization's name?	AIDS Outreach Center
What is the organization's Unique Entity Identifier (UEI)?	75-2139336
What is the organization's Employer ID Number (EIN) or Tax ID Number (TIN)?	75-2139336
What is the HOPWA contract amount for this organization?	\$429,850
What is the organization's business street address?	400 N. Beach St
In what city is the organization's business address?	Fort Worth
In what county is the organization's business address?	Tarrant
In what state is the organization's business address?	Texas
What is the organization's business address zip code?	76111
What is the organization's parent company, if applicable?	
What department administers the organization's grant?	Care Coordination Department
What is the organization's phone number (including extension)?	817-335-1994
What is the organization's fax number?	817-916-4664
What is the organization's website?	www.aoc.org
What is the organization's Facebook page?	AIDS Outreach Center
What is the organization's Twitter handle?	AIDS Outreach Center
Is this a faith-based organization? <b>Yes or No.</b>	No
Is this a nonprofit organization? <b>Yes or No.</b>	Yes
Is this a grassroots organization? <b>Yes or No.</b>	No
What are the cities of the organization's primary service area?	Fort Worth, Euless, North Richland Hills, Bedford, Hurst, Grapevine, Arlington, Grand Prairie, Cleburne, Weatherford, Burleson, Haltom City, Willow Park, Lake Worth, Watauga, Forest Hill, Mansfield, Decatur
What are the counties of the organization's primary service area?	Tarrant, Parker, Hood and Johnson
In what congressional district is the organization located?	Congressional District 33

**Please complete for organizations designated to serve as project sponsor, i.e., organizations involved in the direct delivery of services for client households, as defined by 24 CFR 574.3.**

<b>Project Sponsor Questions</b>	<b>Responses</b>
In what congressional district is the primary service area?	Congressional District 33
Is there a waiting list for HOPWA housing subsidy assistance services in the organization's service area? <b>Yes or No.</b>	YES- TBRA Program
<b>Provider Non-Direct Service Expenditures</b>	
What were the total HOPWA funds expended for Administration costs?	18,293.42
How much was expended on Technical Assistance?	0
How much was expended on Resource Identification?	0

**Contact Information for your Organization**

Only organizations designated as project sponsors (see definition of "Project Sponsor Organization" in Performance Report Cover tab) should complete this tab.

Question	Responses
<b>Contact Information for Primary Program Contact</b>	
What is the Primary Program contact name?	Johnny Watkins-Mitchell
What is the Primary Program contact title?	Housing Assistance Manager
In what department does the Primary Program contact work?	Care Coordination
What is the Primary Program contact email?	johnnyw@aoc.org
What is the Primary Program contact phone number (including extension)?	817-916-5207
What is the Primary Program contact fax number?	817-916-4664
<b>Contact Information for Secondary Program Contact</b>	
What is the Secondary Program contact name?	Kimberly Russell
What is the Secondary Program contact title?	Director of Client Services
In what department does the Secondary Program contact work?	Care Coordination
What is the Secondary Program contact email?	kimberlyr@aoc.org
What is the Secondary Program contact phone number (including extension)?	817-916-5232
What is the Secondary Program contact fax number?	817-916-4664
<b>Contact Information for Individuals Seeking Services</b>	
What is the Services contact name?	Johnny Watkins-Mitchell
What is the Services contact title?	Housing Assistance Manager
In what department does the Services contact work?	Care Coordination
What is the Services contact email?	johnnyw@aoc.org
What is the Services contact phone number (including extension)?	817-916-5207
What is the Services contact fax number?	817-916-4664

Complete the age, gender, race, and ethnicity information for all individuals served with all types of HOPWA assistance.  
See totals in rows 27 and 28.

A. For each racial category, how many HOPWA-eligible individuals identified as such?	Male				Female				Gender Nonbinary				Transgender Female				Transgender Male				Gender not Disclosed/Prefers not to Answer				Of the total number of individuals reported for each racial category, how many also identify as Hispanic or Latinx?  Total Hispanic or Latinx		
	Younger Than 18	18-30	31-50	51 or Older	Younger Than 18	18-30	31-50	51 or Older	Younger Than 18	18-30	31-50	51 or Older	Younger Than 18	18-30	31-50	51 or Older	Younger Than 18	18-30	31-50	51 or Older	Younger Than 18	18-30	31-50	51 or Older			
Asian	0	0	0	0	0	0	0	0	0	0	0	0	0	0	0	0	0	0	0	0	0	0	0	0	0	0	
Asian & White	0	0	0	0	0	0	0	0	0	0	0	0	0	0	0	0	0	0	0	0	0	0	0	0	0	0	0
Black/African American	0	10	25	12	0	1	10	17	0	0	0	0	0	0	4	1	0	0	0	0	0	0	0	0	0	0	
Black/African American & White	0	0	0	0	0	0	0	0	0	0	0	0	0	0	0	0	0	0	0	0	0	0	0	0	0	0	
American Indian/Alaskan Native	0	0	0	0	0	0	0	0	0	0	0	0	0	0	0	0	0	0	0	0	0	0	0	0	0	0	
American Indian/Alaskan Native & Black/African American	0	0	0	0	0	0	0	0	0	0	0	0	0	0	0	0	0	0	0	0	0	0	0	0	0	0	
American Indian/Alaskan Native & White	0	0	0	0	0	0	0	0	0	0	0	0	0	0	0	0	0	0	0	0	0	0	0	0	0	0	
Native Hawaiian/Other Pacific Islander	0	0	0	0	0	0	0	0	0	0	0	0	0	0	0	0	0	0	0	0	0	0	0	0	0	0	
Other Multi-Racial	0	0	0	0	0	0	0	0	0	0	0	0	0	0	0	0	0	0	0	0	0	0	0	0	0	0	
White	0	0	3	14	0	1	4	4	0	0	0	0	0	0	0	0	0	0	0	0	0	0	0	0	0	13	
B. For each racial category, how many other household members (beneficiaries) identified as such?	Male				Female				Gender Nonbinary				Transgender Female				Transgender Male				Gender not Disclosed				Of the total number of individuals reported for each racial category, how many also identify as Hispanic or Latinx?  Total Hispanic or Latinx		
	Younger Than 18	18-30	31-50	51 or Older	Younger Than 18	18-30	31-50	51 or Older	Younger Than 18	18-30	31-50	51 or Older	Younger Than 18	18-30	31-50	51 or Older	Younger Than 18	18-30	31-50	51 or Older	Younger Than 18	18-30	31-50	51 or Older			
b. Asian	0	0	0	0	0	0	0	0	0	0	0	0	0	0	0	0	0	0	0	0	0	0	0	0	0	0	
b. Asian & White	0	0	0	0	0	0	0	0	0	0	0	0	0	0	0	0	0	0	0	0	0	0	0	0	0	0	
b. Black/African American	11	8	2	2	11	2	3	5	0	0	0	0	0	0	0	0	0	0	0	0	0	0	0	0	0	0	
b. Black/African American & White	0	0	0	0	0	0	0	0	0	0	0	0	0	0	0	0	0	0	0	0	0	0	0	0	0	0	
b. American Indian/Alaskan Native	0	0	0	0	0	0	0	0	0	0	0	0	0	0	0	0	0	0	0	0	0	0	0	0	0	0	
b. American Indian/Alaskan Native & Black/African American	0	0	0	0	0	0	0	0	0	0	0	0	0	0	0	0	0	0	0	0	0	0	0	0	0	0	
b. American Indian/Alaskan Native & White	0	0	0	0	0	0	0	0	0	0	0	0	0	0	0	0	0	0	0	0	0	0	0	0	0	0	
b. Native Hawaiian/Other Pacific Islander	0	0	0	0	0	0	0	0	0	0	0	0	0	0	0	0	0	0	0	0	0	0	0	0	0	0	
b. Other Multi-Racial	0	0	0	0	0	0	0	0	0	0	0	0	0	0	0	0	0	0	0	0	0	0	0	0	0	0	
b. White	1	0	1	1	0	0	1	1	0	0	0	0	0	0	0	0	0	0	0	0	0	0	0	0	0	4	

Total number of HOPWA-eligible individuals served with HOPWA assistance (rows 4-13):

106

Data Check: The total in Row 27 must = unduplicated household count across all activities.

Total number of other household members (beneficiaries) served with HOPWA assistance (rows 16-25):

49

How many other household members (beneficiaries) are HIV+?

1

How many other household members (beneficiaries) are HIV negative or have an unknown HIV status?

48

Data Check: Sum of 29 & 30 must be = to Row 28

Complete Prior Living Situations for HOPWA-eligible Individuals served by TBRA, P-FBH, ST-TFBH, or PHP

How many HOPWA-eligible individuals continued receiving HOPWA assistance from the previous year?

50

How many individuals newly receiving HOPWA assistance came from:

A place not meant for human habitation?

0

An emergency shelter?

0

A transitional housing facility for formerly homeless persons?

0

A permanent housing situation for formerly homeless persons?

0

A psychiatric hospital or other psychiatric facility?

0

A substance abuse facility?

0

A non-psychiatric hospital?

0

A foster care home?

0

Jail, prison, or a juvenile detention facility?

0

A rented room, apartment or house?

45

A house the individual owned?

7

Staying at someone else's house?

4

A hotel or motel paid for by the individual?

0

Any other prior living situation?

0

How many individuals newly receiving HOPWA assistance didn't report or refused to report their prior living situation?

0

How many individuals newly receiving HOPWA assistance during this program year reported a prior living situation of homelessness [place not for human habitation, emergency shelter, transitional housing]:

0

Also meet the definition of experiencing chronic homelessness?

0

Also were veterans?

0

Data Checks: Row 50 cannot be > Row 49

Row 51 cannot be > Row 49

Data Check: SUM of rows 32 + 34-47 must equal your unduplicated household count for TBRA, P-FBH, ST-TFBH & PHP activities (Do not include Supportive Services or STRMU households in this section).

Report the source(s) of cash or in-kind leveraged federal, state, local or private resources identified in either the Consolidated or Annual Plan (for formula grantees) or the grant proposal/application (for competitive grantees) and used in the delivery of the HOPWA program and the amount of leveraged dollars.

What is the amount and type of leveraged funding that was provided by any of these sources?	Funding for this Report	Was this a Housing Subsidy Assistance? Yes or No.
ESG	0	
HOME	0	
Ryan White	16577	YES
Continuum of Care (CoC)	0	
Low-Income Housing Tax Credit	0	
Housing Choice Voucher Program	0	
Private grants	0	
In-kind resources	0	
Grantee cash	0	
<b>Other types of private or public funding:</b>		
Other FUNDING_1	0	
Other FUNDING_2	0	
Other FUNDING_3	0	
Other FUNDING_4	0	
Other FUNDING_5	0	
Other FUNDING_6	0	
Other FUNDING_7	0	
Other FUNDING_8	0	
Other FUNDING_9	0	
Other FUNDING_10	0	
Other FUNDING_11	0	
Other FUNDING_12	0	
Other FUNDING_13	0	
Other FUNDING_14	0	
Other FUNDING_15	0	
<b>Program Income</b>	<b>0</b>	
What was the amount of program income collected from resident rent payments in the program year?	0	
What was the amount of program income collected from other sources (non-resident payments) in the program year?	0	
<b>Uses of Program Income</b>	<b>0</b>	
What was the amount of total program income that was spent on housing assistance in the program year?	0	
What was the amount of total program income that was spent on supportive services or other non-housing costs in the program year?	0	
<b>Rent Payments Made by HOPWA Housing Subsidy Assistance Recipients Directly to Private Landlords</b>		
What was the amount of resident rent payment that residents paid directly to private landlords?	25254	

Scroll to the bottom of this tab for required Program Income reporting questions.

Complete Rows 3-11 for specific leveraging sources listed in Column A.  
**Column B:** Should be a single dollar amount.  
**Column C:** Should be a "Yes" or "No" response only to indicate whether any of the reported funds were for Housing Subsidy Assistance. Do not add explanations on this tab.

**NOTE:** Enter any leveraged project sponsor cash in row 11, "Grantee cash."

In rows 13-27, enter other leveraged funds not included in the sources listed Rows 3-11.  
**Column A:** Do not enter anything; you do not need to report the specific source of the leveraged funds.  
**Column B:** Should be a single dollar amount.  
**Column C:** Should have "Yes" or "No" response only as to whether any of the reported funds were for Housing Subsidy Assistance. Do not add explanations or other text.

If P-FBH or ST-TFBH activity reported and Row 29 is "0", provide an explanation in "Leveraging" section of the "Data Quality Notes" Tab  
 If Subsidy Assistance activity reported and Row 30 is "0", provide an explanation in "Leveraging" section of the "Data Quality Notes" Tab

If TBRA activity reported and Row 35 is "0", provide an explanation in "Leveraging" section of the "Data Quality Notes" Tab

**Complete this section for all Households served with HOPWA Tenant-Based Rental Assistance (TBRA) by your organization in the reporting year.**

Question	This Report
<b><i>TBRA Households Served and Expenditures</i></b>	
How many households were served with HOPWA TBRA assistance?	29
What were the total HOPWA funds expended for TBRA rental assistance?	199,637.62
<b><i>Other (Non-TBRA) Rental Assistance Households Served and Expenditures (Other Non-TBRA Rental Assistance activities must be approved in the grant agreement).</i></b>	
How many total households were served with Other (non-TBRA) Rental Assistance?	0
What were the total HOPWA funds expended for Other (non-TBRA) Rental Assistance, as approved in the grant agreement?	0
Describe the Other (non-TBRA) Rental Assistance provided. (150 characters).	
<b><i>TBRA Household Total (TBRA + Other)</i></b>	<b>29</b>
<b><i>Income Levels for Households Served by this Activity</i></b>	<b>29</b>
What is the number of households with income below 30% of Area Median Income?	23
What is the number of households with income between 31% and 50% of Area Median Income?	6
What is the number of households with income between 51% and 80% of Area Median Income?	0
<b><i>Sources of Income for Households Served by this Activity</i></b>	
How many households accessed or maintained access to the following sources of income in the past year?	<b>31</b>
Earned Income from Employment	5
Retirement	0
SSI	10
SSDI	2

**General Data Check: If you report expenditures you must report corresponding households. If you report households, you must report expenditures.**

**Note:** This total should include overhead (staff costs, fringe, etc.).

**NOTE:** Rows 7-9 should not be completed unless you have been approved by HUD in your grant agreement to carry out these activities. Facilities-based Housing, STRMU & PHP activities should not be reported here.

**Income Levels in Rows 12-14:**  
**Data Check: Sum of 12-14 as shown in Row 11 must be = to Row 10.**

**Sources of Income in Rows 17-29:** Report ALL sources of income to HOPWA-eligible households (including those for other household members).

**Data Check: Sum of 17-29 as shown in Row 16 must be = or > than Row 10.**

Other Welfare Assistance (Supplemental Nutrition Assistance Program, WIC, TANF, etc.)	1
Private Disability Insurance	0
Veteran's Disability Payment (service or non-service connected payment)	0
Regular contributions or gifts from organizations or persons not residing in the residence	0
Worker's Compensation	0
General Assistance (GA), or local program	0
Unemployment Insurance	0
Other Sources of Income	0
How many households maintained <b>no</b> sources of income?	13
<b>Medical Insurance/Assistance for Households Served by this Activity</b>	
How many households accessed or maintained access to the following sources of medical insurance in the past year?	
MEDICAID Health Program or local program equivalent	6
MEDICARE Health Insurance or local program equivalent	2
Veterans Affairs Medical Services	0
AIDS Drug Assistance Program	0
State Children's Health Insurance Program (SCHIP) or Ryan White-funded Medical or Dental Assistance	13
<b>Health Outcomes for HOPWA-Eligible Individuals Served by this Activity</b>	
How many HOPWA-eligible individuals served with TBRA this year have <i>ever</i> been prescribed Anti-Retroviral Therapy?	29
How many HOPWA-eligible persons served with TBRA have shown an improved viral load or achieved viral suppression?	0
<b>Longevity for Households Served by this Activity</b>	
How many households have been served with TBRA for less than one year?	12

**Medical Insurance in Rows 32-37:** Report ALL of the specific insurance types listed that were accessed by HOPWA-eligible households (including those for other household members). The sum of this section does NOT have to match your household total.

**Data Check:** If 32-37 are all "0", provide explanation in TBRA section of Data Quality Notes Tab..

**NOTE:** Health outcomes do NOT have to be supported by labs or other medical documentation. It can be self-report from clients.

**Data Check:** If 39 and/or 40 are "0", provide explanation in TBRA section of Data Quality Notes Tab.

**Longevity in Rows 42-46:**



How many households have been served with TBRA for more than one year, but less than five years?	17
How many households have been served with TBRA for more than five years, but less than 10 years?	0
How many households have been served with TBRA for more than 10 years, but less than 15 years?	0
How many households have been served with TBRA for more than 15 years?	0
<b>Housing Outcomes for Households Served by this Activity</b>	<b>29</b>
How many households continued receiving HOPWA TBRA assistance into the next year?	26
How many households exited to other HOPWA housing programs?	0
How many households exited to other housing subsidy programs?	1
How many households exited to an emergency shelter?	0
How many households exited to private housing?	1
How many households exited to transitional housing (time limited - up to 24 months)?	0
How many households exited to an institutional arrangement expected to last less than six months?	0
How many households exited to institutional arrangement expected to last more than six months?	0
How many households exited to a jail/prison term expected to last less than six months?	0
How many households exited to a jail/prison term expected to last more than six months?	0
How many households exited to a situation that isn't transitional, but is not expected to last more than 90 days and their housing situation after those 90 days is uncertain?	0
How many households exited to a place not meant for human habitation?	0

**Data Check: Sum of 42-46 as shown in Row 41 Must be = to Row 10.**

**Housing Outcomes in Rows 48-61:**

**Data Check: Sum of 48-61 as shown in Row 47 Must be = to Row 10.**

How many households were disconnected from care?	0
How many of the HOPWA eligible individuals died?	1

Complete this section for all Households served with HOPWA Permanent Facility-Based Housing assistance by your organization in the reporting year. NOTE: Scattered-Site Facilities may be reported as one Facility.

General Data Check corresponding household report expenditures

Question	Facility 1	Facility 2
<b>Facility Information</b>		
What is the <b>name</b> of the housing facility?		
Is the facility a medically assisted living facility? <b>Yes or No.</b>		
Was the housing facility placed into service during this program year? <b>Yes or No.</b>		
For housing facilities placed into service <i>during this program year</i> , how many units were placed into service? [Do not complete if facility placed in service in prior years.]	0	0
<b>Leasing -- Households and Expenditures Served by this Activity</b> <i>Expenditures total should include overhead (staff costs, fringe, etc.).</i>		
How many households received Permanent Facility-Based Housing Leasing support for each facility?	0	0
What were the HOPWA funds expended for Permanent Facility-Based Housing Leasing Costs for each facility?	0	0
<b>Operating -- Households and Expenditures Served by this Activity</b> <i>Expenditures total should include overhead (staff costs, fringe, etc.).</i>		
How many households received Permanent Facility-Based Housing Operating support for each facility?	0	0
What were the HOPWA funds expended for Permanent Facility-Based Housing Operating Costs for each facility?	0	0
<b>Other Housing Support -- Households and Expenditures Served by this Activity</b> <i>Expenditures total should include overhead (staff costs, fringe, etc.).</i>		
How many households received Other types of Permanent Facility-Based Housing support for each facility?	0	0
What were the HOPWA funds expended for Other types of Permanent Facility-Based Housing for each facility?	0	0
For households served with Other Permanent Facility-Based Housing, what type of service were they provided? (150 characters)		
<b>PFBH Deduplication</b>		
How many households received more than one type of PFBH <b>for each facility</b> ? (Leasing, Operating, Other)	0	0
<b>Total Deduplicated Household Count</b>	<b>0</b>	<b>0</b>
<b>Income Levels for Households Served by this Activity</b>	<b>0</b>	<b>0</b>

<b>Data Check: Sum of 23-25 as shown in Row 21 must be = to Row 20</b>		
What is the number of households with income below 30% of Area Median Income?	0	0
What is the number of households with income between 31% and 50% of Area Median Income?	0	0
What is the number of households with income between 51% and 80% of Area Median Income?	0	0
<b>Sources of Income for Households Served by this Activity</b>		
<b>Data Check:</b>		
<b>Sum of 28-40 as shown in Row 27 must be = or &gt; than Row 20</b>		
How many households accessed or maintained access to the following sources of income in the past year?	<b>0</b>	<b>0</b>
Earned Income from Employment	0	0
Retirement	0	0
SSI	0	0
SSDI	0	0
Other Welfare Assistance (Supplemental Nutrition Assistance Program, WIC, TANF, etc.)	0	0
Private Disability Insurance	0	0
Veteran's Disability Payment (service or non-service connected payment)	0	0
Regular contributions or gifts from organizations or persons not residing in the residence	0	0
Worker's Compensation	0	0
General Assistance (GA), or local program	0	0
Unemployment Insurance	0	0
Other Sources of Income	0	0
How many households maintained <b>no</b> sources of income?	0	0
<b>Medical Insurance/Assistance for Households Served by this Activity</b>		
<b>Data Check: If 43-48 are all "0", provide explanation in P-FBH section of Data Quality Notes Tab.</b>		
How many households accessed or maintained access to the following sources of medical insurance in the past year?		
MEDICAID Health Program or local program equivalent	0	0
MEDICARE Health Insurance or local program equivalent	0	0
Veterans Affairs Medical Services	0	0
AIDS Drug Assistance Program	0	0
State Children's Health Insurance Program (SCHIP) or local program equivalent	0	0
Ryan White-funded Medical or Dental Assistance	0	0
<b>Longevity for Households Served by this Activity</b>	<b>0</b>	<b>0</b>
<b>Data Check: Sum of 51-45 as shown in Row 49 must be = to Row 20</b>		
How many households have been served by permanent facility-based housing for less than one year?	0	0

How many households have been served by permanent facility-based housing for more than one year, but less than 5 years?	0	0
How many households have been served by permanent facility-based housing for more than 5 years, but less than 10 years?	0	0
How many households have been served by permanent facility-based housing for more than 10 years, but less than 15 years?	0	0
How many households have been served by permanent facility-based housing for more than 15 years?	0	0
<b>Health Outcomes for HOPWA-Eligible Individuals Served by this Activity</b> <i>Data Check: If 57 and/or 58 are "0", provide explanation in "P-FBH" section of Data Quality Notes Tab.</i>		
How many HOPWA-eligible individuals served with PFBH this year have ever been prescribed Anti-Retroviral Therapy, by facility?	0	0
How many HOPWA-eligible persons served with PFBH have shown an improved viral load or achieved viral suppression, by facility?	0	0
<b>Housing Outcomes for Households Served by this Activity</b> <i>Data Check: Sum of 61-74 as shown in Row 59 must be = to Row 20.</i>	0	0
How many households continued receiving this type of HOPWA assistance into the next year?	0	0
How many households exited to other HOPWA housing programs?	0	0
How many households exited to other housing subsidy programs?	0	0
How many households exited to an emergency shelter?	0	0
How many households exited to private housing?	0	0
How many households exited to transitional housing (time limited - up to 24 months)?	0	0
How many households exited to institutional arrangement expected to last less than six months?	0	0
How many households exited to institutional arrangement expected to last more than six months?	0	0
How many households exited to a jail/prison term expected to last less than six months?	0	0
How many households exited to a jail/prison term expected to last more than six months?	0	0
How many households exited to a situation that isn't transitional, but is not expected to last more than 90 days and their housing situation after those 90 days is uncertain?	0	0
How many households exited to a place not meant for human habitation?	0	0
How many households were disconnected from care?	0	0
How many of the HOPWA eligible individuals died?	0	0



0	0	0	0	0
0	0	0	0	0
0	0	0	0	0
<b>0</b>	<b>0</b>	<b>0</b>	<b>0</b>	<b>0</b>
0	0	0	0	0
0	0	0	0	0
0	0	0	0	0
0	0	0	0	0
0	0	0	0	0
0	0	0	0	0
0	0	0	0	0
0	0	0	0	0
0	0	0	0	0
0	0	0	0	0
0	0	0	0	0
0	0	0	0	0
0	0	0	0	0
0	0	0	0	0
0	0	0	0	0
0	0	0	0	0
0	0	0	0	0
0	0	0	0	0
0	0	0	0	0
0	0	0	0	0
<b>0</b>	<b>0</b>	<b>0</b>	<b>0</b>	<b>0</b>
0	0	0	0	0







0	0	0	0	0
0	0	0	0	0
0	0	0	0	0
<b>0</b>	<b>0</b>	<b>0</b>	<b>0</b>	<b>0</b>
0	0	0	0	0
0	0	0	0	0
0	0	0	0	0
0	0	0	0	0
0	0	0	0	0
0	0	0	0	0
0	0	0	0	0
0	0	0	0	0
0	0	0	0	0
0	0	0	0	0
0	0	0	0	0
0	0	0	0	0
0	0	0	0	0
0	0	0	0	0
0	0	0	0	0
0	0	0	0	0
0	0	0	0	0
0	0	0	0	0
0	0	0	0	0
0	0	0	0	0
<b>0</b>	<b>0</b>	<b>0</b>	<b>0</b>	<b>0</b>
0	0	0	0	0



Facility 13	Facility 14	Facility 15	Facility 16	Facility 17
0	0	0	0	0
0	0	0	0	0
0	0	0	0	0
0	0	0	0	0
0	0	0	0	0
0	0	0	0	0
0	0	0	0	0
0	0	0	0	0
0	0	0	0	0
0	0	0	0	0
0	0	0	0	0

0	0	0	0	0
0	0	0	0	0
0	0	0	0	0
<b>0</b>	<b>0</b>	<b>0</b>	<b>0</b>	<b>0</b>
0	0	0	0	0
0	0	0	0	0
0	0	0	0	0
0	0	0	0	0
0	0	0	0	0
0	0	0	0	0
0	0	0	0	0
0	0	0	0	0
0	0	0	0	0
0	0	0	0	0
0	0	0	0	0
0	0	0	0	0
0	0	0	0	0
0	0	0	0	0
0	0	0	0	0
0	0	0	0	0
0	0	0	0	0
0	0	0	0	0
0	0	0	0	0
0	0	0	0	0
<b>0</b>	<b>0</b>	<b>0</b>	<b>0</b>	<b>0</b>
0	0	0	0	0



<b>Facility 18</b>	<b>Facility 19</b>	<b>Facility 20</b>	<b>Facility 21</b>	<b>Facility 22</b>
0	0	0	0	0
0	0	0	0	0
0	0	0	0	0
0	0	0	0	0
0	0	0	0	0
0	0	0	0	0
0	0	0	0	0
0	0	0	0	0

0	0	0	0	0
0	0	0	0	0
0	0	0	0	0
<b>0</b>	<b>0</b>	<b>0</b>	<b>0</b>	<b>0</b>
0	0	0	0	0
0	0	0	0	0
0	0	0	0	0
0	0	0	0	0
0	0	0	0	0
0	0	0	0	0
0	0	0	0	0
0	0	0	0	0
0	0	0	0	0
0	0	0	0	0
0	0	0	0	0
0	0	0	0	0
0	0	0	0	0
0	0	0	0	0
0	0	0	0	0
0	0	0	0	0
0	0	0	0	0
0	0	0	0	0
0	0	0	0	0
0	0	0	0	0
<b>0</b>	<b>0</b>	<b>0</b>	<b>0</b>	<b>0</b>
0	0	0	0	0







0	0	0	0	0
0	0	0	0	0
0	0	0	0	0
<b>0</b>	<b>0</b>	<b>0</b>	<b>0</b>	<b>0</b>
0	0	0	0	0
0	0	0	0	0
0	0	0	0	0
0	0	0	0	0
0	0	0	0	0
0	0	0	0	0
0	0	0	0	0
0	0	0	0	0
0	0	0	0	0
0	0	0	0	0
0	0	0	0	0
0	0	0	0	0
0	0	0	0	0
0	0	0	0	0
0	0	0	0	0
0	0	0	0	0
0	0	0	0	0
0	0	0	0	0
0	0	0	0	0
0	0	0	0	0
0	0	0	0	0
<b>0</b>	<b>0</b>	<b>0</b>	<b>0</b>	<b>0</b>
0	0	0	0	0





0	0	0	0	0
0	0	0	0	0
0	0	0	0	0
<b>0</b>	<b>0</b>	<b>0</b>	<b>0</b>	<b>0</b>
0	0	0	0	0
0	0	0	0	0
0	0	0	0	0
0	0	0	0	0
0	0	0	0	0
0	0	0	0	0
0	0	0	0	0
0	0	0	0	0
0	0	0	0	0
0	0	0	0	0
0	0	0	0	0
0	0	0	0	0
0	0	0	0	0
0	0	0	0	0
0	0	0	0	0
0	0	0	0	0
0	0	0	0	0
0	0	0	0	0
0	0	0	0	0
0	0	0	0	0
<b>0</b>	<b>0</b>	<b>0</b>	<b>0</b>	<b>0</b>
0	0	0	0	0



Facility 33	Facility 34	Facility 35	Facility 36	Facility 37
0	0	0	0	0
0	0	0	0	0
0	0	0	0	0
0	0	0	0	0
0	0	0	0	0
0	0	0	0	0
0	0	0	0	0
0	0	0	0	0
0	0	0	0	0
0	0	0	0	0



0	0	0	0	0
0	0	0	0	0
0	0	0	0	0
<b>0</b>	<b>0</b>	<b>0</b>	<b>0</b>	<b>0</b>
0	0	0	0	0
0	0	0	0	0
0	0	0	0	0
0	0	0	0	0
0	0	0	0	0
0	0	0	0	0
0	0	0	0	0
0	0	0	0	0
0	0	0	0	0
0	0	0	0	0
0	0	0	0	0
0	0	0	0	0
0	0	0	0	0
0	0	0	0	0
0	0	0	0	0
0	0	0	0	0
0	0	0	0	0
0	0	0	0	0
0	0	0	0	0
0	0	0	0	0
<b>0</b>	<b>0</b>	<b>0</b>	<b>0</b>	<b>0</b>
0	0	0	0	0



Facility 38	Facility 39	Facility 40	Facility 41	Facility 42
0	0	0	0	0
0	0	0	0	0
0	0	0	0	0
0	0	0	0	0
0	0	0	0	0
0	0	0	0	0
0	0	0	0	0
0	0	0	0	0
0	0	0	0	0
0	0	0	0	0

0	0	0	0	0
0	0	0	0	0
0	0	0	0	0
<b>0</b>	<b>0</b>	<b>0</b>	<b>0</b>	<b>0</b>
0	0	0	0	0
0	0	0	0	0
0	0	0	0	0
0	0	0	0	0
0	0	0	0	0
0	0	0	0	0
0	0	0	0	0
0	0	0	0	0
0	0	0	0	0
0	0	0	0	0
0	0	0	0	0
0	0	0	0	0
0	0	0	0	0
0	0	0	0	0
0	0	0	0	0
0	0	0	0	0
0	0	0	0	0
0	0	0	0	0
0	0	0	0	0
0	0	0	0	0
0	0	0	0	0
<b>0</b>	<b>0</b>	<b>0</b>	<b>0</b>	<b>0</b>
0	0	0	0	0





0	0	0	0	0
0	0	0	0	0
0	0	0	0	0
<b>0</b>	<b>0</b>	<b>0</b>	<b>0</b>	<b>0</b>
0	0	0	0	0
0	0	0	0	0
0	0	0	0	0
0	0	0	0	0
0	0	0	0	0
0	0	0	0	0
0	0	0	0	0
0	0	0	0	0
0	0	0	0	0
0	0	0	0	0
0	0	0	0	0
0	0	0	0	0
0	0	0	0	0
0	0	0	0	0
0	0	0	0	0
0	0	0	0	0
0	0	0	0	0
0	0	0	0	0
0	0	0	0	0
0	0	0	0	0
<b>0</b>	<b>0</b>	<b>0</b>	<b>0</b>	<b>0</b>
0	0	0	0	0





Facility 48	Facility 49	Facility 50	Facility 51	Facility 52
0	0	0	0	0
0	0	0	0	0
0	0	0	0	0
0	0	0	0	0
0	0	0	0	0
0	0	0	0	0
0	0	0	0	0
0	0	0	0	0
0	0	0	0	0

0	0	0	0	0
0	0	0	0	0
0	0	0	0	0
<b>0</b>	<b>0</b>	<b>0</b>	<b>0</b>	<b>0</b>
0	0	0	0	0
0	0	0	0	0
0	0	0	0	0
0	0	0	0	0
0	0	0	0	0
0	0	0	0	0
0	0	0	0	0
0	0	0	0	0
0	0	0	0	0
0	0	0	0	0
0	0	0	0	0
0	0	0	0	0
0	0	0	0	0
0	0	0	0	0
0	0	0	0	0
0	0	0	0	0
0	0	0	0	0
0	0	0	0	0
0	0	0	0	0
0	0	0	0	0
<b>0</b>	<b>0</b>	<b>0</b>	<b>0</b>	<b>0</b>
0	0	0	0	0



Facility 53	Facility 54	Facility 55	Facility 56	Facility 57
0	0	0	0	0
0	0	0	0	0
0	0	0	0	0
0	0	0	0	0
0	0	0	0	0
0	0	0	0	0
0	0	0	0	0
0	0	0	0	0
0	0	0	0	0
0	0	0	0	0
0	0	0	0	0

0	0	0	0	0
0	0	0	0	0
0	0	0	0	0
<b>0</b>	<b>0</b>	<b>0</b>	<b>0</b>	<b>0</b>
0	0	0	0	0
0	0	0	0	0
0	0	0	0	0
0	0	0	0	0
0	0	0	0	0
0	0	0	0	0
0	0	0	0	0
0	0	0	0	0
0	0	0	0	0
0	0	0	0	0
0	0	0	0	0
0	0	0	0	0
0	0	0	0	0
0	0	0	0	0
0	0	0	0	0
0	0	0	0	0
0	0	0	0	0
0	0	0	0	0
0	0	0	0	0
0	0	0	0	0
<b>0</b>	<b>0</b>	<b>0</b>	<b>0</b>	<b>0</b>
0	0	0	0	0



Facility 58	Facility 59	Facility 60
0	0	0
0	0	0
0	0	0
0	0	0
0	0	0
0	0	0
0	0	0
0	0	0
0	0	0
0	0	0
0	0	0

0	0	0
0	0	0
0	0	0
<b>0</b>	<b>0</b>	<b>0</b>
0	0	0
0	0	0
0	0	0
0	0	0
0	0	0
0	0	0
0	0	0
0	0	0
0	0	0
0	0	0
0	0	0
0	0	0
0	0	0
0	0	0
0	0	0
0	0	0
0	0	0
0	0	0
0	0	0
0	0	0
<b>0</b>	<b>0</b>	<b>0</b>
0	0	0





**Complete this section for Facilities, Households served with HOPWA Short-Term or Transitional Facility-Based Housing assistance by your organization in the reporting year. Note: Scattered-Site Facilities may be reported as one Facility.**

*Examples include Short-Term and Transitional Housing Types, Facility Based Housing with a tenure of fewer than 24 months, short-term treatment or health facilities, hotel-motel vouchers.*

Question	Facility 1
<b>Facility Information</b>	
What is the <b>name</b> of the housing facility?	
Is the facility a medically assisted living facility? <b>Yes or No.</b>	
Was the housing facility placed into service during this program year? <b>Yes or No.</b>	
For housing facilities placed into service <i>during this program year</i> , how many units were placed into service? <b>[Do not complete if facility placed in service in prior years.]</b>	0
<b>Leasing -- Households and Expenditures Served by this Activity</b> <i>Expenditures total should include overhead (staff costs, fringe, etc.).</i>	
How many households received Transitional/Short-Term Facility-Based Housing Leasing support for each facility?	0
What were the HOPWA funds expended for Transitional/Short-Term Facility-Based Housing Leasing Costs for each facility?	0
<b>Operating -- Households and Expenditures Served by this Activity</b> <i>Expenditures total should include overhead (staff costs, fringe, etc.).</i>	
How many households received Transitional/Short-Term Facility-Based Housing Operating support for each facility?	0
What were the HOPWA funds expended for Transitional/Short-Term Facility-Based Housing Operating Costs for each facility?	0
<b>Hotel-Motel -- Households and Expenditures Served by this Activity</b> <i>Expenditures total should include overhead (staff costs, fringe, etc.).</i>	
How many households received Hotel-Motel cost support for each	0
What were the HOPWA funds expended for Hotel-Motel Costs for each facility?	0
<b>Other Housing Support -- Households and Expenditures Served by this Activity</b> <i>Expenditures total should include overhead (staff costs, fringe, etc.).</i>	
How many households received Other types of Transitional/Short-Term Facility-Based Housing support for each facility?	0

What were the HOPWA funds expended for Other types of Transitional/Short-Term Facility-Based Housing for each facility?	0
For households served with Other Transitional/Short-Term Facility-Based Housing, what type of service were they provided? (150 characters)	
<b>ST-TFBH Deduplication</b>	
How many households received more than one type of ST-TFBH <b>for each facility</b> ? (Leasing, Operating, Hotel-Motel, Other)	0
<b>Total Deduplicated Household Count</b>	<b>0</b>
<b>Income Levels for Households Served by this Activity</b> <b>Data Check: Sum of 26-28 as shown in Row 24 must be = to Row 23</b>	<b>0</b>
What is the number of households with income below 30% of Area Median Income?	0
What is the number of households with income between 31% and 50% of Area Median Income?	0
What is the number of households with income between 51% and 80% of Area Median Income?	0
<b>Sources of Income for Households Served by this Activity</b> <b>Data Check: Sum of 31-43 as shown in Row 30 must be = to or &gt; than Row 23</b>	
How many households accessed or maintained access to the following sources of income in the past year?	<b>0</b>
Earned Income from Employment	0
Retirement	0
SSI	0
SSDI	0
Other Welfare Assistance (Supplemental Nutrition Assistance Program, WIC, TANF, etc.)	0
Private Disability Insurance	0
Veteran's Disability Payment (service or non-service connected	0
Regular contributions or gifts from organizations or persons not residing in the residence	0
Worker's Compensation	0
General Assistance (GA), or local program	0
Unemployment Insurance	0
Other Sources of Income	0
How many households maintained <b>no</b> sources of income?	0
<b>Medical Insurance/Assistance for Households Served by this Activity</b> <b>Data Check: If 46-51 are all "0", provide explanation in ST-TFBH section of Data Quality Notes Tab.</b>	
How many households accessed or maintained access to the following sources of medical insurance in the past year?	
MEDICAID Health Program or local program equivalent	0
MEDICARE Health Insurance or local program equivalent	0
Veterans Affairs Medical Services	0

AIDS Drug Assistance Program	0
State Children's Health Insurance Program (SCHIP) or local program equivalent	0
Ryan White-funded Medical or Dental Assistance	0
<b>Longevity for Households Served by this Activity</b>	<b>0</b>
<b>Data Check: Sum of 54-58 as shown in Row 52 must be = to Row 23</b>	
How many households have been served by short-term/transitional facility-based housing for less than one year?	0
How many households have been served by short-term/transitional facility-based housing for more than one year, but less than five years?	0
How many households have been served by short-term/transitional facility-based housing for more than five years, but less than 10 years?	0
How many households have been served by short-term/transitional facility-based housing for more than 10 years, but less than 15 years?	0
How many households have been served by short-term/transitional facility-based housing for more than 15 years?	0
<b>Housing Outcomes for Households Served by this Activity</b>	<b>0</b>
<b>Data Check: Sum of 61-74 as shown in Row 59 must be = to Row 23</b>	
How many households continued receiving this type of HOPWA assistance into the next year?	0
How many households exited to other HOPWA housing programs?	0
How many households exited to other housing subsidy programs?	0
How many households exited to an emergency shelter?	0
How many households exited to private housing?	0
How many households exited to transitional housing (time limited - up to 24 months)?	0
How many households exited to institutional arrangement expected to last less than six months?	0
How many households exited to institutional arrangement expected to last more than six months?	0
How many households exited to a jail/prison term expected to last less than six months?	0
How many households exited to a jail/prison term expected to last more than six months?	0
How many households exited to a situation that isn't transitional, but is not expected to last more than 90 days and their housing situation after those 90 days is uncertain?	0
How many households exited to a place not meant for human habitation?	0
How many households were disconnected from care?	0
How many of the HOPWA eligible individuals died?	0

**General Data Check: If you report expenditures you must report corresponding households. If you report households, you must report expenditures.**

Facility 2	Facility 3	Facility 4	Facility 5
0	0	0	0
0	0	0	0
0	0	0	0
0	0	0	0
0	0	0	0
0	0	0	0
0	0	0	0
0	0	0	0

0	0	0	0
0	0	0	0
<b>0</b>	<b>0</b>	<b>0</b>	<b>0</b>
<b>0</b>	<b>0</b>	<b>0</b>	<b>0</b>
0	0	0	0
0	0	0	0
0	0	0	0
<b>0</b>	<b>0</b>	<b>0</b>	<b>0</b>
0	0	0	0
0	0	0	0
0	0	0	0
0	0	0	0
0	0	0	0
0	0	0	0
0	0	0	0
0	0	0	0
0	0	0	0
0	0	0	0
0	0	0	0
0	0	0	0
0	0	0	0
0	0	0	0



*There are sixty columns for facilities. If more columns are needed, please contact the HOPWA Va*

Facility 6	Facility 7	Facility 8	Facility 9
0	0	0	0
0	0	0	0
0	0	0	0
0	0	0	0
0	0	0	0
0	0	0	0
0	0	0	0
0	0	0	0



0	0	0	0
0	0	0	0
0	0	0	0
0	0	0	0
0	0	0	0
0	0	0	0
0	0	0	0
0	0	0	0
0	0	0	0
0	0	0	0
0	0	0	0
0	0	0	0
0	0	0	0
0	0	0	0
0	0	0	0
0	0	0	0
0	0	0	0
0	0	0	0
0	0	0	0
0	0	0	0
0	0	0	0



*Validation Team.*

Facility 10	Facility 11	Facility 12	Facility 13
0	0	0	0
0	0	0	0
0	0	0	0
0	0	0	0
0	0	0	0
0	0	0	0
0	0	0	0
0	0	0	0





Facility 14	Facility 15	Facility 16	Facility 17
0	0	0	0
0	0	0	0
0	0	0	0
0	0	0	0
0	0	0	0
0	0	0	0
0	0	0	0
0	0	0	0







Facility 18	Facility 19	Facility 20	Facility 21
0	0	0	0
0	0	0	0
0	0	0	0
0	0	0	0
0	0	0	0
0	0	0	0
0	0	0	0
0	0	0	0





Facility 22	Facility 23	Facility 24	Facility 25
0	0	0	0
0	0	0	0
0	0	0	0
0	0	0	0
0	0	0	0
0	0	0	0
0	0	0	0
0	0	0	0





Facility 26	Facility 27	Facility 28	Facility 29
0	0	0	0
0	0	0	0
0	0	0	0
0	0	0	0
0	0	0	0
0	0	0	0
0	0	0	0
0	0	0	0







Facility 30	Facility 31	Facility 32	Facility 33
0	0	0	0
0	0	0	0
0	0	0	0
0	0	0	0
0	0	0	0
0	0	0	0
0	0	0	0
0	0	0	0





Facility 34	Facility 35	Facility 36	Facility 37
0	0	0	0
0	0	0	0
0	0	0	0
0	0	0	0
0	0	0	0
0	0	0	0
0	0	0	0
0	0	0	0

0	0	0	0
0	0	0	0
<b>0</b>	<b>0</b>	<b>0</b>	<b>0</b>
<b>0</b>	<b>0</b>	<b>0</b>	<b>0</b>
0	0	0	0
0	0	0	0
0	0	0	0
<b>0</b>	<b>0</b>	<b>0</b>	<b>0</b>
0	0	0	0
0	0	0	0
0	0	0	0
0	0	0	0
0	0	0	0
0	0	0	0
0	0	0	0
0	0	0	0
0	0	0	0
0	0	0	0
0	0	0	0
0	0	0	0
0	0	0	0
0	0	0	0
0	0	0	0
0	0	0	0
0	0	0	0



Facility 38	Facility 39	Facility 40	Facility 41
0	0	0	0
0	0	0	0
0	0	0	0
0	0	0	0
0	0	0	0
0	0	0	0
0	0	0	0
0	0	0	0



0	0	0	0
0	0	0	0
<b>0</b>	<b>0</b>	<b>0</b>	<b>0</b>
<b>0</b>	<b>0</b>	<b>0</b>	<b>0</b>
0	0	0	0
0	0	0	0
0	0	0	0
<b>0</b>	<b>0</b>	<b>0</b>	<b>0</b>
0	0	0	0
0	0	0	0
0	0	0	0
0	0	0	0
0	0	0	0
0	0	0	0
0	0	0	0
0	0	0	0
0	0	0	0
0	0	0	0
0	0	0	0
0	0	0	0
0	0	0	0
0	0	0	0
0	0	0	0



Facility 42	Facility 43	Facility 44	Facility 45
0	0	0	0
0	0	0	0
0	0	0	0
0	0	0	0
0	0	0	0
0	0	0	0
0	0	0	0
0	0	0	0





Facility 46	Facility 47	Facility 48	Facility 49
0	0	0	0
0	0	0	0
0	0	0	0
0	0	0	0
0	0	0	0
0	0	0	0
0	0	0	0
0	0	0	0

0	0	0	0
0	0	0	0
0	0	0	0
0	0	0	0
0	0	0	0
0	0	0	0
0	0	0	0
0	0	0	0
0	0	0	0
0	0	0	0
0	0	0	0
0	0	0	0
0	0	0	0
0	0	0	0
0	0	0	0
0	0	0	0
0	0	0	0
0	0	0	0
0	0	0	0
0	0	0	0
0	0	0	0





Facility 50	Facility 51	Facility 52	Facility 53
0	0	0	0
0	0	0	0
0	0	0	0
0	0	0	0
0	0	0	0
0	0	0	0
0	0	0	0
0	0	0	0

0	0	0	0
0	0	0	0
0	0	0	0
0	0	0	0
0	0	0	0
0	0	0	0
0	0	0	0
0	0	0	0
0	0	0	0
0	0	0	0
0	0	0	0
0	0	0	0
0	0	0	0
0	0	0	0
0	0	0	0
0	0	0	0
0	0	0	0
0	0	0	0
0	0	0	0
0	0	0	0
0	0	0	0



Facility 54	Facility 55	Facility 56	Facility 57
0	0	0	0
0	0	0	0
0	0	0	0
0	0	0	0
0	0	0	0
0	0	0	0
0	0	0	0
0	0	0	0





Facility 58	Facility 59	Facility 60
0	0	0
0	0	0
0	0	0
0	0	0
0	0	0
0	0	0
0	0	0
0	0	0







**Complete this section for all Households served with HOPWA Short-Term Rent, Mortgage, and Utilities Assistance (STRMU) by your organization in the reporting year.**

Question	This Report
<b>Households Served by this Activity - STRMU Breakdown</b>	
a. How many households were served with STRMU mortgage assistance <b>only</b> ?	3
b. How many households were served with STRMU rental assistance <b>only</b> ?	29
c. How many households were served with STRMU utilities assistance <b>only</b> ?	15
d. How many households received more than one type of STRMU assistance?	30
<b>STRMU Households Total</b>	<b>77</b>
<b>STRMU Expenditures</b>	
What were the HOPWA funds expended for the following budget line items?	
STRMU mortgage assistance	10,000
STRMU rental assistance	94,172.48
STRMU utility assistance	11,528.58
<b>Total STRMU Expenditures</b>	<b>115701.06</b>
<b>Income Levels for Households Served by this Activity</b>	<b>77</b>
What is the number of households with income below 30% of Area Median Income?	51
What is the number of households with income between 31% and 50% of Area Median Income?	17
What is the number of households with income between 51% and 80% of Area Median Income?	9
<b>Sources of Income for Households Served by this Activity</b>	
How many households accessed or maintained access to the following sources of income in the past year?	<b>77</b>

**General Data Check: If you report expenditures you must report corresponding households. If you report households, you must report expenditures.**

This total should include overhead (staff costs, fringe, etc.).  
**NOTE:** The grantee determines how to report/distribute overhead costs (i.e., all overhead included in one row, or divided across categories with expenditures). All sponsors should report in the same manner.

**Income Levels in Rows 16-18:**  
**Data Check: Sum of 16-18 as shown in Row 15 must be = to Row 8**

**Income Sources in Rows 21-33:**  
 Report ALL sources of income for HOPWA-eligible households

Earned Income from Employment	50
Retirement	0
SSI	10
SSDI	5
Other Welfare Assistance (Supplemental Nutrition	0
Private Disability Insurance	0
Veteran's Disability Payment (service or non-service	0
Regular contributions or gifts from organizations or	0
Worker's Compensation	0
General Assistance (GA), or local program	0
Unemployment Insurance	0
Other Sources of Income	0
How many households maintained <b>no</b> sources of income?	12
<b>Medical Insurance/Assistance for Households Served by this Activity</b>	
How many households accessed or maintained access to the following sources of medical insurance in the past year?	
MEDICAID Health Program or local program equivalent	13
MEDICARE Health Insurance or local program equivalent	12
Veterans Affairs Medical Services	0
AIDS Drug Assistance Program	0
State Children's Health Insurance Program (SCHIP) or local program equivalent	0
Ryan White-funded Medical or Dental Assistance	32
<b>Longevity for Households Served by this Activity</b>	<b>106</b>
How many households have been served by STRMU for the first time this year?	51
How many households also received STRMU assistance during the previous STRMU eligibility period?	29
How many households received STRMU assistance <b>more than twice</b> during the previous five eligibility periods?	26

(including those for other household members).

**Data Check: Sum of 21-33 as shown in Row 20 must be = to or > than Row 8**

**Medical Insurance in Rows 36-41:** Report ALL of the specific insurance types listed that were accessed by HOPWA-eligible households (including those for other household members). The sum of this section does NOT have to match your household total.

**Data Check: If 36-41 are all "0", provide explanation in TBRA section of Data Quality Notes Tab.**

**Longevity in Rows 43-46:**

The total of this section does NOT have to match your household total for this activity.

**Data Check: Individually, Rows 44-46 cannot be > than Row 8**

How many households received STRMU assistance during the last five <b>consecutive</b> eligibility periods?	0
<b>Housing Outcomes for Households Served by this Activity</b>	<b>77</b>
How many households continued receiving this type of HOPWA assistance into the next year?	77
How many households exited to other HOPWA housing programs?	0
How many households exited to other housing subsidy programs?	0
How many households exited to an emergency shelter?	0
How many households served with STRMU were able to maintain a private housing situation without subsidy?	0
How many households exited to transitional housing (time limited - up to 24 months)?	0
How many households exited to institutional arrangement expected to last less than six months?	0
How many households exited to institutional arrangement expected to last more than six months?	0
How many households exited to a jail/prison term expected to last less than six months?	0
How many households exited to a jail/prison term expected to last more than six months?	0
How many households exited to a situation that isn't transitional, but is not expected to last more than 90 days and their housing situation after those 90 days is uncertain?	0
How many households exited to a place not meant for human habitation?	0
How many households were disconnected from care?	0
How many of the HOPWA eligible individuals died?	0

**Housing Outcomes in Rows 48-61:**

**Data Check: Sum of 48-61 as shown in Row 47 must be = to Row 8**

**Complete this section for all Households served with HOPWA Permanent Housing Placement (PHP) assistance by your organization in the reporting year.**

Question	This Report
<b><i>Households Served by this Activity</i></b>	
How many households were served with PHP assistance?	0
<b><i>PHP Expenditures for Households Served by this Activity</i></b>	
What were the HOPWA funds expended for PHP?	0
<b><i>Sources of Income for Households Served by this Activity</i></b>	
How many households accessed or maintained access to the following sources of income in the past year?	0
Earned Income from Employment	0
Retirement	0
SSI	0
SSDI	0
Other Welfare Assistance (Supplemental Nutrition Assistance Program, WIC, TANF, etc.)	0
Private Disability Insurance	0
Veteran's Disability Payment (service or non-service connected payment)	0
Regular contributions or gifts from organizations or persons not residing in the residence	0
Worker's Compensation	0
General Assistance (GA), or local program	0
Unemployment Insurance	0
Other Sources of Income	0
How many households maintained <b>no</b> sources of income?	0
<b><i>Medical Insurance/Assistance for Households Served by this Activity</i></b>	
How many households accessed or maintained access to the following sources of medical insurance in the past year?	
MEDICAID Health Program or local program equivalent	0
MEDICARE Health Insurance or local program equivalent	0
Veterans Affairs Medical Services	0
AIDS Drug Assistance Program	0
State Children's Health Insurance Program (SCHIP) or local program equivalent	0

Ryan White-funded Medical or Dental Assistance	0
<b>Housing Outcomes for Households Served by this Activity</b>	<b>0</b>
<i>In the context of PHP, "exited" means the housing situation into which the household was placed using the PHP assistance.</i>	
How many households exited to other HOPWA housing programs?	0
How many households exited to other housing subsidy programs?	0
How many households exited to private housing?	0

**General Data Check: If you report expenditures you must report corresponding households. If you report households, you must report expenditures.**

The total in Row 6 should include overhead (staff costs, fringe, etc.).

***Income Sources in Rows 9-21:***

Report ALL sources of income for HOPWA-eligible households (including those for other household members).

**Data Check: Sum of 9-21 as shown in Row 8 must be = to or > than Row 4**

***Medical Insurance in Rows 24-29:*** Report ALL of the specific insurance types listed that were accessed by HOPWA-eligible households (including those for other household members). The sum of this section does NOT have to match your household total.

**Data Check: If 24-29 are all "0", provide explanation in "PHP" section of "Data Quality Notes" Tab.**

***Housing Outcomes in Rows 32-34:***

**Data Check: Sum of 32-34 as shown in Row 30 must be = to Row 4: if not, provide explanation in "PHP" section of "Data Quality Notes" Tab.**



**Complete for all households served with HOPWA-funded Housing Information Services by your organization in the reporting year.**

*See definition of "Housing Information Services" on "Performance Report Cover" tab.*

<b>Question</b>	<b>This Report</b>
<b><i>Households Served by this Activity</i></b>	
How many households were served with housing information services?	106
<b><i>Housing Information Services Expenditures</i></b>	
What were the HOPWA funds expended for Housing Information Services?	0

**General Data Check: If you report expenditures you must report corresponding households. If you report households, you must report expenditures.**

**NOTE:** The total in Row 6 should include overhead (staff costs, fringe, etc.).

**Complete for all households served with HOPWA funded Supportive Services by your organization in the reporting year.**

*Note that this table also collects **HOPWA Supportive Service expenditures.***

Questions	This Report	
	Number of Households	Expenditures
<b>Households and Expenditures for Supportive Service Types</b>		
What were the expenditures and number of households for each of the following types of supportive services in the program year?		
Adult Day Care and Personal Assistance	0	0
Alcohol-Drug Abuse	0	0
Child Care	0	0
Case Management	106	0
Education	0	0
Employment Assistance and Training	0	0
Health/Medical Services	0	0
Legal Services	0	0
Life Skills Management	0	0
Meals/Nutritional Services	0	0
Mental Health Services	0	0
Outreach	0	0
Transportation	0	0
Any other type of HOPWA funded, HUD approved supportive service?	0	0
What were the other type(s) of supportive services provided? (150 characters)		
<b>Deduplication of Supportive Services</b>		
How many households received more than one of any type of Supportive Services?	0	

<b>Deduplicated Supportive Services Household Total (based on amounts reported in Rows 5-21 above):</b>	<b>106</b>	
---	------------	--

**General Data Check: If you report expenditures you must report corresponding households. If you report households, you must report expenditures.**

**Column B:** enter the unduplicated number of households served by each type of **HOPWA-FUNDED** Supportive Services

**Column C:** Report all HOPWA expenditures associated with delivering each type of **HOPWA-FUNDED** Supportive Services. This total should include overhead (staff costs, fringe, etc.).

**NOTE:** The grantee can determine how to report/distribute overhead costs (i.e., all overhead included in one row, or divided across categories with expenditures. All sponsors should report in the same manner.

**Data Check: If your unduplicated household total calculated in Cell B23 appears incorrect, adjust Row 21.**

**Only Competitive Grantees with an "Other Housing Activity" approved in their grant agreement should complete this tab.**

<b>"Other" Housing Activities -- Households and Expenditures Served by this Activity</b>	<b>This Report</b>
How many households were served with "Other Housing Activity" assistance?	0
What were the HOPWA funds expended for "Other Housing Activity" assistance?	0
What is the "Other" HOPWA budget line item approved in the grant agreement? (150 characters)	

Activity Review	TBRA	P-FBH	ST-TFBH	STRMU	PHP	Housing Info	SUPP SVC	Other Competitive Activity	
<b>Total Households Served in ALL Activities from this report for each Activity .</b>	29	0	0	77	0	106	106	0	
<b>Housing Subsidy Assistance Household Count Deduplication</b>		<p><b>Data Check: The highest unduplicated activity total shown in row 2 on this ATC tab must be equal to or less than the HOPWA-Eligible individual total reported in row 27 on the DEM &amp; Prior Living Tab. The HOPWA-Eligible individual total from row 27 is also shown directly to the right for your reference.</b></p>							
<i>Total Housing Subsidy Assistance (from the TBRA, P-FBH, ST-TFBH, STRMU, PHP, Other Competitive Activity counts above)</i>	106								DEM tab, row 27:
How many households received more than one type of HOPWA Housing Subsidy Assistance for TBRA, P-FBH, ST-TFBH, STRMU, PHP, Other Competitive Activity?	0								106
<b>Total Unduplicated Housing Subsidy Assistance Household Count</b>	106								
<b>Access to Care (ATC)</b>									
<b>Complete HOPWA Outcomes for Access to Care and Support for all households served with HOPWA housing assistance and "other competitive activities" in the reporting year.</b>									
<b>Questions</b>	<b>This Report</b>	<p><b>Rows 10-15: Data Checks:</b>  <b>The values entered in each of these rows individually cannot be greater than the value calculated in Row 6.</b>   <b>If insurance or income were reported on any of the activity tabs, Rows 12 &amp; 15 should be completed accordingly.</b>   <b>If all Rows are "0", provide explanation in Access to Care section of Data Quality Notes Tab.</b>   <b>Reminders:</b> 1. Contact with a case manager does not have to be a HOPWA-funded case manager.  2. Access to medical insurance can include those who accessed other types of insurance not included in the activity tabs.</p>							
How many households had contact with a case manager?	106								
How many households developed a housing plan for maintaining or establishing stable housing?	106								
How many households accessed and maintained medical insurance and/or assistance?	106								
How many households had contact with a primary health care provider?	106								
How many households accessed or maintained qualification for sources of income?	50								
How many households obtained/maintained an income-producing job during the program year (with or without any HOPWA-related assistance)?	55								
<b>Subsidy Assistance with Supportive Service, Funded Case Management</b>									
<b>Questions</b>	<b>This Report</b>	<p><b>Data Check: Individually, Rows 18 &amp; 19 cannot be &gt; than the lesser of Cells H2 or B6.</b>   In Rows 18 &amp; 19, report on Housing Subsidy Assistance households as calculated in Row 6 ONLY.   Case management is a supportive service; therefore, all individuals reported in Row 18 should be included in total reported in Row 19.</p>							
How many households received any type of HOPWA Housing Subsidy Assistance and HOPWA Funded Case Management?	0								
How many households received any type of HOPWA Housing Subsidy Assistance and HOPWA Supportive Services?	106								

**Complete for all HOPWA Facility-based Capital Development Projects that received Capital Development funds in this reporting year. This includes projects that received HOPWA Capital Development funds and opened to residents in this reporting year.**

**Note: Scattered site facilities may be reported as one facility.**

Question	Facility 1
<b>Facility Information</b>	
What is the <b>name</b> of the facility using HOPWA for capital development (acquisition or rehabilitation)?	
For facilities being rehabilitated, what was the total amount of funding spent on rehabilitation?	0
What type of development was funded (new construction, rehabilitation, acquisition)?	
<b>For facilities being rehabilitated only</b> , what is the final value of the building after rehabilitation is complete?	0
What type of housing (Permanent or Short-term/Transitional) was developed?	
For Capital Development facilities, what is the purchase or lease date of the property?	
For Capital Development facilities, what is the date the construction or rehabilitation started (if applicable)?	
<b>Capital Development Expenditures</b>	
How much was expended in this year on acquisition, for each facility?	0
How much was expended on rehabilitation, for each facility?	0
How much was expended on new construction, for each facility?	0
Was the development facility placed into service <b>during this program year? Yes or No.</b>	
<b>Complete for Capital Development Facilities Opened This Year ONLY. If the facility was not opened this year, skip this section.</b> <b>Data Checks: If Row 15 is yes, complete rows 17-24, and Rows 19 &amp; 20 must be a date within the reporting year.</b>	
How many total units were placed into service this year?	0
What date did the supportive services begin?	
What date was the construction or rehabilitation completed?	
What date did residents begin to occupy the facility?	

Is there a waiting list maintained for the facility? <b>Yes or No.</b>	
If there is a waiting list, how many households are on the waiting list?	0
How many total units (HOPWA and non-HOPWA units) were developed in this facility?	0
How many units in this facility were developed with HOPWA funds?	0
<b>For all Facilities</b>	<b>Total Units Designated for the Chronically Homeless</b>
For units constructed (new) and/or acquired <u>with or without</u> rehab:	0
For rental units rehabbed:	0
For homeownership units constructed (if approved):	0

**Capital Development** means the use of HOPWA funds to construct, acquire, or rehabilitate a housing facility.

*There are sixty columns for facilities*

Facility 2	Facility 3	Facility 4	Facility 5	Facility 6
0	0	0	0	0
0	0	0	0	0
0	0	0	0	0
0	0	0	0	0
0	0	0	0	0
0	0	0	0	0

0	0	0	0	0
0	0	0	0	0
0	0	0	0	0
<b>Total Units Designated to Assist the Homeless</b>	<b>Total Units Energy-Star Compliant</b>	<b>Total Units 504 Accessible – Mobility Units – Sensory Units</b>		
0	0	0		
0	0	0		
0	0	0		



es. If more columns are needed, please contact the HOPWA Validation Team.

Facility 7	Facility 8	Facility 9	Facility 10	Facility 11	Facility 12
0	0	0	0	0	0
0	0	0	0	0	0
0	0	0	0	0	0
0	0	0	0	0	0
0	0	0	0	0	0
0	0	0	0	0	0

0	0	0	0	0	0
0	0	0	0	0	0
0	0	0	0	0	0

Facility 13	Facility 14	Facility 15	Facility 16	Facility 17	Facility 18
0	0	0	0	0	0
0	0	0	0	0	0
0	0	0	0	0	0
0	0	0	0	0	0
0	0	0	0	0	0
0	0	0	0	0	0

0	0	0	0	0	0
0	0	0	0	0	0
0	0	0	0	0	0

Facility 19	Facility 20	Facility 21	Facility 22	Facility 23	Facility 24
0	0	0	0	0	0
0	0	0	0	0	0
0	0	0	0	0	0
0	0	0	0	0	0
0	0	0	0	0	0
0	0	0	0	0	0

0	0	0	0	0	0
0	0	0	0	0	0
0	0	0	0	0	0

Facility 25	Facility 26	Facility 27	Facility 28	Facility 29	Facility 30
0	0	0	0	0	0
0	0	0	0	0	0
0	0	0	0	0	0
0	0	0	0	0	0
0	0	0	0	0	0
0	0	0	0	0	0

0	0	0	0	0	0
0	0	0	0	0	0
0	0	0	0	0	0



Facility 31	Facility 32	Facility 33	Facility 34	Facility 35	Facility 36
0	0	0	0	0	0
0	0	0	0	0	0
0	0	0	0	0	0
0	0	0	0	0	0
0	0	0	0	0	0
0	0	0	0	0	0

0	0	0	0	0	0
0	0	0	0	0	0
0	0	0	0	0	0

Facility 37	Facility 38	Facility 39	Facility 40	Facility 41	Facility 42
0	0	0	0	0	0
0	0	0	0	0	0
0	0	0	0	0	0
0	0	0	0	0	0
0	0	0	0	0	0
0	0	0	0	0	0

0	0	0	0	0	0
0	0	0	0	0	0
0	0	0	0	0	0

Facility 43	Facility 44	Facility 45	Facility 46	Facility 47	Facility 48
0	0	0	0	0	0
0	0	0	0	0	0
0	0	0	0	0	0
0	0	0	0	0	0
0	0	0	0	0	0
0	0	0	0	0	0

0	0	0	0	0	0
0	0	0	0	0	0
0	0	0	0	0	0

Facility 49	Facility 50	Facility 51	Facility 52	Facility 53	Facility 54
0	0	0	0	0	0
0	0	0	0	0	0
0	0	0	0	0	0
0	0	0	0	0	0
0	0	0	0	0	0
0	0	0	0	0	0

0	0	0	0	0	0
0	0	0	0	0	0
0	0	0	0	0	0



Facility 55	Facility 56	Facility 57	Facility 58	Facility 59	Facility 60
0	0	0	0	0	0
0	0	0	0	0	0
0	0	0	0	0	0
0	0	0	0	0	0
0	0	0	0	0	0
0	0	0	0	0	0

0	0	0	0	0	0
0	0	0	0	0	0
0	0	0	0	0	0

**Complete for all households who requested Violence Against Women Act (VAWA) protections per 24 CFR 5.2005 with your organization in the reporting year.**

Question	This Report
How many <b>internal</b> emergency transfers were requested?	0
How many <b>internal</b> emergency transfers were granted?	0
How many <b>external</b> emergency transfers were requested?	0
How many <b>external</b> emergency transfers were granted?	0
How many emergency transfers were denied?	0

<b>Grant ID</b>	<b>Grantee</b>	<b>Sponsor ID</b>	<b>Sponsor</b>	<b>File ID</b>
FTX98422	FORT WORTH	S6921528	S6921528_Tarrant County Samaritan Housing, Inc.	24240_084822

**Optional Data Quality Notes**

Use the space below to add notes about the data provided in the workbook that you would like communicated to your HOPWA grantee or HUD's Office of HIV/AIDS Housing staff. Use the ALT+enter keys to create a return in this section.

**GENERAL PROVIDER DATA COMMENTS:**

**HOPWA PROVIDER TAB DATA COMMENTS:**

**Optional Data Quality Notes**

Use the space below to add notes about the data provided in the workbook that you would like communicated to your HOPWA grantee or HUD's Office of HIV/AIDS Housing staff. Use the ALT+enter keys to create a return in this section.

**CONTACT TAB DATA COMMENTS:**

**DEMOGRAPHICS & PRIOR LIVING TAB (DEM & Prior Living) DATA COMMENTS:**

**LEVERAGING AND PROGRAM INCOME TAB DATA COMMENTS:**

**Optional Data Quality Notes**

Use the space below to add notes about the data provided in the workbook that you would like communicated to your HOPWA grantee or HUD's Office of HIV/AIDS Housing staff. Use the ALT+enter keys to create a return in this section.

**TENANT-BASED RENTAL ASSISTANCE TAB (TBRA) DATA COMMENTS:**

**PERMANENT FACILITY-BASED HOUSING TAB (P-FBH) ASSISTANCE DATA COMMENTS:**

**Optional Data Quality Notes**

Use the space below to add notes about the data provided in the workbook that you would like communicated to your HOPWA grantee or HUD's Office of HIV/AIDS Housing staff. Use the ALT+enter keys to create a return in this section.

**SHORT-TERM/TRANSITIONAL FACILITY-BASED HOUSING TAB (ST-TFBH) ASSISTANCE DATA COMMENTS:**

**SHORT-TERM RENT, MORTGAGE, AND UTILITY TAB (STRMU) ASSISTANCE DATA COMMENTS:**

**PERMANENT HOUSING PLACEMENT TAB (PHP) DATA COMMENTS:**

**HOUSING INFORMATION TAB DATA COMMENTS:**



**Optional Data Quality Notes**

Use the space below to add notes about the data provided in the workbook that you would like communicated to your HOPWA grantee or HUD's Office of HIV/AIDS Housing staff. Use the ALT+enter keys to create a return in this section.

**OTHER COMPETITIVE ACTIVITY TAB DATA COMMENTS:**

**ACCESS TO CARE TAB (ATC & Totals) DATA COMMENTS:**

**CAPITAL DEVELOPMENT TAB (CAP DEV) DATA COMMENTS:**

**VIOLENCE AGAINST WOMENT ACT TAB (VAWA) DATA COMMENTS:**

**Please complete for organizations designated to serve as project sponsor, i.e., organizations involved in the direct delivery of services for client households, as defined by 24 CFR 574.3.**

<b>Project Sponsor Questions</b>	<b>Responses</b>
What is the organization's name?	Tarrant County Samaritan Housing, Inc.
What is the organization's Unique Entity Identifier (UEI)?	DRPTPYMVQ84
What is the organization's Employer ID Number (EIN) or Tax ID Number (TIN)?	75-2401109
What is the HOPWA contract amount for this organization?	\$1,300,000
What is the organization's business street address?	929 Hemphill Street
In what city is the organization's business address?	Fort Worth
In what county is the organization's business address?	Tarrant County
In what state is the organization's business address?	Texas
What is the organization's business address zip code?	76104-3111
What is the organization's parent company, if applicable?	
What department administers the organization's grant?	Finance
What is the organization's phone number (including extension)?	817-332-6410 ext 177
What is the organization's fax number?	817-332-6409
What is the organization's website?	<a href="http://www.samaritanhouse.org">www.samaritanhouse.org</a>
What is the organization's Facebook page?	<a href="https://www.facebook.com/SamaritanhouseFW">https://www.facebook.com/SamaritanhouseFW</a>
What is the organization's Twitter handle?	
Is this a faith-based organization? <b>Yes or No.</b>	No
Is this a nonprofit organization? <b>Yes or No.</b>	Yes
Is this a grassroots organization? <b>Yes or No.</b>	No
What are the cities of the organization's primary service area?	Fort Worth
What are the counties of the organization's primary service area?	Tarrant, Parker, Johnson, and Wise Counties
In what congressional district is the organization located?	12
In what congressional district is the primary service area?	12

**Please complete for organizations designated to serve as project sponsor, i.e., organizations involved in the direct delivery of services for client households, as defined by 24 CFR 574.3.**

Project Sponsor Questions	Responses
Is there a waiting list for HOPWA housing subsidy assistance services in the organization's service area? <b>Yes or No.</b>	Not at this time. We were able to accommodate the individuals who were waiting.
<b>Provider Non-Direct Service Expenditures</b>	
What were the total HOPWA funds expended for Administration costs?	\$39,072.30
How much was expended on Technical Assistance?	0
How much was expended on Resource Identification?	0

**Contact Information for your Organization**

Only organizations designated as project sponsors (see definition of "Project Sponsor Organization" in Performance Report Cover tab) should complete this tab.

Question	Responses
<b>Contact Information for Primary Program Contact</b>	
What is the Primary Program contact name?	Kimberly Robninson
What is the Primary Program contact title?	President/CEO
In what department does the Primary Program contact work?	All
What is the Primary Program contact email?	krobinson@samaritanhouse.org
What is the Primary Program contact phone number (including extension)?	817-332-6410 ext 177
What is the Primary Program contact fax number?	817-332 -6409
<b>Contact Information for Secondary Program Contact</b>	
What is the Secondary Program contact name?	Givemore Mutubuki
What is the Secondary Program contact title?	Controller
In what department does the Secondary Program contact work?	Accounting
What is the Secondary Program contact email?	gmutubuki@samaritanhouse.or
What is the Secondary Program contact phone number (including extension)?	817-332-6410 ext 129
What is the Secondary Program contact fax number?	817-332-6409
<b>Contact Information for Individuals Seeking Services</b>	
What is the Services contact name?	Dr. Kianna Cureaux
What is the Services contact title?	Sr. Programs Director
In what department does the Services contact work?	Programs
What is the Services contact email?	kcureaux@samaritanhouse.org
What is the Services contact phone number (including extension)?	817-332-6410 ext 178
What is the Services contact fax number?	

**Complete the age, gender, race, and ethnicity information fo all individuals served with all types of HOPWA assistance.**  
**See totals in rows 27 and 28.**

A. For each racial category, how many HOPWA-eligible Individuals identified as such?	Male				Female				Gender Nonbinary				Transgender Female				Transgender Male				Gender not Disclosed/Prefers not to Answer				Of the total number of individuals reported for each racial category, how many also identify as Hispanic or Latinx?  Total Hispanic or Latinx	
	Younger Than 18	18-30	31-50	51 or Older	Younger Than 18	18-30	31-50	51 or Older	Younger Than 18	18-30	31-50	51 or Older	Younger Than 18	18-30	31-50	51 or Older	Younger Than 18	18-30	31-50	51 or Older	Younger Than 18	18-30	31-50	51 or Older		
Asian	0	0	0	0	0	0	0	0	0	0	0	0	0	0	0	0	0	0	0	0	0	0	0	0	0	
Asian & White	0	0	0	0	0	0	0	0	0	0	0	0	0	0	0	0	0	0	0	0	0	0	0	0	0	0
Black/African American	0	4	30	7	0	0	12	4	0	0	0	0	0	0	0	0	0	0	0	0	0	0	0	0	0	
Black/African American & White	0	0	0	0	0	0	0	0	0	0	0	0	0	0	0	0	0	0	0	0	0	0	0	0	0	
American Indian/Alaskan Native	0	0	0	0	0	0	0	0	0	0	0	0	0	0	0	0	0	0	0	0	0	0	0	0	0	
American Indian/Alaskan Native & Black/African American	0	0	0	0	0	0	0	0	0	0	0	0	0	0	0	0	0	0	0	0	0	0	0	0	0	
American Indian/Alaskan Native & White	0	0	0	0	0	0	0	0	0	0	0	0	0	0	0	0	0	0	0	0	0	0	0	0	0	
Native Hawaiian/Other Pacific Islander	0	0	0	0	0	0	0	0	0	0	0	0	0	0	0	0	0	0	0	0	0	0	0	0	0	
Other Multi-Racial	0	0	0	0	0	0	0	0	0	0	0	0	0	0	0	0	0	0	0	0	0	0	0	0	0	
White	0	0	28	4	0	0	4	5	0	0	0	0	0	0	0	0	0	0	0	0	0	0	0	0	0	
B. For each racial category, how many other household members (beneficiaries) identified as such?	Male				Female				Gender Nonbinary				Transgender Female				Transgender Male				Gender not Disclosed				Of the total number of individuals reported for each racial category, how many also identify as Hispanic or Latinx?  Total Hispanic or Latinx	
	Younger Than 18	18-30	31-50	51 or Older	Younger Than 18	18-30	31-50	51 or Older	Younger Than 18	18-30	31-50	51 or Older	Younger Than 18	18-30	31-50	51 or Older	Younger Than 18	18-30	31-50	51 or Older	Younger Than 18	18-30	31-50	51 or Older		
b. Asian	0	0	0	0	0	0	0	0	0	0	0	0	0	0	0	0	0	0	0	0	0	0	0	0	0	
b. Asian & White	0	0	0	0	0	0	0	0	0	0	0	0	0	0	0	0	0	0	0	0	0	0	0	0	0	
b. Black/African American	0	3	3	0	0	4	5	1	0	0	0	0	0	0	0	0	0	0	0	0	0	0	0	0	0	
b. Black/African American & White	0	0	0	0	0	0	0	0	0	0	0	0	0	0	0	0	0	0	0	0	0	0	0	0	0	
b. American Indian/Alaskan Native	0	0	0	0	0	0	0	0	0	0	0	0	0	0	0	0	0	0	0	0	0	0	0	0	0	
b. American Indian/Alaskan Native & Black/African American	0	0	0	0	0	0	0	0	0	0	0	0	0	0	0	0	0	0	0	0	0	0	0	0	0	
b. American Indian/Alaskan Native & White	0	0	0	0	0	0	0	0	0	0	0	0	0	0	0	0	0	0	0	0	0	0	0	0	0	
b. Native Hawaiian/Other Pacific Islander	0	0	0	0	0	0	0	0	0	0	0	0	0	0	0	0	0	0	0	0	0	0	0	0	0	
b. Other Multi-Racial	0	0	0	0	0	0	0	0	0	0	0	0	0	0	0	0	0	0	0	0	0	0	0	0	0	
b. White	0	0	0	0	0	0	2	0	0	0	0	0	0	0	0	0	0	0	0	0	0	0	0	0	0	

**Total number of HOPWA-eligible individuals served with HOPWA assistance (rows 4-13):** 98

**Data Check: The total in Row 27 must = unduplicated household count across all activities.**

**Total number of other household members (beneficiaries) served with HOPWA assistance (rows 16-25):** 18

How many other household members (beneficiaries) are HIV+? 1

How many other household members (beneficiaries) are HIV negative or have an unknown HIV status? 8

**Data Check: Sum of 29 & 30 must be = to Row 28**

**Complete Prior Living Situations for HOPWA-eligible Individuals served by TBRA, P-FBH, ST-TFBH, or PHP**

How many HOPWA-eligible individuals continued receiving HOPWA assistance from the previous year? 70

How many individuals newly receiving HOPWA assistance came from:

A place not meant for human habitation? 3

An emergency shelter? 0

A transitional housing facility for formerly homeless persons? 4

A permanent housing situation for formerly homeless persons? 0

A psychiatric hospital or other psychiatric facility? 0

**Data Check: SUM of rows 32 + 34-47 must equal your unduplicated household count for TBRA, P-FBH, ST-TFBH & PHP activities (Do not include Supportive Services or STRMU houtholds in this section).**

A substance abuse facility?	8
A non-psychiatric hospital?	0
A foster care home?	0
Jail, prison, or a juvenile detention facility?	0
A rented room, apartment or house?	3
A house the individual owned?	0
Staying at someone else's house?	8
A hotel or motel paid for by the individual?	0
Any other prior living situation?	0
How many individuals newly receiving HOPWA assistance didn't report or refused to report their prior living situation?	0
How many individuals newly receiving HOPWA assistance during this program year reported a prior living situation of homelessness [place not for human habitation, emergency shelter, transitional housing]:	7
Also meet the definition of experiencing chronic homelessness?	0
Also were veterans?	0

**Data Checks: Row 50 cannot be > Row 49**  
**Row 51 cannot be > Row 49**

Report the source(s) of cash or in-kind leveraged federal, state, local or private resources identified in either the Consolidated or Annual Plan (for formula grantees) or the grant proposal/application (for competitive grantees) and used in the delivery of the HOPWA program and the amount of leveraged dollars.

What is the amount and type of leveraged funding that was provided by any of these sources?	Funding for this Report	Was this a Housing Subsidy Assistance? Yes or No.
ESG	0	
HOME	0	
Ryan White	154463.4	NO
Continuum of Care (CoC)	0	
Low-Income Housing Tax Credit	0	
Housing Choice Voucher Program	0	
Private grants	0	
In-kind resources	0	
Grantee cash	0	
<b>Other types of private or public funding:</b>		
Other FUNDING_1	27613.4	NO
Other FUNDING_2	0	
Other FUNDING_3	0	
Other FUNDING_4	0	
Other FUNDING_5	0	
Other FUNDING_6	0	
Other FUNDING_7	0	
Other FUNDING_8	0	
Other FUNDING_9	0	
Other FUNDING_10	0	
Other FUNDING_11	0	
Other FUNDING_12	0	
Other FUNDING_13	0	
Other FUNDING_14	0	
Other FUNDING_15	0	
<b>Program Income</b>	<b>0</b>	
What was the amount of program income collected from resident rent payments in the program year?	0	
What was the amount of program income collected from other sources (non-resident payments) in the program year?	0	
<b>Uses of Program Income</b>	<b>0</b>	
What was the amount of total program income that was spent on housing assistance in the program year?	0	
What was the amount of total program income that was spent on supportive services or other non-housing costs in the program year?	0	
<b>Rent Payments Made by HOPWA Housing Subsidy Assistance Recipients Directly to Private Landlords</b>		
What was the amount of resident rent payment that residents paid directly to private landlords?	0	

Scroll to the bottom of this tab for required Program Income reporting questions.

Complete Rows 3-11 for specific leveraging sources listed in Column A.  
**Column B:** Should be a single dollar amount.  
**Column C:** Should be a "Yes" or "No" response only to indicate whether any of the reported funds were for Housing Subsidy Assistance. Do not add explanations on this tab.

**NOTE:** Enter any leveraged project sponsor cash in row 11, "Grantee cash."

In rows 13-27, enter other leveraged funds not included in the sources listed Rows 3-11.  
**Column A:** Do not enter anything; you do not need to report the specific source of the leveraged funds.  
**Column B:** Should be a single dollar amount.  
**Column C:** Should have "Yes" or "No" response only as to whether any of the reported funds were for Housing Subsidy Assistance. Do not add explanations or other text.

If P-FBH or ST-TFBH activity reported and Row 29 is "0", provide an explanation in "Leveraging" section of the "Data Quality Notes" Tab  
 If Subsidy Assistance activity reported and Row 30 is "0", provide an explanation in "Leveraging" section of the "Data Quality Notes" Tab

If TBRA activity reported and Row 35 is "0", provide an explanation in "Leveraging" section of the "Data Quality Notes" Tab

**Complete this section for all Households served with HOPWA Tenant-Based Rental Assistance (TBRA) by your organization in the reporting year.**

<b>Question</b>	<b>This Report</b>
<b><i>TBRA Households Served and Expenditures</i></b>	
How many households were served with HOPWA TBRA assistance?	27
What were the total HOPWA funds expended for TBRA rental assistance?	\$262,751.50
<b><i>Other (Non-TBRA) Rental Assistance Households Served and Expenditures (Other Non-TBRA Rental Assistance activities must be approved in the grant agreement).</i></b>	
How many total households were served with Other (non-TBRA) Rental Assistance?	
What were the total HOPWA funds expended for Other (non-TBRA) Rental Assistance, as approved in the grant agreement?	
Describe the Other (non-TBRA) Rental Assistance provided. (150 characters).	
<b><i>TBRA Household Total (TBRA + Other)</i></b>	<b>27</b>
<b><i>Income Levels for Households Served by this Activity</i></b>	<b>27</b>
What is the number of households with income below 30% of Area Median Income?	26
What is the number of households with income between 31% and 50% of Area Median Income?	1
What is the number of households with income between 51% and 80% of Area Median Income?	0
<b><i>Sources of Income for Households Served by this Activity</i></b>	
How many households accessed or maintained access to the following sources of income in the past year?	<b>37</b>
Earned Income from Employment	5
Retirement	1
SSI	7
SSDI	9
Other Welfare Assistance (Supplemental Nutrition Assistance Program, WIC, TANF, etc.)	8
Private Disability Insurance	0
Veteran's Disability Payment (service or non-service connected payment)	0
Regular contributions or gifts from organizations or persons not residing in the residence	0
Worker's Compensation	0
General Assistance (GA), or local program	0



**Complete this section for all Households served with HOPWA Tenant-Based Rental Assistance (TBRA) by your organization in the reporting year.**

<b>Question</b>	<b>This Report</b>
Unemployment Insurance	0
Other Sources of Income	0
How many households maintained <b>no</b> sources of income?	7
<b><i>Medical Insurance/Assistance for Households Served by this Activity</i></b>	
How many households accessed or maintained access to the following sources of medical insurance in the past year?	
MEDICAID Health Program or local program equivalent	3
MEDICARE Health Insurance or local program equivalent	2
Veterans Affairs Medical Services	0
AIDS Drug Assistance Program	0
State Children's Health Insurance Program (SCHIP) or	0
Ryan White-funded Medical or Dental Assistance	21
<b><i>Health Outcomes for HOPWA-Eligible Individuals Served by this Activity</i></b>	
How many HOPWA-eligible individuals served with TBRA this year have <i>ever</i> been prescribed Anti-Retroviral Therapy?	27
How many HOPWA-eligible persons served with TBRA have shown an improved viral load or achieved viral suppression?	17
<b><i>Longevity for Households Served by this Activity</i></b>	
	<b>27</b>
How many households have been served with TBRA for less than one year?	0
How many households have been served with TBRA for more than one year, but less than five years?	6
How many households have been served with TBRA for more than five years, but less than 10 years?	13
How many households have been served with TBRA for more than 10 years, but less than 15 years?	6
How many households have been served with TBRA for more than 15 years?	2
<b><i>Housing Outcomes for Households Served by this Activity</i></b>	
	<b>27</b>
How many households continued receiving HOPWA TBRA assistance into the next year?	23

**Complete this section for all Households served with HOPWA Tenant-Based Rental Assistance (TBRA) by your organization in the reporting year.**

Question	This Report
How many households exited to other HOPWA housing programs?	0
How many households exited to other housing subsidy programs?	1
How many households exited to an emergency shelter?	1
How many households exited to private housing?	1
How many households exited to transitional housing (time limited - up to 24 months)?	0
How many households exited to an institutional arrangement expected to last less than six months?	0
How many households exited to institutional arrangement expected to last more than six months?	0
How many households exited to a jail/prison term expected to last less than six months?	0
How many households exited to a jail/prison term expected to last more than six months?	0
How many households exited to a situation that isn't transitional, but is not expected to last more than 90 days and their housing situation after those 90 days is uncertain?	0
How many households exited to a place not meant for human habitation?	0
How many households were disconnected from care?	0
How many of the HOPWA eligible individuals died?	1















**Complete this section for Facilities, Households served with HOPWA Short-Term or Transitional Facility-Based Housing assistance by your organization in the reporting year. **Note: Scattered-Site Facilities may be reported as one Facility.****

*Examples include Short-Term and Transitional Housing Types, Facility Based Housing with a tenure of fewer than 24 months, short-term treatment or health facilities, hotel-motel vouchers.*

Question	Facility 1
<b>Facility Information</b>	
What is the <b>name</b> of the housing facility?	
Is the facility a medically assisted living facility? <b>Yes or No.</b>	
Was the housing facility placed into service during this program year? <b>Yes or No.</b>	
For housing facilities placed into service <i>during this program year</i> , how many units were placed into service? <b>[Do not complete if facility placed in service in prior years.]</b>	0
<b>Leasing -- Households and Expenditures Served by this Activity</b> <i>Expenditures total should include overhead (staff costs, fringe, etc.).</i>	
How many households received Transitional/Short-Term Facility-Based Housing Leasing support for each facility?	0
What were the HOPWA funds expended for Transitional/Short-Term Facility-Based Housing Leasing Costs for each facility?	0
<b>Operating -- Households and Expenditures Served by this Activity</b> <i>Expenditures total should include overhead (staff costs, fringe, etc.).</i>	
How many households received Transitional/Short-Term Facility-Based Housing Operating support for each facility?	0
What were the HOPWA funds expended for Transitional/Short-Term Facility-Based Housing Operating Costs for each facility?	0
<b>Hotel-Motel -- Households and Expenditures Served by this Activity</b> <i>Expenditures total should include overhead (staff costs, fringe, etc.).</i>	
How many households received Hotel-Motel cost support for each	0
What were the HOPWA funds expended for Hotel-Motel Costs for each facility?	0
<b>Other Housing Support -- Households and Expenditures Served by this Activity</b> <i>Expenditures total should include overhead (staff costs, fringe, etc.).</i>	
How many households received Other types of Transitional/Short-Term Facility-Based Housing support for each facility?	0

What were the HOPWA funds expended for Other types of Transitional/Short-Term Facility-Based Housing for each facility?	0
For households served with Other Transitional/Short-Term Facility-Based Housing, what type of service were they provided? (150 characters)	
<b>ST-TFBH Deduplication</b>	
How many households received more than one type of ST-TFBH <b>for each facility</b> ? (Leasing, Operating, Hotel-Motel, Other)	0
<b>Total Deduplicated Household Count</b>	<b>0</b>
<b>Income Levels for Households Served by this Activity</b> <b>Data Check: Sum of 26-28 as shown in Row 24 must be = to Row 23</b>	<b>0</b>
What is the number of households with income below 30% of Area Median Income?	0
What is the number of households with income between 31% and 50% of Area Median Income?	0
What is the number of households with income between 51% and 80% of Area Median Income?	0
<b>Sources of Income for Households Served by this Activity</b> <b>Data Check: Sum of 31-43 as shown in Row 30 must be = to or &gt; than Row 23</b>	
How many households accessed or maintained access to the following sources of income in the past year?	<b>0</b>
Earned Income from Employment	0
Retirement	0
SSI	0
SSDI	0
Other Welfare Assistance (Supplemental Nutrition Assistance Program, WIC, TANF, etc.)	0
Private Disability Insurance	0
Veteran's Disability Payment (service or non-service connected	0
Regular contributions or gifts from organizations or persons not residing in the residence	0
Worker's Compensation	0
General Assistance (GA), or local program	0
Unemployment Insurance	0
Other Sources of Income	0
How many households maintained <b>no</b> sources of income?	0
<b>Medical Insurance/Assistance for Households Served by this Activity</b> <b>Data Check: If 46-51 are all "0", provide explanation in ST-TFBH section of Data Quality Notes Tab.</b>	
How many households accessed or maintained access to the following sources of medical insurance in the past year?	
MEDICAID Health Program or local program equivalent	0
MEDICARE Health Insurance or local program equivalent	0
Veterans Affairs Medical Services	0

AIDS Drug Assistance Program	0
State Children's Health Insurance Program (SCHIP) or local program equivalent	0
Ryan White-funded Medical or Dental Assistance	0
<b>Longevity for Households Served by this Activity</b>	<b>0</b>
<b>Data Check: Sum of 54-58 as shown in Row 52 must be = to Row 23</b>	
How many households have been served by short-term/transitional facility-based housing for less than one year?	0
How many households have been served by short-term/transitional facility-based housing for more than one year, but less than five years?	0
How many households have been served by short-term/transitional facility-based housing for more than five years, but less than 10 years?	0
How many households have been served by short-term/transitional facility-based housing for more than 10 years, but less than 15 years?	0
How many households have been served by short-term/transitional facility-based housing for more than 15 years?	0
<b>Housing Outcomes for Households Served by this Activity</b>	<b>0</b>
<b>Data Check: Sum of 61-74 as shown in Row 59 must be = to Row 23</b>	
How many households continued receiving this type of HOPWA assistance into the next year?	0
How many households exited to other HOPWA housing programs?	0
How many households exited to other housing subsidy programs?	0
How many households exited to an emergency shelter?	0
How many households exited to private housing?	0
How many households exited to transitional housing (time limited - up to 24 months)?	0
How many households exited to institutional arrangement expected to last less than six months?	0
How many households exited to institutional arrangement expected to last more than six months?	0
How many households exited to a jail/prison term expected to last less than six months?	0
How many households exited to a jail/prison term expected to last more than six months?	0
How many households exited to a situation that isn't transitional, but is not expected to last more than 90 days and their housing situation after those 90 days is uncertain?	0
How many households exited to a place not meant for human habitation?	0
How many households were disconnected from care?	0
How many of the HOPWA eligible individuals died?	0

**General Data Check: If you report expenditures you must report corresponding households. If you report households, you must report expenditures.**

Facility 2	Facility 3	Facility 4	Facility 5
0	0	0	0
0	0	0	0
0	0	0	0
0	0	0	0
0	0	0	0
0	0	0	0
0	0	0	0
0	0	0	0





*There are sixty columns for facilities. If more columns are needed, please contact the HOPWA Va*

Facility 6	Facility 7	Facility 8	Facility 9
0	0	0	0
0	0	0	0
0	0	0	0
0	0	0	0
0	0	0	0
0	0	0	0
0	0	0	0
0	0	0	0







*Validation Team.*

Facility 10	Facility 11	Facility 12	Facility 13
0	0	0	0
0	0	0	0
0	0	0	0
0	0	0	0
0	0	0	0
0	0	0	0
0	0	0	0
0	0	0	0





Facility 14	Facility 15	Facility 16	Facility 17
0	0	0	0
0	0	0	0
0	0	0	0
0	0	0	0
0	0	0	0
0	0	0	0
0	0	0	0
0	0	0	0





Facility 18	Facility 19	Facility 20	Facility 21
0	0	0	0
0	0	0	0
0	0	0	0
0	0	0	0
0	0	0	0
0	0	0	0
0	0	0	0
0	0	0	0







Facility 22	Facility 23	Facility 24	Facility 25
0	0	0	0
0	0	0	0
0	0	0	0
0	0	0	0
0	0	0	0
0	0	0	0
0	0	0	0
0	0	0	0





Facility 26	Facility 27	Facility 28	Facility 29
0	0	0	0
0	0	0	0
0	0	0	0
0	0	0	0
0	0	0	0
0	0	0	0
0	0	0	0
0	0	0	0







Facility 30	Facility 31	Facility 32	Facility 33
0	0	0	0
0	0	0	0
0	0	0	0
0	0	0	0
0	0	0	0
0	0	0	0
0	0	0	0
0	0	0	0





Facility 34	Facility 35	Facility 36	Facility 37
0	0	0	0
0	0	0	0
0	0	0	0
0	0	0	0
0	0	0	0
0	0	0	0
0	0	0	0
0	0	0	0





Facility 38	Facility 39	Facility 40	Facility 41
0	0	0	0
0	0	0	0
0	0	0	0
0	0	0	0
0	0	0	0
0	0	0	0
0	0	0	0
0	0	0	0







Facility 42	Facility 43	Facility 44	Facility 45
0	0	0	0
0	0	0	0
0	0	0	0
0	0	0	0
0	0	0	0
0	0	0	0
0	0	0	0
0	0	0	0





Facility 46	Facility 47	Facility 48	Facility 49
0	0	0	0
0	0	0	0
0	0	0	0
0	0	0	0
0	0	0	0
0	0	0	0
0	0	0	0
0	0	0	0





Facility 50	Facility 51	Facility 52	Facility 53
0	0	0	0
0	0	0	0
0	0	0	0
0	0	0	0
0	0	0	0
0	0	0	0
0	0	0	0
0	0	0	0







Facility 54	Facility 55	Facility 56	Facility 57
0	0	0	0
0	0	0	0
0	0	0	0
0	0	0	0
0	0	0	0
0	0	0	0
0	0	0	0
0	0	0	0





Facility 58	Facility 59	Facility 60
0	0	0
0	0	0
0	0	0
0	0	0
0	0	0
0	0	0
0	0	0
0	0	0







**Complete this section for all Households served with HOPWA Short-Term Rent, Mortgage, and Utilities Assistance (STRMU) by your organization in the reporting year.**

Question	This Report
<b>Households Served by this Activity - STRMU Breakdown</b>	
a. How many households were served with STRMU mortgage assistance <b>only</b> ?	0
b. How many households were served with STRMU rental assistance <b>only</b> ?	0
c. How many households were served with STRMU utilities assistance <b>only</b> ?	0
d. How many households received more than one type of STRMU assistance?	0
<b>STRMU Households Total</b>	<b>0</b>
<b>STRMU Expenditures</b>	
What were the HOPWA funds expended for the following budget line items?	
STRMU mortgage assistance	0
STRMU rental assistance	0
STRMU utility assistance	0
<b>Total STRMU Expenditures</b>	<b>0</b>
<b>Income Levels for Households Served by this Activity</b>	<b>0</b>
What is the number of households with income below 30% of Area Median Income?	0
What is the number of households with income between 31% and 50% of Area Median Income?	0
What is the number of households with income between 51% and 80% of Area Median Income?	0
<b>Sources of Income for Households Served by this Activity</b>	
How many households accessed or maintained access to the following sources of income in the past year?	<b>0</b>
Earned Income from Employment	0
Retirement	0
SSI	0
SSDI	0
Other Welfare Assistance (Supplemental Nutrition	0
Private Disability Insurance	0
Veteran's Disability Payment (service or non-service	0
Regular contributions or gifts from organizations or	0
Worker's Compensation	0
General Assistance (GA), or local program	0

**Complete this section for all Households served with HOPWA Short-Term Rent, Mortgage, and Utilities Assistance (STRMU) by your organization in the reporting year.**

<b>Question</b>	<b>This Report</b>
Unemployment Insurance	0
Other Sources of Income	0
How many households maintained <b>no</b> sources of income?	0
<b><i>Medical Insurance/Assistance for Households Served by this Activity</i></b>	
How many households accessed or maintained access to the following sources of medical insurance in the past year?	
MEDICAID Health Program or local program equivalent	0
MEDICARE Health Insurance or local program equivalent	0
Veterans Affairs Medical Services	0
AIDS Drug Assistance Program	0
State Children's Health Insurance Program (SCHIP) or local program equivalent	0
Ryan White-funded Medical or Dental Assistance	0
<b><i>Longevity for Households Served by this Activity</i></b>	<b>0</b>
How many households have been served by STRMU for the first time this year?	0
How many households also received STRMU assistance during the previous STRMU eligibility period?	0
How many households received STRMU assistance <b>more than twice</b> during the previous five eligibility periods?	0
How many households received STRMU assistance during the last five <b>consecutive</b> eligibility periods?	0
<b><i>Housing Outcomes for Households Served by this Activity</i></b>	<b>0</b>
How many households continued receiving this type of HOPWA assistance into the next year?	0
How many households exited to other HOPWA housing programs?	0
How many households exited to other housing subsidy programs?	0
How many households exited to an emergency shelter?	0

**Complete this section for all Households served with HOPWA Short-Term Rent, Mortgage, and Utilities Assistance (STRMU) by your organization in the reporting year.**

Question	This Report
How many households served with STRMU were able to maintain a private housing situation without subsidy?	0
How many households exited to transitional housing (time limited - up to 24 months)?	0
How many households exited to institutional arrangement expected to last less than six months?	0
How many households exited to institutional arrangement expected to last more than six months?	0
How many households exited to a jail/prison term expected to last less than six months?	0
How many households exited to a jail/prison term expected to last more than six months?	0
How many households exited to a situation that isn't transitional, but is not expected to last more than 90 days and their housing situation after those 90 days is uncertain?	0
How many households exited to a place not meant for human habitation?	0
How many households were disconnected from care?	0
How many of the HOPWA eligible individuals died?	0

**Complete this section for all Households served with HOPWA Permanent Housing Placement (PHP) assistance by your organization in the reporting year.**

Question	This Report
<b><i>Households Served by this Activity</i></b>	
How many households were served with PHP assistance?	0
<b><i>PHP Expenditures for Households Served by this Activity</i></b>	
What were the HOPWA funds expended for PHP?	0
<b><i>Sources of Income for Households Served by this Activity</i></b>	
How many households accessed or maintained access to the following sources of income in the past year?	0
Earned Income from Employment	0
Retirement	0
SSI	0
SSDI	0
Other Welfare Assistance (Supplemental Nutrition Assistance Program, WIC, TANF, etc.)	0
Private Disability Insurance	0
Veteran's Disability Payment (service or non-service connected payment)	0
Regular contributions or gifts from organizations or persons not residing in the residence	0
Worker's Compensation	0
General Assistance (GA), or local program	0
Unemployment Insurance	0
Other Sources of Income	0
How many households maintained <b>no</b> sources of income?	0
<b><i>Medical Insurance/Assistance for Households Served by this Activity</i></b>	
How many households accessed or maintained access to the following sources of medical insurance in the past year?	
MEDICAID Health Program or local program equivalent	0
MEDICARE Health Insurance or local program equivalent	0
Veterans Affairs Medical Services	0
AIDS Drug Assistance Program	0
State Children's Health Insurance Program (SCHIP) or local program equivalent	0

**Complete this section for all Households served with HOPWA Permanent Housing Placement (PHP) assistance by your organization in the reporting year.**

Question	This Report
Ryan White-funded Medical or Dental Assistance	0
<b><i>Housing Outcomes for Households Served by this Activity</i></b>	<b>0</b>
<i>In the context of PHP, "exited" means the housing situation into which the household was placed using the PHP assistance.</i>	
How many households exited to other HOPWA housing programs?	0
How many households exited to other housing subsidy programs?	0
How many households exited to private housing?	0

**Complete for all households served with HOPWA-funded Housing Information Services by your organization in the reporting year.**

*See definition of "Housing Information Services" on "Performance Report Cover" tab.*

<b>Question</b>	<b>This Report</b>
<b><i>Households Served by this Activity</i></b>	
How many households were served with housing information services?	0
<b><i>Housing Information Services Expenditures</i></b>	
What were the HOPWA funds expended for Housing Information Services?	0

**Complete for all households served with HOPWA funded Supportive Services by your organization in the reporting year.**

*Note that this table also collects **HOPWA Supportive Service expenditures.***

Questions	This Report	
Households and Expenditures for Supportive Service Types	Number of Households	Expenditures
What were the expenditures and number of households for each of the following types of supportive services in the program year?		
Adult Day Care and Personal Assistance	63	157971
Alcohol-Drug Abuse	25	39888
Child Care	0	0
Case Management	96	236956
Education	0	0
Employment Assistance and Training	0	0
Health/Medical Services	0	0
Legal Services	0	0
Life Skills Management	95	160518
Meals/Nutritional Services	71	122000
Mental Health Services	0	0
Outreach	0	0
Transportation	37	56800
Any other type of HOPWA funded, HUD approved supportive service?	0	0
What were the other type(s) of supportive services provided? (150 characters)		
<b>Deduplication of Supportive Services</b>		
How many households received more than one of any type of Supportive Services?	289	

<b>Deduplicated Supportive Services Household Total (based on amounts reported in Rows 5-21 above):</b>	<b>98</b>	
---	-----------	--

**Only Competitive Grantees with an "Other Housing Activity" approved in their grant agreement should complete this tab.**

<b>"Other" Housing Activities -- Households and Expenditures Served by this Activity</b>	<b>This Report</b>
How many households were served with "Other Housing Activity" assistance?	0
What were the HOPWA funds expended for "Other Housing Activity" assistance?	0
What is the "Other" HOPWA budget line item approved in the grant agreement? (150 characters)	



Activity Review	TBRA	P-FBH	ST-TFBH	STRMU	PHP	Housing Info	SUPP SVC	Other Competitive Activity
<b>Total Households Served in ALL Activities from this report for each Activity .</b>	27	71	0	0	0	0	98	0
<b>Housing Subsidy Assistance Household Count Deduplication</b>		<p><b>Data Check: The highest unduplicated activity total shown in row 2 on this ATC tab must be equal to or less than the HOPWA-Eligible individual total reported in row 27 on the DEM &amp; Prior Living Tab. The HOPWA-Eligible individual total from row 27 is also shown directly to the right for your reference.</b></p>						
<i>Total Housing Subsidy Assistance (from the TBRA, P-FBH, ST-TFBH, STRMU, PHP, Other Competitive Activity counts above)</i>	98							DEM tab, row 27:
How many households received more than one type of HOPWA Housing Subsidy Assistance for TBRA, P-FBH, ST-TFBH, STRMU, PHP, Other Competitive Activity?	0							98
<b>Total Unduplicated Housing Subsidy Assistance Household Count</b>	98							
<b>Access to Care (ATC)</b>								
<b>Complete HOPWA Outcomes for Access to Care and Support for all households served with HOPWA housing assistance and "other competitive activities" in the reporting year.</b>								
<b>Questions</b>	<b>This Report</b>	<p><b>Rows 10-15: Data Checks:</b>  <b>The values entered in each of these rows individually cannot be greater than the value calculated in Row 6.</b>   <b>If insurance or income were reported on any of the activity tabs, Rows 12 &amp; 15 should be completed accordingly.</b>   <b>If all Rows are "0", provide explanation in Access to Care section of Data Quality Notes Tab.</b>   <b>Reminders:</b> 1. Contact with a case manager does not have to be a HOPWA-funded case manager.  2. Access to medical insurance can include those who accessed other types of insurance not included in the activity tabs.</p>						
How many households had contact with a case manager?	98							
How many households developed a housing plan for maintaining or establishing stable housing?	98							
How many households accessed and maintained medical insurance and/or assistance?	98							
How many households had contact with a primary health care provider?	98							
How many households accessed or maintained qualification for sources of income?	58							
How many households obtained/maintained an income-producing job during the program year (with or without any HOPWA-related assistance)?	4							
<b>Subsidy Assistance with Supportive Service, Funded Case Management</b>								
<b>Questions</b>	<b>This Report</b>	<p><b>Data Check: Individually, Rows 18 &amp; 19 cannot be &gt; than the lesser of Cells H2 or B6.</b>   In Rows 18 &amp; 19, report on Housing Subsidy Assistance households as calculated in Row 6 ONLY.   Case management is a supportive service; therefore, all individuals reported in Row 18 should be included in total reported in Row 19.</p>						
How many households received any type of HOPWA Housing Subsidy Assistance and HOPWA Funded Case Management?	98							
How many households received any type of HOPWA Housing Subsidy Assistance and HOPWA Supportive Services?	98							

**Complete for all HOPWA Facility-based Capital Development Projects that received Capital Development funds in this reporting year. This includes projects that received HOPWA Capital Development funds and opened to residents in this reporting year.**

**Note: Scattered site facilities may be reported as one facility.**

Question	Facility 1
<b>Facility Information</b>	
What is the <b>name</b> of the facility using HOPWA for capital development (acquisition or rehabilitation)?	
For facilities being rehabilitated, what was the total amount of funding spent on rehabilitation?	0
What type of development was funded (new construction, rehabilitation, acquisition)?	
<b>For facilities being rehabilitated only</b> , what is the final value of the building after rehabilitation is complete?	0
What type of housing (Permanent or Short-term/Transitional) was developed?	
For Capital Development facilities, what is the purchase or lease date of the property?	
For Capital Development facilities, what is the date the construction or rehabilitation started (if applicable)?	
<b>Capital Development Expenditures</b>	
How much was expended in this year on acquisition, for each facility?	0
How much was expended on rehabilitation, for each facility?	0
How much was expended on new construction, for each facility?	0
Was the development facility placed into service <b>during this program year? Yes or No.</b>	
<b>Complete for Capital Development Facilities Opened This Year ONLY. If the facility was not opened this year, skip this section.</b> <b>Data Checks: If Row 15 is yes, complete rows 17-24, and Rows 19 &amp; 20 must be a date within the reporting year.</b>	
How many total units were placed into service this year?	0
What date did the supportive services begin?	
What date was the construction or rehabilitation completed?	
What date did residents begin to occupy the facility?	

Is there a waiting list maintained for the facility? <b>Yes or No.</b>	
If there is a waiting list, how many households are on the waiting list?	0
How many total units (HOPWA and non-HOPWA units) were developed in this facility?	0
How many units in this facility were developed with HOPWA funds?	0
<b>For all Facilities</b>	<b>Total Units Designated for the Chronically Homeless</b>
For units constructed (new) and/or acquired <u>with or without</u> rehab:	0
For rental units rehabbed:	0
For homeownership units constructed (if approved):	0

**Capital Development** means the use of HOPWA funds to construct, acquire, or rehabilitate a housing facility.

*There are sixty columns for facilities*

Facility 2	Facility 3	Facility 4	Facility 5	Facility 6
0	0	0	0	0
0	0	0	0	0
0	0	0	0	0
0	0	0	0	0
0	0	0	0	0
0	0	0	0	0

0	0	0	0	0
0	0	0	0	0
0	0	0	0	0
<b>Total Units Designated to Assist the Homeless</b>	<b>Total Units Energy-Star Compliant</b>	<b>Total Units 504 Accessible – Mobility Units – Sensory Units</b>		
0	0	0		
0	0	0		
0	0	0		

es. If more columns are needed, please contact the HOPWA Validation Team.

Facility 7	Facility 8	Facility 9	Facility 10	Facility 11	Facility 12
0	0	0	0	0	0
0	0	0	0	0	0
0	0	0	0	0	0
0	0	0	0	0	0
0	0	0	0	0	0
0	0	0	0	0	0

0	0	0	0	0	0
0	0	0	0	0	0
0	0	0	0	0	0

Facility 13	Facility 14	Facility 15	Facility 16	Facility 17	Facility 18
0	0	0	0	0	0
0	0	0	0	0	0
0	0	0	0	0	0
0	0	0	0	0	0
0	0	0	0	0	0
0	0	0	0	0	0



0	0	0	0	0	0
0	0	0	0	0	0
0	0	0	0	0	0

Facility 19	Facility 20	Facility 21	Facility 22	Facility 23	Facility 24
0	0	0	0	0	0
0	0	0	0	0	0
0	0	0	0	0	0
0	0	0	0	0	0
0	0	0	0	0	0
0	0	0	0	0	0

0	0	0	0	0	0
0	0	0	0	0	0
0	0	0	0	0	0

Facility 25	Facility 26	Facility 27	Facility 28	Facility 29	Facility 30
0	0	0	0	0	0
0	0	0	0	0	0
0	0	0	0	0	0
0	0	0	0	0	0
0	0	0	0	0	0
0	0	0	0	0	0

0	0	0	0	0	0
0	0	0	0	0	0
0	0	0	0	0	0

Facility 31	Facility 32	Facility 33	Facility 34	Facility 35	Facility 36
0	0	0	0	0	0
0	0	0	0	0	0
0	0	0	0	0	0
0	0	0	0	0	0
0	0	0	0	0	0
0	0	0	0	0	0

0	0	0	0	0	0
0	0	0	0	0	0
0	0	0	0	0	0

Facility 37	Facility 38	Facility 39	Facility 40	Facility 41	Facility 42
0	0	0	0	0	0
0	0	0	0	0	0
0	0	0	0	0	0
0	0	0	0	0	0
0	0	0	0	0	0
0	0	0	0	0	0



0	0	0	0	0	0
0	0	0	0	0	0
0	0	0	0	0	0

Facility 43	Facility 44	Facility 45	Facility 46	Facility 47	Facility 48
0	0	0	0	0	0
0	0	0	0	0	0
0	0	0	0	0	0
0	0	0	0	0	0
0	0	0	0	0	0
0	0	0	0	0	0

0	0	0	0	0	0
0	0	0	0	0	0
0	0	0	0	0	0

Facility 49	Facility 50	Facility 51	Facility 52	Facility 53	Facility 54
0	0	0	0	0	0
0	0	0	0	0	0
0	0	0	0	0	0
0	0	0	0	0	0
0	0	0	0	0	0
0	0	0	0	0	0

0	0	0	0	0	0
0	0	0	0	0	0
0	0	0	0	0	0

Facility 55	Facility 56	Facility 57	Facility 58	Facility 59	Facility 60
0	0	0	0	0	0
0	0	0	0	0	0
0	0	0	0	0	0
0	0	0	0	0	0
0	0	0	0	0	0
0	0	0	0	0	0

0	0	0	0	0	0
0	0	0	0	0	0
0	0	0	0	0	0

**Complete for all households who requested Violence Against Women Act (VAWA) protections per 24 CFR 5.2005 with your organization in the reporting year.**

Question	This Report
How many <b>internal</b> emergency transfers were requested?	0
How many <b>internal</b> emergency transfers were granted?	0
How many <b>external</b> emergency transfers were requested?	0
How many <b>external</b> emergency transfers were granted?	0
How many emergency transfers were denied?	0



IDIS ACTIVITY NUMBER	ADDRESS	FIRST LIEN AMOUNT	BORROWER CONTRIBUTION	FIRST LIEN LENDER	INTEREST RATE	SOURCE	FUNDS	10-year Treasury Note Rate %	10-year Treasury Note rate plus 200 base points (2%)	Monthly Rate %	Period of loan-Months	Monthly Yield foregone-TDHCA Loan	Present value of Yield foregone-TDHCA 0% Loan	Monthly PMT@ the Treasury Int. rate	Monthly PMT@ 0% Int. rate	Monthly Yield foregone-MAIN Loan	Present value of Yield foregone-MAIN Loan	Monthly PMT@ the Treasury Int. rate	Monthly PMT@ 3% Int. rate
7778	5809 Whittlesey	\$147,728.15	\$2,757.82	Trinity Lending Co., I	3.00%		\$0.00	4.63	0.0663	0.0055	360	\$0.00				\$323.58	(\$50,508.76)	\$946.41	\$622.83
7775	953 E. Powell St.	\$147,775.05	\$1,447.51	Trinity Lending Co., I	3.00%		\$0.00	4.42	0.0642	0.0054	360	\$0.00				\$303.25	(\$48,379.77)	\$926.28	\$623.03
7844	1430 Elmwood	\$143,203.05	\$2,187.15	Trinity Lending Co., I	3.00%		\$0.00	3.91	0.0591	0.0049	360	\$0.00				\$246.56	(\$41,523.41)	\$850.31	\$603.75
7845	1236 E. Richmond	\$98,258.05	\$2,126.48	Trinity Lending Co., I	3.00%	TDHCA	\$ 45,000.00	3.91	0.0591	0.0049	360	142.20	(\$23,948.31)	\$267.20	125.00	\$169.17	(\$28,491.08)	\$583.43	\$414.26
7835	1125 E. Richmond	\$98,211.15	\$2,433.43	Trinity Lending Co., I	3.00%	TDHCA	\$ 45,000.00	3.91	0.0591	0.0049	360	142.20	(\$23,948.31)	\$267.20	125.00	\$169.09	(\$28,477.48)	\$583.15	\$414.06
7780	1003 Elmwood Ave.	\$102,978.05	\$2,666.09	Trinity Lending Co., I	3.00%	TDHCA	\$ 45,000.00	3.91	0.0591	0.0049	360	142.20	(\$23,948.31)	\$267.20	125.00	\$177.30	(\$29,859.70)	\$611.46	\$434.16
7836	1439 Elmwood Ave.	\$98,211.15	\$2,048.32	Trinity Lending Co., I	3.00%	TDHCA	\$ 45,000.00	3.89	0.0589	0.0049	360	141.62	(\$23,902.84)	\$266.62	125.00	\$167.84	(\$28,326.86)	\$581.90	\$414.06
7833	4308 S. Cravens	\$98,203.05	\$1,517.52	Trinity Lending Co., I	3.00%	TDHCA	\$ 45,000.00	3.89	0.0589	0.0049	360	141.62	(\$23,902.84)	\$266.62	125.00	\$167.82	(\$28,324.52)	\$581.85	\$414.03
7782	5538 Donnelly	\$145,955.00	\$2,120.74	Trinity Lending Co., I	3.00%	TDHCA	\$ 45,000.00	3.89	0.0589	0.0049	360	141.62	(\$23,902.84)	\$266.62	125.00	\$249.43	(\$42,097.53)	\$864.78	\$615.35
7837	1212 E. Cannon	\$152,839.15	\$1,508.51	FWHFH	3.00%		\$0.00	3.91	0.0591	0.0049	360	\$0.00				\$263.15	(\$44,317.51)	\$907.52	\$644.38
7838	1012 E. Tucker	\$152,839.15	\$1,232.24	FWHFH	3.00%		\$0.00	3.91	0.0591	0.0049	360	\$0.00				\$263.15	(\$44,317.51)	\$907.52	\$644.38
7848	1417 E. Richmond Av	\$112,568.35	\$3,563.58	Trinity Lending Co., I	3.00%	TDHCA	\$ 45,000.00	4.67	0.0667	0.0056	360	164.48	(\$25,568.62)	\$289.48	125.00	\$249.55	(\$38,792.41)	\$724.14	\$474.59
7853	1447 Elmwood Ave	\$113,055.45	\$2,644.48	Trinity Lending Co., I	3.00%	TDHCA	\$ 45,000.00	4.19	0.0619	0.0052	360	150.32	(\$24,569.16)	\$275.32	125.00	\$215.05	(\$35,149.18)	\$691.70	\$476.65
7850	2428 Langston St.	\$133,082.45	\$1,727.22	Trinity Lending Co., I	3.00%	TDHCA	\$ 45,000.00	4.22	0.0622	0.0052	360	151.20	(\$24,633.98)	\$276.20	125.00	\$255.74	(\$41,666.55)	\$816.82	\$561.08
7851	4312 S. Cravens St.	\$133,027.35	\$2,736.94	Trinity Lending Co., I	3.00%	TDHCA	\$ 45,000.00	4.36	0.0636	0.0053	360	155.30	(\$24,932.22)	\$280.30	125.00	\$267.76	(\$42,987.47)	\$828.61	\$560.85
7864	1346 E. Jefferson Ave	\$178,054.45	\$2,682.30	Trinity Lending Co., I	3.00%	TDHCA	\$ 45,000.00	4.15	0.0615	0.0051	360	149.15	(\$24,482.24)	\$274.15	125.00	\$334.07	(\$54,835.47)	\$1,084.76	\$750.68
7862	1039 Stella St.	\$118,884.35	\$2,326.63	Trinity Lending Co., I	3.00%	TDHCA	\$ 45,000.00	3.81	0.0581	0.0048	360	139.33	(\$23,719.42)	\$264.33	125.00	\$197.09	(\$33,554.12)	\$698.31	\$501.22
													(\$291,459.08)				(\$661,609.33)		

Total PV of yield forgone for TDHCA loan @0% (\$291,459.08)  
Total PV of yield forgone for Main loan @3% (\$661,609.33)  
Total (\$953,068.41) \*\*

U.S. Department of Housing and Urban Development  
Office of Community Planning and Development  
Integrated Disbursement and Information System  
Home Matching Liability Report

DATE: 12-20-24  
TIME: 17:00  
PAGE: 1

FORT WORTH, TX

Fiscal Year	Match Percent	Total Disbursements	Disbursements Requiring Match	Match Liability Amount
1997	12.5 %	\$960,737.63	\$960,737.63	\$120,092.20
1998	12.5 %	\$1,845,365.44	\$1,344,196.20	\$168,024.52
1999	12.5 %	\$2,367,361.10	\$2,060,427.43	\$257,553.42
2000	0.0 %	\$4,304,238.45	\$3,504,849.51	\$0.00
2001	0.0 %	\$2,052,292.17	\$1,629,804.05	\$0.00
2002	12.5 %	\$3,501,628.65	\$3,136,949.31	\$392,118.66
2003	12.5 %	\$2,247,910.32	\$1,835,232.83	\$229,404.10
2004	12.5 %	\$1,650,453.50	\$1,650,453.50	\$206,306.68
2005	12.5 %	\$4,057,488.48	\$2,735,705.26	\$341,963.15
2006	12.5 %	\$1,905,155.50	\$1,430,589.71	\$178,823.71
2007	12.5 %	\$2,768,243.99	\$2,536,472.88	\$317,059.11
2008	12.5 %	\$1,657,274.11	\$1,405,580.24	\$175,697.53
2009	12.5 %	\$2,707,601.48	\$2,382,368.97	\$297,796.12
2010	12.5 %	\$2,872,746.14	\$2,569,443.90	\$321,180.48
2011	12.5 %	\$3,461,503.57	\$2,937,793.56	\$367,224.19
2012	12.5 %	\$1,914,571.55	\$1,681,660.30	\$210,207.53
2013	12.5 %	\$2,413,599.57	\$2,209,323.63	\$276,165.45

U.S. Department of Housing and Urban Development  
Office of Community Planning and Development  
Integrated Disbursement and Information System  
Home Matching Liability Report

2014	12.5%	\$2,922,555.78	\$2,820,825.98	\$352,603.24
2015	12.5%	\$2,944,393.01	\$2,613,279.42	\$326,659.92
2016	12.5%	\$2,750,858.31	\$2,539,245.47	\$317,405.68
2017	25.0%	\$2,814,061.19	\$2,499,819.24	\$624,954.81
2018	25.0%	\$2,647,387.49	\$2,244,504.46	\$561,126.11
2019	25.0%	\$5,158,147.68	\$4,752,518.59	\$1,188,129.64
2020	25.0%	\$2,822,488.75	\$2,524,860.52	\$631,215.13
2021	25.0%	\$1,413,235.35	\$1,211,890.55	\$302,972.63
2022	25.0%	\$1,894,390.65	\$1,664,282.37	\$416,070.59
2023	25.0%	\$1,228,863.00	\$1,078,253.50	\$269,563.37



CITY OF FORT WORTH  
NEIGHBORHOOD SERVICES DEPARTMENT

**NOTICE OF PUBLIC HEARING  
AND  
NOTICE OF PUBLIC COMMENT PERIOD  
REGARDING THE  
2023-2024 CONSOLIDATED ANNUAL PERFORMANCE  
AND EVALUATION REPORT (CAPER)**

**FOR USE OF FEDERAL FUNDS UNDER THE FOLLOWING  
PROGRAMS:**

**COMMUNITY DEVELOPMENT BLOCK GRANT (CDBG)  
HOME INVESTMENT PARTNERSHIPS (HOME)  
EMERGENCY SOLUTIONS GRANT (ESG)  
HOUSING OPPORTUNITIES FOR PERSONS WITH AIDS (HOPWA)**

**Public Hearing Date: December 18, 2024**

**Public Comment Period: December 2, 2024, through  
December 19, 2024**

Each year the City of Fort Worth receives federal grant funds from the U.S. Department of Housing and Urban Development (HUD) to promote affordable housing, and suitable living environments, and to expand economic opportunities for persons with low and moderate incomes. The City reports on the use of these funds through the annual submission of the Consolidated Annual Performance and Evaluation Report (CAPER). This Report's primary purpose is to inform the citizens of Fort Worth and HUD where and how federal dollars are being spent, by whom, and how the citizens are served with these funds.

**In accordance with federal regulations at 24 CFR 91, the City of Fort Worth will be soliciting comments and public review of the 2023-2024 CAPER, covering investment and expenditure of CDBG, HOME, ESG, and HOPWA funds for the period from October 1, 2023, to September 30, 2024. A description of each activity, along with the accomplishments achieved, will be provided in the CAPER.**

**The Neighborhood Services Department will conduct a public hearing on the CAPER on Wednesday, December 18, 2024, to solicit public comment on this Report prior to its submission to HUD. This hearing is proposed to be held at 6:00 p.m. at Ella Mae Shamblee Library, 1062 Evans Avenue, Fort Worth, TX 76104. Beginning December 2, 2024, the draft CAPER will be available on the City's website at <http://www.fortworthtexas.gov/departments/neighborhoods/grants/>. Copies will also be available for public review at the following locations:**


**Neighborhood Services Department**  
New City Hall  
100 Fort Worth Trail  
Fort Worth, Texas 76102

**East Regional Library**  
6301 Bridge Street  
Fort Worth, Texas 76112

**Southwest Regional Library**  
4001 Library Lane  
Fort Worth, Texas 76109

A fifteen-day public review and comment period will commence on Monday, December 2, 2024. All comments must be received no later than 5:00 p.m. on Thursday, December 19, 2024. To submit comments or request additional information, please contact Juliet Moses, Community Development Planner, City of Fort Worth Neighborhood Services Department, 100 Fort Worth Trail, Fort Worth, Texas 76102; or call Ms. Moses at (817) 392-6203 or email at [Juliet.moses@fortworthtexas.gov](mailto:Juliet.moses@fortworthtexas.gov). Written comments may also be scanned to Ms. Moses at [Juliet.moses@fortworthtexas.gov](mailto:Juliet.moses@fortworthtexas.gov).

**Ayuda en español: para que le interpreten el anuncio en español, llame al (817) 392-8454.**



CIUDAD DE FORT WORTH  
DEPARTAMENTO DE SERVICIOS VECINALES

**AVISO DE AUDIENCIA PÚBLICA  
Y  
AVISO DEL PERÍODO DE COMENTARIOS PÚBLICOS  
EN CUANTO A LA  
INFORME ANUAL CONSOLIDADO DE  
DESEMPEÑO Y EVALUACIÓN 2023-2024 (CAPER)**

**PARA EL USO DE FONDOS FEDERALES BAJO LOS  
SIGUIENTES PROGRAMAS:**

**BECAS FEDERALES EN BLOQUE PARA EL DESARROLLO  
COMUNITARIO (CDBG)  
HOME SOCIEDADES DE INVERSIÓN (HOME )  
BECAS FEDERALES PARA SOLUCIONES DE EMERGENCIA  
(ESG)  
OPORTUNIDADES DE VIVIENDA PARA PERSONAS CON  
SIDA (HOPWA)**

**Fecha de audiencia pública: 18 de diciembre de 2024**

**Período de comentarios públicos: del 2 de diciembre de 2024 al  
19 de diciembre de 2024**

Cada año, la ciudad de Fort Worth recibe fondos federales del Departamento de Vivienda y Desarrollo Urbano de los Estados Unidos (HUD, por sus siglas en inglés) para promover viviendas accesibles y entornos de vida adecuados, para ampliar las oportunidades económicas para personas con ingresos bajos y moderados. La Ciudad informa sobre el uso de estos fondos a través de la presentación anual del Informe Anual Consolidado de Desempeño y Evaluación (CAPER, por sus siglas en inglés). El propósito principal de este informe es informar a los ciudadanos de Fort Worth y HUD dónde y cómo se gastan los dólares federales, quién los gasta y cómo se atiende a los ciudadanos con estos fondos.

**De acuerdo con las regulaciones federales encontradas en 24 CFR 91, la Ciudad de Fort Worth solicitará comentarios y revisión pública del CAPER 2023-2024, que cubre la inversión y el gasto de los fondos CDBG, HOME, ESG y HOPWA para el período comprendido entre el 1 de octubre de 2023 y el 30 de septiembre de 2024.** Una descripción de cada actividad, junto con los logros alcanzados, se proporcionará en el CAPER.

**El Departamento de Servicios Vecinales llevará a cabo una audiencia pública sobre el CAPER el miércoles 18 de diciembre de 2024, para solicitar comentarios públicos sobre este Informe antes de su presentación a HUD. Se propone que esta audiencia se lleve a cabo a las 6:00 p.m. en la Biblioteca Ella Mae Shamblee, 1062 Evans Avenue, Fort Worth, TX 76104.** A partir del 2 de diciembre de 2024, el borrador de CAPER estará disponible en el sitio web de la Ciudad en <http://www.fortworthtexas.gov/departments/neighborhoods/grants/>. Las copias también estarán disponibles para revisión pública en los siguientes lugares:

**Departamento de Servicios  
Vecinales**

Nuevo Ayuntamiento  
100 Fort Worth Trail  
Fort Worth, Texas 76102

**Biblioteca Regional del Este**

6301 Bridge Street  
Fort Worth, Texas 76112

**Biblioteca Regional del  
Suroeste**

4001 Library Lane  
Fort Worth, Texas 76109

El lunes 2 de diciembre de 2024 comenzará un período de revisión y comentarios públicos de quince días. Todos los comentarios deben recibirse a más tardar a las 5:00 p.m. el jueves 19 de diciembre de 2024. Para enviar comentarios o solicitar información adicional, comuníquese con Juliet Moses, Planificadora de Desarrollo Comunitario, Departamento de Servicios Vecinales de la Ciudad de Fort Worth, 100 Fort Worth Trail, Fort Worth, Texas 76102; o llame a la Sra. Moses al (817) 392-6203 o envíe un correo electrónico a [Juliet.moses@fortworthtexas.gov](mailto:Juliet.moses@fortworthtexas.gov). Los comentarios escritos también pueden ser escaneados a la Sra. Moses en [Juliet.moses@fortworthtexas.gov](mailto:Juliet.moses@fortworthtexas.gov).

**Ayuda en español: para que le interpreten el anuncio en español, llame al (817) 392-8454.**

**Re: CAPER Public Hearing**

---

**From** Moses, Juliet <Juliet.Moses@fortworthtexas.gov>  
**Date** Mon 12/9/2024 11:00 AM  
**To** marthawhitehouse@mac.com <marthawhitehouse@mac.com>  
**Cc** Burkley, Sharon <Sharon.Burkley@fortworthtexas.gov>

Good Morning Martha,

Thank you for reaching out. I've noted your comment, and it will be included in the final draft of the 2023-2024 CAPER. While we don't have programs that are specifically targeted at certain neighborhoods, we do offer some initiatives that address the issues you mentioned. I've outlined this information below for your review. Please let me know if you have any questions. I would also like to note that some programs may have waitlists due to high demand.

Additionally, our application process for public service agencies and nonprofits to apply for federal funds to address your concerns will open on January 15, 2025. If you know of any nonprofits that may be interested in applying, I'd be happy to connect with them. I'm also open to attending one of your neighborhood association meetings to discuss our programs and explore potential partnerships with local agencies.

First Time Homebuyer Assistance Program- [Homebuyer Assistance Program – Welcome to the City of Fort Worth](#)

Home Rehabilitation programs-

Priority Repair- [Priority Repair Program – Welcome to the City of Fort Worth](#)

Weatherization Program- [Weatherization Program – Welcome to the City of Fort Worth](#)

Lead Safe Program- [Lead-Safe Program – Welcome to the City of Fort Worth](#)

Directions Home (for our unhoused neighbors)- [Directions Home – Welcome to the City of Fort Worth](#)

Please let me know if I can be of any more assistance.

Respectfully,

**Juliet Moses**

Community Development Planner  
Neighborhood Services Department  
817-392-6203 (office)  
100 Fort Worth Trail  
Fort Worth, Texas 76102  
[Juliet.moses@fortworthtexas.gov](mailto:Juliet.moses@fortworthtexas.gov)





**Working together to build a strong community**

---

**From:** MARTHA WHITEHOUSE <marthawhitehouse@mac.com>

**Sent:** Monday, December 9, 2024 6:29 AM

**To:** Moses, Juliet <Juliet.Moses@fortworthtexas.gov>

**Subject:** CAPER Public Hearing

---

**This message is from an external organization.**

This message came from outside your organization.

Hello. My name is

[Report Suspicious](#)

Martha Whitehouse and I am on the board of the West Meadowbrook Neighborhood Association. I will be attending the public hearing on December 18th and I wanted to make a comment ahead of that meeting.

Our neighborhood is in desperate need of public investment in housing. Access to safe, accessible, affordable, housing is important to everyone in our city, but I would like to make a special plea for West Meadowbrook.

Government investment in our Eastside neighborhood has not been adequate. West Meadowbrook has many older homes in need of repair, leaving many residents with substandard shelter.

We need programs to help first time homebuyers to help stabilize our neighborhood, and give desperate families much-needed housing relief.

There is also a large unhoused population in West Meadowbrook that needs housing and supportive services.

West Meadowbrook is a neighborhood where a focused program for housing support would make a huge impact and our organization is ready to participate in any way we can to make a meaningful difference for our community.

-Martha Whitehouse  
West Meadowbrook Neighborhood Association  
marthawhitehouse@mac.com  
817-564-5956

**Re: CAPER Meeting Comments**

---

From Moses, Juliet <Juliet.Moses@fortworthtexas.gov>

Date Thu 12/19/2024 2:01 PM

To MARTHA WHITEHOUSE <marthawhitehouse@mac.com>

Cc Carol Peters <cvptxu@yahoo.com>; Phipps, Mike <mikedfwtx@sbcglobal.net>

Good afternoon Marsha,

Thank you for coming out last night. It was a pleasure to meet you in person. I have included the link to the website containing information about the First Time Homebuyers assistance program with the City. Please feel free to share this information. If there are any meetings or events coming up that you feel would be a great opportunity for us to come out and share about the services offered through our department, let me know. We are actively trying to get the word out about what we have to offer and bridge the gap between local government and residents in our City. Reach out if you have any other questions, comments, or concerns.

First Time Homebuyers Assistance Program:

<https://www.fortworthtexas.gov/departments/neighborhoods/services/hap>

Respectfully,

**Juliet Moses**

Community Development Planner  
Neighborhood Services Department  
817-392-6203 (office)  
100 Fort Worth Trail  
Fort Worth, Texas 76102  
[Juliet.moses@fortworthtexas.gov](mailto:Juliet.moses@fortworthtexas.gov)



***Working together to build a strong community***

---

**From:** MARTHA WHITEHOUSE <marthawhitehouse@mac.com>

**Sent:** Thursday, December 19, 2024 7:51 AM

**To:** Moses, Juliet <Juliet.Moses@fortworthtexas.gov>

**Cc:** Carol Peters <cvptxu@yahoo.com>; Phipps, Mike <mikedfwtx@sbcglobal.net>

**Subject:** CAPER Meeting Comments

---

**This message is from an external organization.**

This message came from outside your organization.

Report Suspicious

Juliet,

It was nice meeting you and your team in person last night. As we discussed, the West Meadowbrook Neighborhood Association, as well as all of the neighborhood associations on the Eastside of Fort Worth, have a vested interest in stabilizing and promoting development in our neighborhoods.

I, and the other activists in our group see home ownership, that is owner occupied home ownership, as a fundamental building block for a stronger, more cohesive, and safer neighborhoods.

West Meadowbrook is the perfect place to use HUD funds to aid first-time homebuyers. Last night I did a simple search on Zillow for homes for sale in the 76103 zip code and, of the 45 results I saw, only 4 were priced above the HUD funding limit for a pre-existing home.

With the right team of lenders, real estate agent, down payment education and assistance, and local government collaboration, there is a viable opportunity to put more hard-working families into permanent homes, building stability and growth for our neighborhood, and creating opportunities for growing generational wealth for deserving families.

Thanks for all the work you do, and thank you for your time last night. I know the turnout was light, but the need for stable housing in our area is great, and it's an honor to meet the people from city government working toward those goals.

Regards,  
-Martha Whitehouse

**U.S. Department of Housing  
and Urban Development**

**Certification of Consistency Plan  
with the Consolidated Plan  
for the Continuum of Care  
Program Competition**

I certify the proposed activities included in the Continuum of Care (CoC) project application(s) is consistent with the jurisdiction's currently approved Consolidated Plan.

Applicant Name: AIDS Outreach Center

Project Name: Fiscal Year (FY) 2023 Housing Opportunities for Persons With AIDS (HOPWA)

Competitive Grant: Housing Interventions (HINT) to End the HIV Epidemic

Location of the Project: 400 North Beach Street, Ste 100, Fort Worth, Texas 76111


Name of

Certifying Jurisdiction: City of Fort Worth

Certifying Official

of the Jurisdiction Name: Fernando Costa

Title: Assistant City Manager

Signature: 

Date: December 12, 2023

**Public reporting burden** for this collection of information is estimated to average 3.0 hours per response, including the time for reviewing instructions, completing the form, attaching a list of projects if submitting one form per jurisdiction, obtaining local jurisdiction's signature, and uploading to the electronic e-snaps CoC Consolidated Application. This agency may not conduct or sponsor, and a person is not required to respond to, a collection information unless that collection displays a valid OMB control number.

**Privacy Act Statement.** This form does not collect SSN information. The Department of Housing and Urban Development (HUD) is authorized to collect all the information required by this form under 24 CFR part 91, 24 CFR Part 578, and is authorized by the McKinney-Vento Act, as amended by S. 896 The Homeless Emergency Assistance and Rapid Transition to Housing (HEARTH) Act of 2009 (42 U.S.C. 11371 et seq.).

HUD considers the completion of this form, including the local jurisdiction(s) authorizing official's signature, as confirmation the project application(s) proposed activities submitted to HUD in the CoC Program Competition are consistent with the jurisdiction's Consolidated Plan and, if the project applicant is a state or unit of local government, that the jurisdiction is following its Consolidated Plan per the requirement of 24 CFR part 91. Failure to either submit one form per project or one form with a listing of project information for each field (i.e., name of applicant, name of project, location of project) will result in a technical deficiency notification that must be corrected within the number of days designated by HUD, and further failure to provide missing or incomplete information will result in project application removal from the review process and rejection in the competitive process.

**Certification by State or Local  
Official of PHA Plans Consistency  
with the Consolidated Plan or  
State Consolidated Plan  
(All PHAs)**

U. S Department of Housing and Urban Development

Office of Public and Indian Housing

OMB No. 2577-0226

Expires 3/31/2024

**Certification by State or Local Official of PHA Plans  
Consistency with the Consolidated Plan or State Consolidated Plan**

I, Fernando Costa, the Assistant City Manager  
*Official's Name* *Official's Title*

certify that the 5-Year PHA Plan for fiscal years \_\_\_\_\_ and/or Annual PHA Plan for fiscal  
year 2025 of the Housing Authority of the City of Fort Worth dba Fort Worth Housing Solutions is consistent with the  
*PHA Name*

Consolidated Plan or State Consolidated Plan including the Analysis of Impediments (AI) to Fair  
Housing Choice or Assessment of Fair Housing (AFH) as applicable to the

CITY OF FORT WORTH

*Local Jurisdiction Name*


pursuant to 24 CFR Part 91 and 24 CFR § 903.15.

Provide a description of how the PHA Plan's contents are consistent with the Consolidated Plan or  
State Consolidated Plan.

The City of Fort Worth goals, strategies and commitment to preserve and maintain existing and expand affordable housing is consistent with Fort

Worth Housing Solutions mission, strategic plan and goals included in its 2025 Annual Agency Plan. FWHS has identified affordable housing  
priorities that align with the City of Fort Worth's five-year 2023-2027 Consolidated Plan.

I hereby certify that all the information stated herein, as well as any information provided in the accompaniment herewith, is true and accurate. **Warning:** HUD will  
prosecute false claims and statements. Conviction may result in criminal and/or civil penalties. (18 U.S.C. 1001, 1010, 1012; 31 U.S.C. 3729, 3802)

Name of Authorized Official: Fernando Costa	Title: Assistant City Manager
Signature: 	Date: Sep 5, 2024

The United States Department of Housing and Urban Development is authorized to solicit the information requested in this form by virtue of Title 12, U.S.  
Code, Section 1701 et seq., and regulations promulgated thereunder at Title 12, Code of Federal Regulations. Responses to the collection of information  
are required to obtain a benefit or to retain a benefit. The information requested does not lend itself to confidentiality. This information is collected to  
ensure consistency with the consolidated plan or state consolidated plan.

Public reporting burden for this information collection is estimated to average 0.16 hours per year per response, including the time for reviewing  
instructions, searching existing data sources, gathering and maintaining the data needed, and completing and reviewing the collection of information. HUD  
may not collect this information, and respondents are not required to complete this form, unless it displays a currently valid OMB Control Number.



**FORT WORTH  
HOUSING SOLUTIONS**  
Housing with a Mission

# CELEBRATING **85 YEARS** OF IMPROVING LIVES



**2023 ANNUAL REPORT**

# CONTENTS

- 3 From Our Leadership
- 4 Who We Serve
- 6 Strategic Plan
- 10 FSS & Homeownership
- 12 Community Initiatives & Partnerships
- 13 Housing Choice Vouchers & Special Programs
- 14 Real Estate Portfolio
- 16 Stop Six Choice Neighborhood Initiative
- 20 Financial Highlights
- 22 Staff Highlights / HR Initiatives
- 24 Partners

## OUR VISION

Fort Worth Housing Solutions envisions communities with quality, affordable housing that provides the foundation to improve lives.

## OUR MISSION

To develop housing solutions where people flourish. Fort Worth Housing Solutions is changing the face of affordable housing by providing mixed-income rental and home ownership opportunities that provide the foundation to improve lives.

## 2023 GOALS ACHIEVED

- Create a diverse, economically sustainable real estate portfolio
- Provide a foundation for improving lives
- Develop a continuously improving, efficient operation
- Develop a sustainable business model



**Mary-Margaret Lemons**  
*President*



**Terri Attaway**  
*Chairperson,  
Board of Commissioners*

### Board of Commissioners

Brittany Hall  
Michael Ramirez  
Richard Stinson  
Dr. Carlos Walker



### 2023

### FROM OUR LEADERSHIP

In 2023, we celebrated the 85-year history of Fort Worth Housing Solutions as well as the ongoing work we do to change the face of affordable housing by developing mixed-income rental and home ownership opportunities providing the foundation to improve lives.

Our 85th year of service was celebrated throughout 2023 and with a special Anniversary Breakfast that raised more than \$100,000 for the Barbara Holston Education Fund. Named in honor of Barbara Holston, long-time senior executive of FWHS, BHEF works to eliminate financial barriers by awarding scholarships each year for academic, technical or vocational training to residents enrolled in FWHS programs.

Among the highlights of the last year were special events honoring Fort Worth legends and the development of new communities. The Opal, named for civil rights activist Opal Lee, broke ground in March in North Fort Worth in the thriving Alliance Corridor. Hughes House I, the first of three Stop Six Choice Neighborhood Initiative developments named for record-breaking Dunbar High basketball coach Robert Hughes, broke ground in June. Cowan Place, the first SSCNI development, welcomed our senior residents back to Stop Six in November.

Eleven developments in sought-after areas in our city were under construction in 2023 that together will add nearly 2,800 units to our portfolio. These new developments offer affordable housing in desirable locations that present numerous opportunities for our residents. We are excited to see these developments welcome families in the not-so-distant future.

We also worked internally and with an outside agency in our 85th year to create a new Strategic Plan for the next five years. Our Mission, which honors our past while looking towards the future, is “To create inclusive affordable housing communities where people can thrive.” Our Vision is: “A thriving community where all residents have a place they are proud to call home and pursue their dreams regardless of their income or address.” More information about the Strategic Plan is available in this report and on our website at FWHS.org.

The Family Self-Sufficiency and Homeownership programs continue to provide residents with the opportunity to continue their education, earn career certifications, improve their finance standing, find employment and purchase their first home. The FSS/Homeownership programs celebrated 29 graduates and paid out nearly \$150,000 in escrow funds in 2023.

None of this work would be possible without our treasured and trusted partnerships throughout our giving community. Our success is measured in the lives we touch throughout Fort Worth. The 100-plus employees that make up Fort Worth Housing Solutions are committed to this work. We’ve been doing it for 85 years and in many ways feel like we’re just getting started.

**Mary-Margaret Lemons**  
*President, Fort Worth Housing Solutions*

**Terri Attaway**  
*Chairperson, FWHS Board of Commissioners*

# WHO WE SERVED IN 2023

**34,000+**

people housed every day across programs [number of vouchers + FWHS rental units multiplied by an average of 2.5 residents per household]

**6,400+**

households provided rental assistance through the Housing Choice Voucher Program and other special programs funded by the U.S. Department of Housing and Urban Development

**10,015**

rental units in the FWHS portfolio, 85% offered at affordable rates to residents earning 80% or less of the Area Median Income (includes units in development)

## THE NEED

**\$58,240**  
ANNUAL INCOME  
needed to afford fair market rent for a 2-bedroom unit

**\$1,456**  
FAIR MARKET RENT  
for a 2-bedroom unit

**\$28.00**  
HOURLY WAGE  
needed to afford fair market, 2-bedroom unit

**\$97,700**  
AREA MEDIAN INCOME  
for the Fort Worth-Arlington Metropolitan Area, 2023

## 50,110 HOUSING GAP

THE NUMBER OF AFFORDABLE, AVAILABLE RENTAL HOUSING UNITS NEEDED TO SERVE LOW- AND EXTREMELY-LOW INCOME FAMILIES IN TARRANT COUNTY

Source: 2023 Out of Reach report, National Low-Income Housing Coalition



## WHO QUALIFIED FOR HOUSING ASSISTANCE IN 2023?

HOUSEHOLD SIZE	EXTREMELY LOW INCOME (30% AMI)	VERY LOW INCOME (50% AMI)	LOW INCOME (80% AMI)
1	20,100	33,500	53,600
2	23,000	38,300	61,250
3	25,850	43,100	68,900
4	30,000	47,850	76,550

## HOUSING CHOICE VOUCHER PROGRAM

Program allows very low-income (30% AMI) families to lease or purchase safe, decent and affordable rental housing wherever a private landlord accepts a voucher

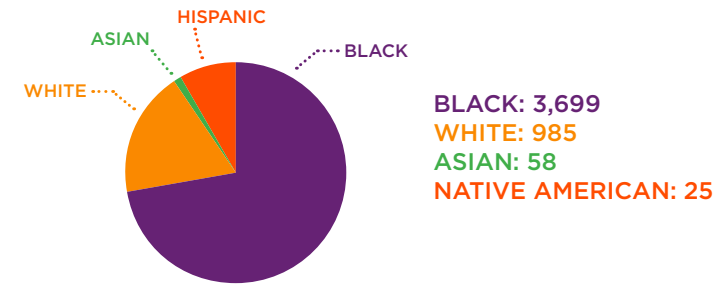
**6,420**

Housing Choice Vouchers to help very-low and low-income households cover rent  
Leased as of 12/31/23: 4,767

**\$17,467**  
average income among HCV participants

## HCV DEMOGRAPHICS

### RACE AND ETHNICITY



### DISABLED

**1,160 OVER AGE OF 61**  
**1,126 UNDER AGE OF 61**

### AGE

**2,547 OVER AGE OF 61**  
**1,234 18-35**  
**986 36-61**

Source: FWHS Assisted Housing Program Monthly Report, month ending Dec. 31, 2023

## 2023 RENTAL ASSISTANCE PROGRAMS HELP PEOPLE AFFORD HOMES, CURB HOMELESSNESS

- FWHS received additional vouchers to house elderly, disabled families
- FWHS received additional vouchers to house homeless veterans



# 2024-2028 STRATEGIC PLAN OVERVIEW

This concise overview outlines key objectives and initiatives, developed collaboratively with staff and stakeholders, to guide the growth of Fort Worth Housing Solutions as a leader in equitable, affordable housing over the next five years.

## MISSION


To create inclusive affordable housing communities where people can thrive.

## VISION

A thriving community where all residents have a place they are proud to call home and pursue their dreams regardless of their income or address.

## DIVERSITY, EQUITY AND INCLUSION STATEMENT

At FWHS, we prioritize Diversity, Equity, and Inclusion as fundamental principles. Our ongoing commitment is to foster an organization that not only values and embraces diversity but also actively works towards creating inclusive neighborhoods, policies, programs, and workplace. We firmly believe that everyone plays a vital role in building affordable housing communities where everyone can thrive.



## HOUSING

Work with public and private partners to preserve existing housing assets for long-term sustainability, and to expand affordable housing opportunities by 5,000 units throughout the Fort Worth community.



# 01

## CLIENTS


Optimize partnership and program opportunities to improve the client experience and enhance the impact for residents to improve their quality of life.



# 02

## EFFICIENCIES

Nurture an innovative workplace supported by efficiency, inclusion, and data-driven decision making.



# 03

## WORKPLACE PERSONALITY

Further efforts to recruit, develop and retain a talented workforce that values diversity, equity, inclusion, and belonging throughout the organization.



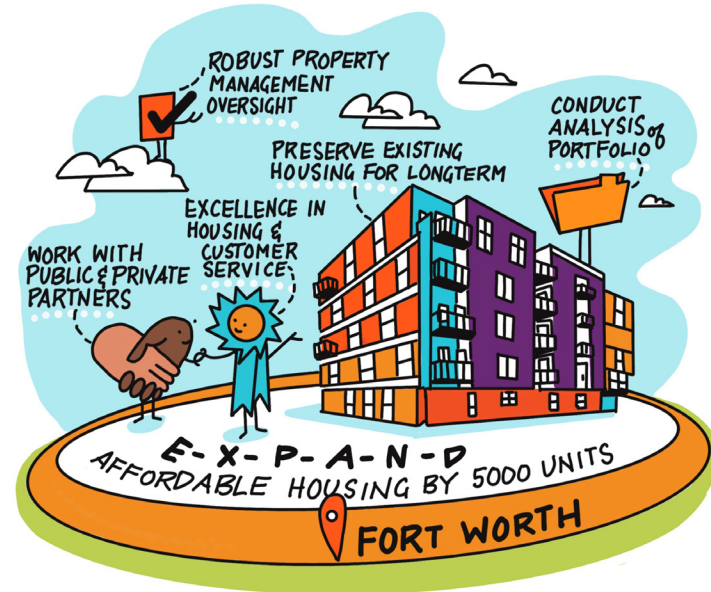
# 04

# HOUSING

FWHS will work with public and private partners to preserve existing housing assets for long-term sustainability, and to expand affordable housing opportunities by 5,000 units throughout the Fort Worth community.

## HOUSING STRATEGY

We will analyze the physical and financial conditions of existing housing assets to develop an asset repositioning and investment plan for all properties, to include priorities to guide future new development and acquisition decisions for growth.



# EFFICIENCIES

FWHS will nurture an innovative workplace supported by efficiency, inclusion, and data-driven decision making.

## EFFICIENCIES STRATEGY

We will identify, develop, and implement systems, policies, and procedures to streamline and standardize operations.

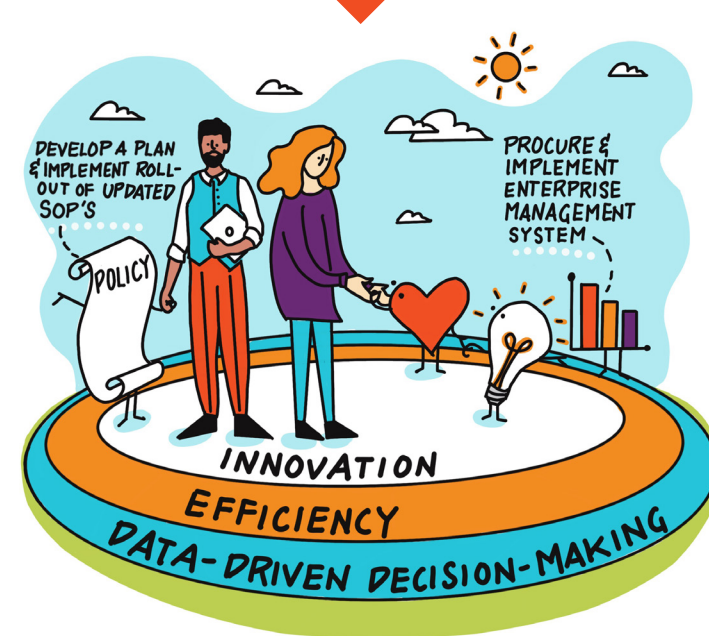


# CLIENTS

FWHS will optimize partnership and program opportunities to improve the client experience and enhance the impact for residents to improve their quality of life.

## CLIENT STRATEGY

We will determine opportunities to improve customer service and impacts and implement plans to maximize impacts of programs and services.



# WORKPLACE PERSONALITY

FWHS will further efforts to recruit, develop and retain a talented workforce that values diversity, equity, inclusion and belonging throughout the organization.

## WORKPLACE PERSONALITY STRATEGY

We will ensure the workplace environment is welcoming, collaborative, and inclusive and equips employees to grow.

# FAMILY SELF-SUFFICIENCY & HOMEOWNERSHIP

The Family Self-Sufficiency Program provides Fort Worth Housing Solutions residents a pathway toward full-time employment, higher incomes and less dependency on financial assistance. Participants set a five-year career and financial plan. Case managers support residents by connecting them with services and resources they need to succeed.



## FAMILY SELF-SUFFICIENCY

- **29**  
Graduates in 2023
- **\$148,534.41**  
paid in escrow
- **102**  
new participants enrolled in 2023
- **\$1,512,774.02**  
Amount in the past 10 years FSS has given out in earned escrow



The Homeownership Program allows individuals and families who have qualified for a Housing Choice Voucher to use rental assistance vouchers to buy a home and help cover monthly homeownership expenses.

The program is an important tool toward moving households toward financial self-sufficiency. One of the most common ways that people inherit and pass on generational wealth is through real estate. The purchase of a home is often the first opportunity people have to own real estate.



## HOMEOWNERSHIP

- **15**  
closings in 2023
- **130**  
clients received credit counseling in 2023
- **\$18,000**  
in closing costs this year using grant funds that FWHS assisted homebuyers with.
- **254**  
families have used their voucher to purchase a home since 2004





## COMMUNITY INITIATIVES & PARTNERSHIPS

### RAINWATER GRANT ACCOMPLISHMENTS

- 13 participants have gained employment
- 5 participants have started the process to obtain social security benefits
- 2 participants are enrolled in college courses
- 2 participants are enrolled in GED classes
- 1 adult child completed her first semester at UTA
- 71 of 75 families enrolled in case management services

### PARTNERSHIPS/COLLABORATIONS

- NAACP (ACTSO) – Applications distributed at properties for interest in program
- Boys & Girls Club Mobile Services
- Everman ISD Truancy Prevention
- Crowley ISD Truancy Prevention
- T3 partners – meetings to collaborate within:
  - Fort Worth ISD, Everman ISD, Crowley ISD
- Moncrief Cancer Institute Outreach Collaboration – Cancer screenings

### RENTAL ASSISTANCE DEMONSTRATION (RAD)

- RAD Resident meetings at each property (25 properties)
- Coordinating Resident Advisory Councils for each property (25 properties)
- Portfolio Management Services meetings
- Good Tenant Good Neighbor meetings
- Pancake/Talent Show breakfast
- Relocation of Casa de los Sueños



## HOUSING CHOICE VOUCHERS & SPECIAL PROGRAMS

### HOUSING CHOICE VOUCHER PROGRAM

- Annuals: 4,514
- New Admissions: 649
- Vouchers issued: 1,000
- Sent out over 1,000 letters to applicants for intake to receive vouchers
- High Performer SEMAP (Section Eight Management Assessment Program)
- No finding in our HCVP (Housing Choice Voucher Program) Audit
- Successfully brought online Quail Trail and Cowan PBV (Project-Based Vouchers)

### SPECIAL PROGRAMS

- Annuals: 512
- New Admissions: 208
- Vouchers issued: 250
- Client served: 575
- Successfully increased and maintained grant leasing by 10%

### INSPECTIONS

- Received and processed 3,090 rental increase request
- Received and processed 1,978 RFTA request
- Received and processed 1,503 Move-in Approvals
- Activated 1,494 contracts
- Conducted 6,405 inspections (CoC: 758, HCV: 5,647)
- Identified 2 properties that were substandard and successfully moved out all families from La Hacienda Apts and Xander Apartments
- Successfully worked with La Hacienda to address deficiencies and were able to restore them to a “good” standing and FWHS has resumed leasing activities. This was vital as this is one of the few all bills paid properties that lease to second chance applicants and our

# REAL ESTATE PORTFOLIO

## EXISTING PROPERTIES

- |                                |  |
|--------------------------------|--|
| 1. Alton Park                  | 21. Overton Park Townhomes             |
| 2. Aventine Apartments         | 22. The Palladium                      |
| 3. Avondale Apartments         | 23. Patriot Pointe                     |
| 4. Bottle House on Main        | 24. Pavilion at Samuels Avenue         |
| 5. Cambridge Court Apartments  | 25. Post Oak East Apartments           |
| 6. Campus Apartments           | 26. Prince Hall Gardens                |
| 7. Candletree Apartments       | 27. Reserve at McAlister               |
| 8. Carlyle Crossing Apartments | 28. Sabine Place Apartments            |
| 9. Casa de Esperanza           | 29. Sedona Village Senior Living       |
| 10. Cowan Place Senior Living  | 30. Siddons Place                      |
| 11. Crestwood Apartments       | 31. Silversage Point at Western Center |
| 12. Fair Oaks Apartments       | 32. The Springs Apartments             |
| 13. Fair Park Apartments       | 33. Stallion Pointe                    |
| 14. The Henderson              | 34. Stallion Ridge                     |
| 15. Jennings Place             | 35. Standard at Boswell                |
| 16. The Holston                | 36. Standard River District            |
| 17. HomeTowne at Matador Ranch | 37. Villas by the Park Apartments      |
| 18. Hunter Plaza Apartments    | 38. Villas of Eastwood Terrace         |
| 19. The Huntley                | 39. Villas on the Hill Apartments      |
| 20. Knights of Pythias         | 40. Wind River Apartments              |
|                                | 41. Woodmont Apartments                |

## IN DEVELOPMENT 2023

42. Chaparral Ranch Homes
43. Hughes House I
44. Hughes House II
45. Inspire at Bonds Ranch
46. The Opal
47. Skyline Prairie Homes
48. Skyline Prairie Homes II
49. Jefferson Eastchase
50. Jefferson Primrose
51. The Crawford
52. Babers Manor

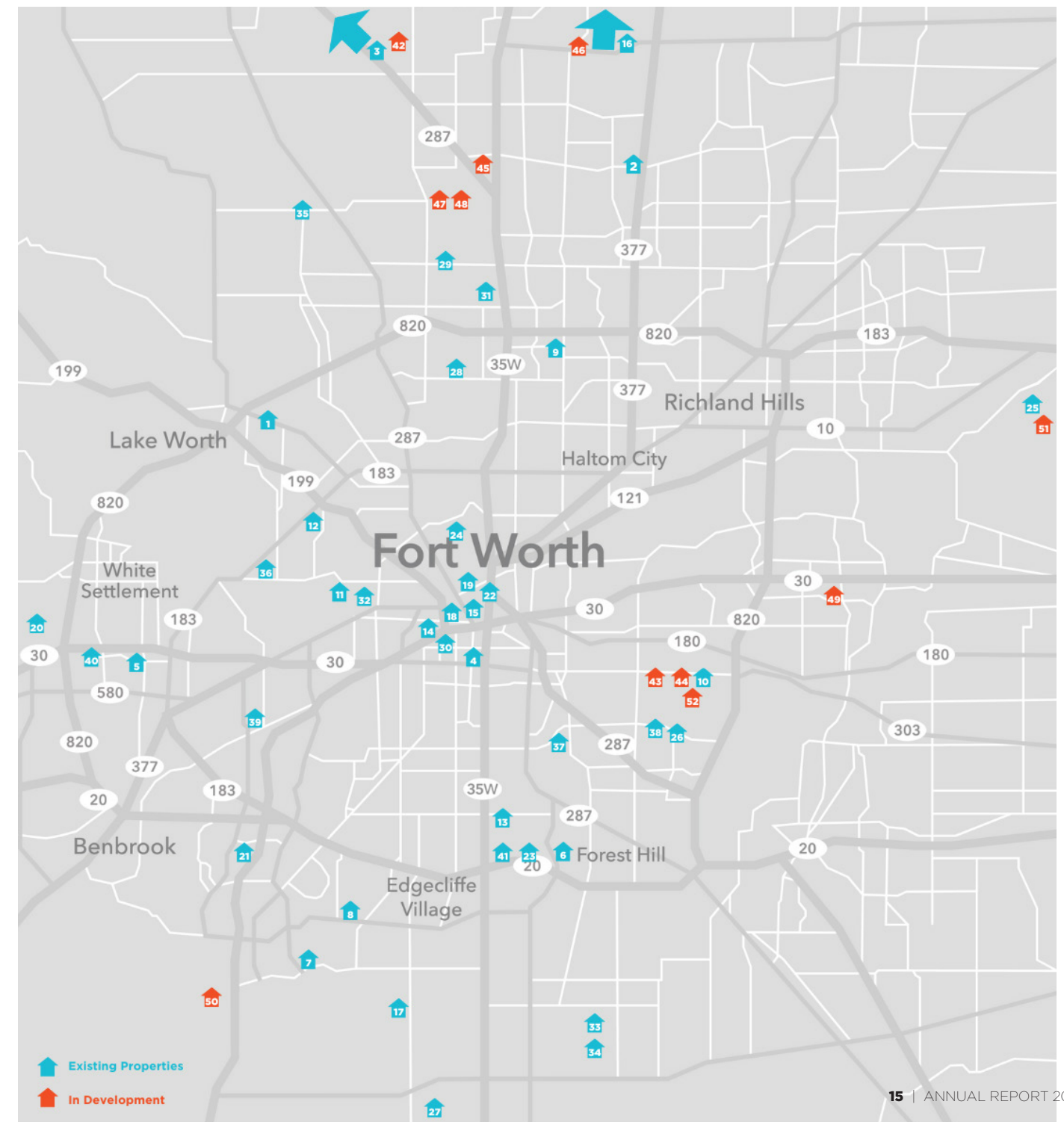
**52** mixed-income properties located in high opportunity areas across Fort Worth

**7,238** total rental units

**85%** offered at multiple levels of affordability

**2,777** units were in the development pipeline or under construction in 11 communities.

- Chaparral Ranch Homes
- Cowan Place
- The Huntley
- Skyline Prairie Homes
- Hughes House
- The Opal
- The Crawford
- Jefferson Primrose South
- Casa de los Sueños
- Inspire at Bonds Ranch
- Jefferson at Eastchase



# STOP SIX CHOICE NEIGHBORHOOD INITIATIVE

## PEOPLE

### Homeownership Milestones:

Two residents achieved the dream of home ownership, marking a significant personal achievement and contributing to community stability.

### Meta Grant for Youth STEM:

Received a \$40,000 grant from Meta, empowering the youth with STEM programming and opening doors to future opportunities in technology and engineering.

### United Way Safety Net Grant:

Garnered more than \$18,000 from United Way to tackle transportation and child-care barriers, enhancing access to employment and education for families.

### Renter's Advantage Program Impact:

Made more than 600 connections with families as 164 residents completed the Renter's Advantage Financial Literacy Program, significantly improving their financial stability with an average credit score increase of 60 points.

### Employment Stability:

Achieved remarkable employment stability, with 86% of employed residents maintaining their jobs for six months or more and 59% for more than a year.

### Supporting Former Cavile Residents:


Assisted 12 former Cavile residents in their return to the community, providing them with homes in Cowan Place Senior Living.

### Health Insurance and Care:

Maintained a 92% health insurance coverage rate for adults and ensured that the same percentage of residents are connected to a primary health physician, emphasizing the importance of healthcare accessibility. Ensured 100% of youth are covered by health insurance, securing their health and wellbeing.

### STEM Camps and Entrepreneurial Growth:

Launched summer STEM camps with a local black-owned engineering firm and supported eight residents in starting their businesses, ranging from mobile phlebotomy services to laundry services.



### Economic Advancements:

The hourly employment wage for residents increased by 8%, reflecting economic growth and improved living standards.

### Education Achievements:

Ten high school seniors graduated and advanced to post-secondary education, certification programs, or full-time employment, showcasing the success of educational support programs.

### Early Childhood Development:

Conducted developmental screenings for 90% of children aged 0-3 to identify and address any developmental delays before school, ensuring a better start in their educational journey.

## HOUSING

FWHS received a FY2023 Community Project Funding Economic Development Initiative Earmark award of **\$4 million**.

- Hughes House I construction closing **April 12** and a Notice to Proceed was issued to the General Contractor on **April**

■ All applications for Cavile Place disposition were approved in **May**.
- Hughes House groundbreaking ceremony on **June 15**.

■ A Young Architects Summer Camp **July 19-21**. The camp introduced local students between grades 6-12 to the discipline of architecture as a way of thinking, a tool for social change and advancement, while also teaching basic freehand skills.
- Babers Manor - General Contractor Request for Qualifications issued **August 4**.

■ Hughes House II received a bond allocation on **August 23**.

■ Babers Manor received a 9% low-income housing tax credit commitment from TDHCA on **August 28**.
- Cowan Place grand opening **November 13**.

■ Cowan Place began tenant move-ins **November 1**.

# NEIGHBORHOOD

## CHOICE NEIGHBORHOOD CRITICAL COMMUNITY

Improvements, particularly the “Canopy” project at the former Boys & Girls Club, was a focus in 2023. The consulting architect, Bennett Partners, finished concept drawings for the project and the plans were shared with key partners at the City of Fort Worth.


The project expanded to include a renovation of the former Boys & Girls Club into a Workforce Innovation Training Center with CVS Pharmacy. The plans for the building also include a staffed urban farm, and an outdoor space anchored with the canopy to feature elevated patios, roll-up door access to the building and play area for children. The project will be set up to support food trucks, mobile healthcare clinics, mobile dentists and much more.



## WORKFORCE DEVELOPMENT

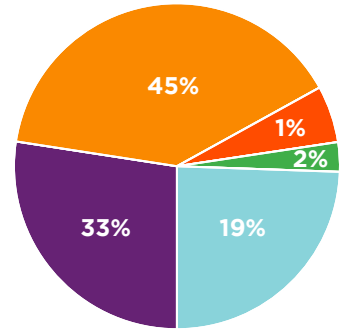
- 78 people attended FWHS resource fairs and hiring events.
- 56 people attended FWHS career development workshops.
- 25 residents received resume writing assistance.
- 27 residents received job search assistance.
- 6 former Cavile residents completed an intensive career development program facilitated by Urban Village Family Services, with two receiving immediate employment offers.
- 2 residents completed the Level Up Entrepreneurial Coaching Program.
- 2 residents are actively involved in the E-Squared program offered by Goodwill, which assists participants in getting their GED and finding sustainable employment.
- Former Cavile resident Taquila Woodson: valedictorian, CNA through Cityview Nursing & Rehab Center.

- Construction begin on Hughes House I, which includes the white box and gray box construction activities on the first floor, which will provide retail space to the neighborhood.
- Work continued on developing the architectural program for the Stop Six Hub. A community meeting was held on July 29 at Martin Luther King Community Center, to receive input on the plans. This project is still in programming phase.
- City of Fort Worth launched public Wi-Fi in Stop Six in 2023. The entire neighborhood is now covered with Wi-Fi that can be accessed for free.
- Plans for Babers Manor and Hughes House II and Hughes House III were reviewed by the City of Fort Worth. The City continues to participate in these development projects with funding.



# FINANCIAL HIGHLIGHTS

## BUDGET BY FUNDING SOURCE



**HUD GRANTS**  
\$78,772,898

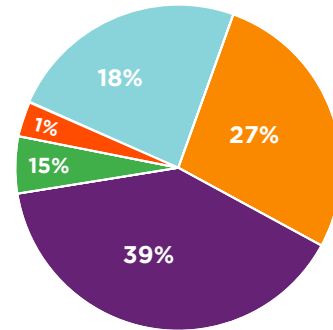
**OTHER GRANTS**  
\$1,882,122

**RENTS**  
\$56,348,111

**OTHER REVENUE**  
\$32,251,495

**DEVELOPER & OTHER FEES**  
\$4,101,606

## EXPENSES BY USE



**ADMINISTRATIVE**  
\$28,460,660

**GENERAL**  
\$43,115,446

**HOUSING ASSISTANCE**  
\$62,133,999

**EMERGENCY RENT ASSISTANCE**  
\$1,261,126

**PROPERTY & MAINTENANCE**  
\$23,776,233



## BY THE NUMBERS

**\$173.3M**  
TOTAL ANNUAL  
OPERATING BUDGET

**\$78.8M**  
FROM  
FEDERAL GRANTS

**\$56.3M**  
IN RENTAL  
REVENUE

**\$158.8M TOTAL EXPENSES**

**\$38.2M**  
FROM OTHER  
REVENUE SOURCES

**\$62.1M**  
BACK TO THE  
COMMUNITY VIA HAP  
PAYMENTS

**\$1.3M**  
IN EMERGENCY  
RENTAL ASSISTANCE  
PROVIDED







## HUMAN RESOURCES INITIATIVES

### HUMAN CAPITAL MANAGEMENT

Recruiting, performance management/employee goals, tracking applicants and new benefit portal.

### ADDING CAPACITY

FWHS has expanded roles because of growth, specifically in Development and Asset Management, and IT.

### TEAM BUILDING

Fort Worth Black Metropolitan Chamber Sneaker Ball, Cinco De Mayo food truck, mid-year meeting, staff retreat, Texas Rangers outing and volunteer opportunities.

### MENTAL & PHYSICAL HEALTH

Monthly tips to deal with issues such as Stress Awareness, Mental Health Month and Yoga classes.

### TRAINING

Leadership training for succession planning, meeting engineering, safety and CPR/First Aid certification.



## FORT WORTH HOUSING SOLUTIONS

1407 Texas Street  
Fort Worth, Texas 76102

[FWHS.ORG](http://FWHS.ORG)

# THE POWER OF OUR PARTNERSHIPS

AB Christian Learning Center  
Alpha Kappa Alpha  
Amerigroup  
Amon G. Carter Foundation  
Apartment Association of Tarrant County  
Barbara Holston Education Fund  
Blue Zones Project | Texas Health Resources  
Boys & Girls Clubs of Greater Tarrant County  
Brighter Outlook Inc.  
Center for Transforming Lives  
Charles Schwab  
City of Fort Worth  
Fort Worth Department of Diversity and Inclusion  
Fort Worth Public Library  
Fort Worth Independent School District  
Cook Children's Health Care System

Downtown Fort Worth Inc.  
DRC  
Goodwill Industries  
JPS Health Network  
The Ladder Alliance  
Meals on Wheels of Tarrant County  
McCormack Baron Salazar  
Morris Foundation  
Pathfinders  
The Parenting Center  
Presbyterian Night Shelter  
Rainwater Charitable Foundation  
Sid W. Richardson Foundation  
The Salvation Army  
Tarrant County College District  
Tarrant County Homeless Coalition  
Tarrant Food Bank

Texas Capital Bank  
Texas Dept. of Housing and Community Affairs  
Urban Strategies Inc. (USI)  
Union Gospel Mission  
United Way of Tarrant County  
University of North Texas  
U.S. Dept of Housing and Urban Development  
Volunteers of America  
Wells Fargo Housing Foundation  
The Women's Center  
Workforce Solutions for Tarrant County  
The YMCA of Metropolitan Fort Worth  
YouthBuild Fort Worth



**FORT WORTH  
HOUSING SOLUTIONS**  
Housing with a Mission